


Directory of
Faculty Contracts
and
Bargaining Agents
In Institutions
of
Higher Education

January 1980

COMPILED BY MOLLY GARFIN

THE NATIONAL CENTER FOR THE STUDY OF
COLLECTIVE BARGAINING IN
HIGHER EDUCATION AND THE PROFESSIONS
BARUCH COLLEGE - CUNY



The National Center for the Study of Collective Bargaining in Higher Education and the Professions is an independent, nonprofit educational institution serving as a clearinghouse and forum for those engaged in collective bargaining (and the related processes of grievance administration and arbitration) in colleges and universities and the professions. Operating on the campus of Baruch College, City University of New York, it addresses its research to scholars and practitioners in those fields. Membership consists of institutions and individuals from all regions of the U.S. and Canada. Activities are financed

primarily by membership, conference and workshop fees, foundation grants, and income from various services and publications made available to members and the public. Inquiries for membership should be addressed to National Center for the Study of Collective Bargaining in Higher Education and the Professions, Baruch College, CUNY, 17 Lexington Avenue, Box 3225, New York, New York 10010.

The statistics and facts reported in this issue are accurate to the best of our knowledge. We apologize for any errors or omissions.

NATIONAL ADVISORY COMMITTEE

MAURICE D. BENEFITZ
Professor, Faculty
Baruch College

GERALD BUDSOE
Director of Collective Bargaining
AAUP

NED S. BUCKLEW
Provost
Ohio University

MARGARET K. CHANDLER
Professor
Columbia University

D. FRANCIS FINN
Exec. Vice President
NAACUP

RICHARD HAZLEY
President
AFL-CIO

ROBERT D. HELSBY
Director
Public Employment Relations Services

THOMAS MANNIX
Dir. of Collective Barg. Services
Univ. of California System

ROBERT MINER
Dir. of Higher Education
National Education Assn.

BERNARD MUNTZ
Exec. Asst. to President
Wm. Paterson College of New Jersey

CAESAR J. NYBLE
Assoc. Vice Chancellor
State University System, Florida

HAROLD R. NEWMAN
Chairman
New York State PERB

BYWIND NEWTON
Vice Chancellor
Long Island University

IRVING POLUSHOCK
President, PSC
Vice President, AFT

DONALD SAWABE
Exec. Director
CAUPE, Canada

JOEL SEGALL
President
Baruch College, CUNY

ALBERT SHANKER
President, AFT
AFL-CIO

RICHARD E. WILSON
V.P. for Governmental Affairs
NAACU

JOEL M. DOUGLAS
Director, NCSBHEP
Baruch College, CUNY

DIRECTORY OF
FACULTY CONTRACTS AND BARGAINING AGENTS
IN
INSTITUTIONS OF HIGHER EDUCATION

January, 1980

Compiled by
MOLLY GARFIN

NATIONAL CENTER FOR THE STUDY OF COLLECTIVE BARGAINING
IN HIGHER EDUCATION AND THE PROFESSIONS
BARUCH COLLEGE-CUNY


Copyright © 1980 in U. S. A.
by The National Center for the
Study of Collective Bargaining
in Higher Education and
the Professions - Baruch College
City University of New York

All Rights Reserved

Price \$6.00

TABLE OF CONTENTS

INTRODUCTION: UNIONIZATION AMONG FACULTY, 1979	iv
FACULTY CONTRACTS AND BARGAINING AGENTS, U. S. (By State)	1
NO AGENT VOTES	33
SUMMARY OF 1979 ELECTIONS, U. S.	37
STATISTICS	
Table I - BARGAINING AGENTS	43
Table II - CONTRACTS	44
Table III - PRIVATE INSTITUTIONS: BARGAINING AGENTS	45
Table IV - PRIVATE INSTITUTIONS: CONTRACTS	46
Table V - PUBLIC INSTITUTIONS: BARGAINING AGENTS	47
Table IV - PUBLIC INSTITUTIONS: CONTRACTS	48
STATE LEGISLATION	49
FACULTY CONTRACTS AND BARGAINING AGENTS, CANADA	51
ALPHABETICAL LIST OF INSTITUTIONS, U. S.	57
ALPHABETICAL LIST OF INSTITUTIONS, CANADA	67




INTRODUCTION

UNIONIZATION AMONG FACULTY - 1979

Faculty unionization continues to grow at a stabilized annual rate of approximately 20 new bargaining agents a year. By the end of 1979 406 faculty unions have been recognized as having bargaining agents for faculty and staff and more than 330 collective bargaining agreements are in effect in the nation's higher education institutions. In terms of numbers of institutions and campuses that have been unionized, this translates into 393 institutions where faculty and professional staff have elected one or more bargaining agents, and more than 650 of the country's 3,000 campuses where faculty are now unionized. The majority of unionized campuses is in the public sector which accounts for 318 bargaining agents, while private institutions have recognized 88 bargaining agents. During 1979, 137 bargaining agents were elected in four-year and professional schools (including six medical and related schools, and seven law schools), 261 in two-year colleges, and eight in two/four-year institutions.

Of the 337 separate collective bargaining agreements now in effect, public institutions account for 267, while private institutions have signed 70 contracts. One hundred and ten are with four-year and professional institutions (five medical and related schools, one law school), 219 contracts are with two-year colleges, and eight are with two/four-year institutions. It is noteworthy that there are now six recognized adjunct/part-time bargaining units in the country, three of which have already signed bargaining agreements, and that the three graduate teaching assistant units have all ratified bargaining agreements with their institutions.



Although "new election" activity continues at a greatly reduced rate when compared with the early and mid-1970's when it was at its peak, faculty collective bargaining, nevertheless, is still a force that continues to influence higher education institutions. The Yeshiva University case, to be decided by the Supreme Court in early 1980, has the potential of impacting on governance structures of colleges and universities as well as on the concept of faculty as "managerial" employees as put forth in the decision by the United States Second Circuit Court of Appeals (NLRB v. Yeshiva University, 582 2d 686 (1978)). Discussion of the effect of the Supreme Court's decision will be reserved for the next edition of this Directory when repercussions of that decision on public as well as private institutions become more evident.

During 1979, 22 bargaining agents were elected for the first time and 11 elections were held at institutions that had previously chosen a bargaining agent. Faculty at one institution, Bowling Green State University in Ohio, rejected collective bargaining and four institutions rejected a specific agent in favor of "no agent." These "no agent" votes took place at Wesleyan University, a private institution in Connecticut where faculty voted against unionization defeating the AAUP chapter; the University of Evansville, Indiana where the NEA was defeated; and Barber Scotia College in North Carolina where the NEA was voted down by faculty. One public institution, Pensacola Junior College in Florida, voted against unionization, defeating the UFF/AFT. A petition by the bargaining unit for a decertification election was defeated at Keene State in the University System of New Hampshire and resulted in the NEA affiliate retaining its certification. At the University of Northern Iowa, the AFT failed in an attempt to replace the union as faculty voted not to decertify United Faculty, a coalition of affiliates of the AAUP and NEA. And, at Kern Community College in California the incumbent faculty association, an



affiliate of the NEA, beat back a challenge from an AFT local to decertify that unit.

Of the 22 first-time elections held in 1979, eight were in four-year private institutions and 14 in public institutions. Of these public institutions, 12 were two-year colleges and two were four-year institutions. The state of California led in organizing activity with the unionization of eight two-year public institutions. They were Barstow Community College, Coast Community College (including a part-time unit), College of the Desert, Glendale Community College, North Orange County Community College, Pasadena City College, Rio Hondo Community College, and Santa Barbara City College. The NEA and its affiliates won six of the elections, AFT locals took two, and one Independent agent was elected.

Another state represented in first-time elections was Colorado where faculty members at the nine campuses of Colorado's Community College System voted for the NEA affiliate. Bargaining, however, remained uncertain at the time of the election early in the year because of strong opposition in the state legislature. A private four-year institution, the Colorado Women's College, elected the AAUP as bargaining representative, and faculty at the University of Colorado's two campuses voted to be represented by locals of the AFT. The effect of the elections there was also uncertain due to the lack of state enabling legislation and a vote by the Board of Regents to rescind the policy that had previously encouraged collective bargaining.


In Illinois, Lewis and Clark Community College elected the NEA. Curry College, a four-year private institution in Massachusetts, voted for the AAUP; Missouri's Stephens College, another four-year private institution, elected an AFT local; and the University of Nebraska at Omaha voted for the AAUP. The first election of a faculty bargaining agent in New Mexico occurred at the

University of Albuquerque, a private four-year institution and the AFT won that election. In New York, Daemon College, a private four-year school, voted for the AAUP, and faculty members at Ohio Northern University, a private four-year institution, voted for collective bargaining with the NEA affiliate polling a majority of the votes. In Pennsylvania, two elections were held. At Montgomery County Community College, faculty members selected the AAUP over the AFT, and faculty at Spring Garden College, a four-year private institution, selected the AFT. In West Virginia, the first higher education institution in the state was unionized when faculty at Salem College, a four-year private institution, selected the NEA affiliate as their bargaining representative.

Most of the cases of second- or third-time elections occurred in Florida where members of three Florida unions representing the Florida State University System (United Faculty of Florida), several community colleges (United Community College Faculty of Florida), and the faculty bargaining agent at two private colleges merged their organization into the United Faculty of Florida, Local 1847 of the AFT, a single statewide higher education union.

In Ohio, the Kent State University faculty represented by the United Faculty Professional Association, a coalition of the AAUP and NEA, voted to sever its ties with the NEA while retaining its affiliation with the AAUP. And in Pennsylvania, the members of the Association of Pennsylvania State College and University Faculty (APSCUF), representing faculty at 14 campuses, have approved dual affiliation with the AAUP and AFT thus ending three years of independent status for the association.

Results of all first- and second-time elections during 1979 gave AFT and its affiliates 13 bargaining agents, NEA won 11, the AAUP gained six, Independent one, Independent/NEA coalition one, and the AAUP/AFT one.




Of the institutions that signed faculty collective bargaining agreements for the first time, 13 were at private colleges and 14 at public institutions. Some significant contracts and settlements occurred during 1979. At Goddard College in Vermont the graduate faculty signed their first contract since their organization as a separate unit in 1978. First contracts for adjunct/part-time units were signed at Long Island University - C.W. Post Center in New York and at Portland State University. At Boston University, where faculty and administration have been in conflict over several issues, the faculty represented by the AAUP ratified their first faculty contract this year.

Legislation

The most significant legislative event of the year took place in California. The Higher Education Employer-Employee Relations Act (HEERA), passed in 1978, took effect on July 1, 1979. It gave collective bargaining rights to 90,000 academic and non-academic members of California's public four-year colleges and universities which include the University of California System, Hastings School of Law, and the California State University and College System. Under the provisions of this law, which was specifically designed for the two major California public higher education systems, two possible types of bargaining units are provided for -- single campus units or a systemwide unit. The scope of bargaining is limited to "wages, hours of employment and other...conditions of employment" and most academic matters are excluded. There will no doubt now follow a series of elections as a result of this important enabling legislation.

Elsewhere, a bargaining bill in Illinois had been given a chance of passing but as of this date bargaining legislation has not become law in this



state. A recent vote favoring bargaining at the University of Illinois at Urbana-Champaign as well as support by the mayor of Chicago led observers to believe that such legislation might pass this year despite the fact that the legislature has consistently rejected these bargaining bills. Five universities in the Illinois Board of Governors system and 18 community colleges are already engaged in bargaining without the benefit of legislation.

In Wisconsin, where Senate Bill 121, as amended, had also been given good chance of passage, the senate sidetracked this legislation and sent the bill to the education and revenue committee for hearings. Legislation is not expected to reach the senate again until early 1980. It would have given faculty and other academic members of the University of Wisconsin system, where teaching assistants are already unionized and have ratified a contract, the right to bargain collectively. Fourteen two-year colleges already engage in collective bargaining in Wisconsin.

In Colorado, where faculty members this year elected bargaining agents at Colorado Community College System and at the University of Colorado without enabling legislation, a bill to prohibit such negotiations came up for passage but was defeated.

In the Ohio legislature, bargaining legislation had its initial hearing in April, and in Washington State, legislation that would allow bargaining at four-year institutions had passed the state senate but had been stalled in the house labor committee.


In other states, although legislation had been introduced in New Mexico, Tennessee, Texas, Utah and Wyoming, they were given little chance of passing.

Another interesting bill that would have defined interns and residents as employees under the National Labor Relations Act, Bill HR 2222, was rejected by the House after approval by a House Committee.




Acknowledgements:

The assistance of the following is gratefully acknowledged: to Robina J. Stern for her able assistance with various research projects, to Ruby N. Hill for typing and proofreading several sections of the Directory, to Evan G. Mitchell for assistance with various aspects of production. Special acknowledgement to the Word Processing Center of Baruch College-CUNY and Ms. Phillis Freeman for assistance in the preparation of this manuscript.



FACULTY CONTRACTS AND BARGAINING AGENTS
IN PUBLIC AND PRIVATE INSTITUTIONS
IN THE UNITED STATES



FACULTY CONTRACTS AND BARGAINING AGENTS
IN PUBLIC AND PRIVATE INSTITUTIONS¹

Institutions (by State)	No. of Campuses	2/4 Year	Size of Bargaining Unit	Current Bargaining Agent†	Year Current Agent Elected/ Recognized	Year Initial Contract Signed††	Expiration Date of Current Contract in Center Library
<u>ALASKA</u>							
University of Alaska Community College System	10	2	250	AFT	1974	1974	6/30/79
<u>ARIZONA</u>							
Pima Community College		2	242	NEA	1978	----	
<u>CALIFORNIA</u>							
Barstow Community College		2	65	NEA	1979	----	
Butte College	1	2	110	NEA	1978	----	
Chabot College		2	240 ft 260 pt	NEA	1978	2/20/79	6/30/81**


†As long as a certificate of recognition is in effect, the institution is designated as having a bargaining agent, even if no collective bargaining has ever taken place.

††---- in this column indicates that no contract has been signed, according to available information.

*Private institution.

**First contract between parties.

¹ Sources for this publication: communication with institutions and faculty unions, The Chronical of Higher Education, Higher Education Daily, Government Employee Relations Report. Data on bargaining unit size, date of first contract and number of campuses has been obtained from institutions. Bargaining unit sizes: where information is available full-time and part-time distinction is made; ft indicates full-time, pt part-time.



Institutions (by State)	No. of Cam- puses	2/4 Year	Size of Bargain- ing Unit	Current Bargain- ing Agent†	Year Current Agent Elected/ Recognized	Year Initial Contract Signed††	Expiratio Date of Current Contract in Center Library
<u>CALIFORNIA</u> (cont'd.)							
Citrus College	1	2	130	NEA	1977	7/1/77	
*Claremont Colleges		4		OPEIU ²		1972	6/30/79
Coast Community College o Part-time		2 2	662 1,433	AFT NEA	1979 1979	---- ----	
College of the Canyons	1	2	45	NEA	1977	5/12/78	6/30/80*
College of the Desert		2		Indep.	1979	----	
College of the Redwoods		2		Indep.	1976		
College of the Sequoias	1	2	149	NEA	1976	3/21/77	
Compton Community College		2	80 ft 150 pt	AFT	1978	----	
Contra Costa Community College District	3	2	500	Indep.	1977	7/1/77	
El Camino Community College	1	2	770	AFT	1977	9/20/77	6/30/81
Foothill-DeAnza Community College District	2	2	1,200 f/pt	Indep.	1977	11/23/77	6/30/80
Gavilan Community College		2	62 ft	NEA	1976	1976	
Glendale Community College		2	415	AFT	1979	----	
Grossmont College	2	2	480	NEA	1977	10/24/78	6/30/81*

² Independent Agent. Contract covers professional and non-professional librarians.


Institutions (by State)	No. of Cam- puses	2/4 Year	Size of Bargain- ing Unit	Current Bargain- ing Agent†	Year Current Agent Elected/ Recognized	Year Initial Contract Signed††	Expiratio Date of Current Contract in Center Library
<u>CALIFORNIA</u> (cont'd.)							
Kern Community College District	3	2	364	NEA	1977		
Los Angeles Community College System	9	2	4,800	AFT	1976	1/16/78	6/30/80**
Los Rios Community College System	3	2	1,297	AFT	1977	1977	6/30/81**
Marin Community College	2	2	600	AFT	1978	----	
Merced College	1	2	130	NEA	1976	----	
Monterey Peninsula Community College		2	420	NEA	1978	----	
Mount San Antonio College	1	2	744	NEA	1976	3/15/78	6/30/81
Mount San Jacinto College	1	2	40	NEA	1977	6/14/77	
Napa College	1	2	92 ft 179 pt	NEA	1977	----	
North Orange County Community College		2		NEA	1979	----	
Palo Verde College	1	2	18	AFT	1976	8/76	
Pasadena City College		2	375	NEA	1979	----	
Rio Hondo Community College		2	507	NEA	1979	----	
Rancho Santiago Community College District		2		NEA			6/30/80
o Continuing Education Faculty		2		NEA			6/30/80
Riverside Community College		2	500	NEA	1978	----	

Institutions (by State)	No. of Cam- puses	2/4 Year	Size of Bargain- ing Unit	Current Bargain- ing Agent†	Year Current Agent Elected/ Recognized	Year Initial Contract Signed††	Expiratio Date of Current Contract in Center Library
<u>CALIFORNIA</u> (cont'd.)							
Saddleback Comm. College	1	2	163	NEA	1976	7/1/76	6/30/79
o Part-time	1	2	500	Indep.			
San Diego Comm. Colleges	3	2		NEA	1977	7/1/78	6/30/80**
o Evening College	1	2		NEA	1977		
San Francisco Community College	9	2	1,620	AFT	1978	12/79	6/30/81**
San Joaquin Delta College	1	2	580	NEA	1977	12/14/77	6/30/80**
San Jose Community College District	2	2	270 ft 690 pt	NEA	1977	1/17/78	6/30/82
San Mateo Community College	3	2	1,000	NEA	1977	7/19/78	
Santa Barbara City College		2		NEA	1979	----	
Santa Monica Community College		2		Indep.	1978	----	
Shasta College		2	140 ft 91 pt	NEA	1976	1976	
Sierra College	1	2	135	NEA	1977	5/9/78	6/30/82**
Solano Community College		2	136 ft 250 pt	NEA	1977	1977	6/30/79**
Southwestern College	1	2	500	NEA	1977	2/1/79	6/30/81**
State Center Community College District	2	2	333	AFT	1977	8/29/77	6/30/78**
Taft College	1	2	30	NEA	1976	5/77	


Institutions (by State)	No. of Cam- puses	2/4 Year	Size of Bargain- ing Unit	Current Bargain- ing Agent†	Year Current Agent Elected/ Recognized	Year Initial Contract Signed††	Expiration Date of Current Contract in Center Library
<u>CALIFORNIA (cont'd.)</u>							
*University of San Francisco	1	4	235	Indep.	1975	7/1/76	6/30/81**
*University of San Francisco Law School	1	4	25	Indep.	1973		
Ventura County Community College District	3	2	385 ft 900 pt	AFT	1977	3/7/78	6/30/79**
Victor Valley College		2		NEA	1977		
West Hills College		2		NEA	1977		
Yosemite Community College District	2	2	630	NEA	1976	1/16/78	
Yuba College		2		NEA			7/1/81
<u>COLORADO</u>							
Colorado Community College System	9	2	736	NEA	1979 ³	----	
*Colorado Women's College		4	42	AAUP	1979	----	
*Loretto Heights College	1	4	100	NEA	1972	5/14/73	5/31/80
*Regis College	1	4	75	AAUP	1973	1973	8/15/81
University of Colorado	2	4		AFT	1979 ⁴	----	

³ Prospects for bargaining remain uncertain because of opposition of state legislature.

⁴ Effect of elections uncertain due to lack of state legislation and vote by Board of Regents to rescind policy encouraging collective bargaining.




Institutions (by State)	No. of Cam- puses	2/4 Year	Size of Bargain- ing Unit	Current Bargain- ing Agent†	Year Current Agent Elected/ Recognized	Year Initial Contract Signed††	Expiration Date of Current Contract in Center Library
<u>CONNECTICUT</u>							
Connecticut Community College System	12	2		Indep. (AFSCME 1976)	1978	7/1/77	6/30/82
Connecticut State College System	4	4	1,200	AAUP	1976	1976	8/31/79**
o Non-teaching professionals	4	4		AFSCME	1976		
Connecticut State Technical Colleges	5	2		AFT	1973	1977	8/31/82
*Mitchell College	1	2	21	AFT	1975	6/30/75	6/30/82
*Post College	1	4	25	AAUP	1978	9/1/79	
*Quinnipiac College	1	4	160	AFT	1975	7/1/75	7/1/81
U.S. Coast Guard Academy	1	4	51	Indep.	1975	3/1/78	6/15/79
*University of Bridgeport	1	4	280	AAUP	1974	9/74	8/31/81
University of Connecticut	5	4	1,400	AAUP	1976	7/1/77	6/30/81
o Non-teaching professionals	5	4	550	AFT	1976	1977	
o Non-teaching professionals - Health Center		4		AFT	1978	1978	
*University of New Haven	2	4	130	AFT (Indep. 1975)	1979	1976	8/31/79**
<u>DELAWARE</u>							
Delaware State College		4	135	AAUP	1977	----	
Delaware Technical and Community College System	2 (of 4)	2	230	NEA	1974	----	
University of Delaware	1	4	750	AAUP	1972	5/73	6/30/82



Institutions (by State)	No. of Cam- pus	2/4 Year	Size of Bargain- ing Unit	Current Bargain- ing Agent†	Year Current Agent Elected/ Recognized	Year Initial Contract Signed††	Expiration Date of Current Contract in Center Library
<u>DISTRICT OF COLUMBIA</u>							
*Antioch College School of Law	4			AFT	1976	1976	6/30/77**
*Catholic University of America Law School	4		22 ft	Indep.	1977	----	
*Mount Vernon College	4		25	AAUP	1977	----	
University of the District of Columbia	3	4	606	NEA	1978	----	
<u>FLORIDA</u>							
Brevard Community College	2			UFF/AFT ⁵ (AFT 1976; UCCFF 1977)	1979		
Chipola Junior College	2			NEA	1976		
Edison Community College	2			UFF/AFT (UCCFF 1977)	1979	2/16/79	6/30/80**
*Florida Memorial College	4			UFF/AFT	1979		
Florida State University System	9	4	5,400	UFF/AFT	1976	1976	6/30/81
Hillsborough Community College	4	2	198	NEA	1974	5/21/74	9/17/80
Indian River Community College	1	2	93	AAUP	1973	3/25/75	6/30/78


⁵ Members of three Florida unions representing Florida State University System (UFF), several community colleges (UCCFF), and faculty at two private colleges merged their organization into the United Faculty of Florida, Local 1847 of AFT (1979).



Institutions (by State)	No. of Cam- puses	2/4 Year	Size of Bargain- ing Unit	Current Bargain- ing Agent†	Year Current Agent Elected/ Recognized	Year Initial Contract Signed††	Expiration Date of Current Contract in Center Library
<u>FLORIDA (cont'd.)</u>							
Palm Beach Junior College ⁶		2	192 (AFT 1975; UCCFF 1977)	UFF/AFT	1979	1978	6/30/80
*Saint Leo College	1	4	43	UFF/AFT (AFT 1976)	1979	1/13/78	
University of Florida System, see Florida State University System							
<u>HAWAII</u>							
University of Hawaii	9	2/4	2,500	AAUP/NEA	1972	3/18/75	6/30/81
<u>ILLINOIS</u>							
Belleville Area College	1	2	142	AAUP	1967	1967	8/81
*Central YMCA Community College	1	2	89	AFT	1976	6/1/77	8/31/79
City Colleges of Chicago (Cook County)	9	2	1,400	AFT	1966	1967	7/15/80
College of Lake County	1	2	168	AFT (NEA 1971)	1973	5/73	8/10/80
Highland Community College	1	2	44	AFT	1968	1968	8/22/79
Illinois Board of Governors ⁷	5	4	1,750	AFT	1976	1977	8/31/79**

⁶ Rejected decertification attempt (1978).


⁷ Chicago State, Governors State, Eastern Illinois, Western Illinois, Northeastern Illinois bargain collectively as one unit.



Institutions (by State)	No. of Cam- pus	2/4 Year	Size of Bargain- ing Unit	Current Bargain- ing Agent†	Year Current Agent Elected/ Recognized	Year Initial Contract Signed††	Expiration Date of Current Contract in Center Library
<u>ILLINOIS</u> (cont'd.)							
Illinois Central College	2		193 ft 400 pt	Indep.	1977	1977	7/25/80
Illinois Valley Community College	1	2	71	AFT		1966	8/76
John A. Logan College	2		48 ft	NEA	1972		8/31/81
Joliet Junior College	1	2	134	AFT	1967	1967	8/31/80
*Kendall College	1	2	24	AFT	1976	---	
Lake Land College	1	2	100	NEA	1968	1970	3/19/79 (Renewed)
Lewis and Clark Community College	2		72 ft	NEA	1979	---	
Moraine Valley Community College	1	2	180	AFT	1972	7/1/72	6/30/80
Morton College	2		68 ft 200 pt	AFT	1967		8/15/81
Prairie State College	1	2	99	AFT	1969	1/69	6/79
Sauk Valley College	2		60 ft	NEA	1969	1/12/70	6/30/78
Thornton Community College	1	2	130	AFT	1971	1/72	8/77
Triton College	1	2	226	Indep.	1973		6/30/81
Waubensee Community College	1	2	78	AFT	1970	1970	6/8/80
William Rainey Harper College	1	2	210	AFT	1976	8/76	6/30/79



Institutions (by State)	No. of Cam- puses	2/4 Year	Size of Bargain- ing Unit	Current Bargain- ing Agent†	Year Current Agent Elected/ Recognized	Year Initial Contract Signed††	Expiration Date of Current Contract in Center Library
<u>IOWA</u>							
*College of Osteopathic Medicine - Surgery	1	4	60	AFT	1975	12/7/76	6/30/81
Des Moines Area Community College	3	2	252	NEA	1976	5/14/76	6/30/80
Eastern Iowa Community College District	3	2	135	NEA	1975	9/76	8/15/80
Iowa Central Community College	1	2	109	NEA	1975	6/76	6/30/80
Iowa Lakes Community College	2	2	87	NEA	1975	3/76	6/30/80
Iowa Western Community College	1	2	118	NEA	1975	1976	8/26/80
Kirkwood Community College	1	2	164	NEA	1975	5/28/76	8/29/80
Northeast Iowa Technical Institute	2	2	66	NEA	1975	7/1/76	6/30/80
Northwest Iowa Technical College	1	2	37	NEA	1975	1976	6/30/80
Southeastern Community College	3	2	98	NEA	1975	1976	6/30/81
Southwestern Community College	1	2	40	NEA	1975	1976	6/30/80
*University of Dubuque	2	4	46	NEA	1973	5/73	8/15/81
*University of Dubuque Seminary	1	4	10	NEA	1973	1974	8/31/80




Institutions (by State)	No. of Cam- pus	2/4 Year	Size of Bargain- ing Unit	Current Bargain- ing Agent†	Year Current Agent Elected/ Recognized	Year Initial Contract Signed††	Expiration Date of Current Contract in Center Library
<u>IOWA (cont'd.)</u>							
University of Northern Iowa ⁸	1	4	570	AAUP/NEA	1976	6/30/77	6/30/81
Western Iowa Technical Community College ^{8a}	1	2	77	NEA	1976	1/9/78	6/30/80
<u>KANSAS</u>							
Butler County Community Junior College	1	2	60	NEA	1971	8/71	7/31/76
Cloud County Community Junior College		2	40 ft	NEA	1970	1973	8/75
Colby Community College	1	2	49	Indep.	1972	5/75	6/30/80
Cowley County Community College		2		NEA	1969		
Dodge City Community Junior College	1	2	55	Indep.	1974	----	(Handbook only)
Fort Scott Community Junior College		2		NEA			
Garden City Community Junior College		2	53 ft	NEA	1971	1973	6/75
Hutchinson Community Junior College	1	2	80	NEA		1969	8/30/80
Independence Community Junior College	1	2	32	NEA	1970	10/15/70	8/75 (Extended)

⁸ AFT failed in attempt to replace union as faculty voted not to decertify AAUP/NEA (1979).

^{8a} Rejected decertification attempt (1978).


Institutions (by State)	No. of Cam- pus	2/4 Year	Size of Bargain- ing Unit	Current Bargain- ing Agent†	Year Current Agent Elected/ Recognized	Year Initial Contract Signed††	Expiration Date of Current Contract in Center Library
<u>KANSAS (cont'd.)</u>							
Kansas City Community Junior College		2	107 ft	NEA	1971	1971	6/30/78
Kansas State College at Pittsburgh, see Pittsburgh State University							
Labette Community Junior College	1	2	25	NEA	1970	1970	9/1/80
Pittsburgh State University	1	4	218	NEA	1974	5/5/78	7/31/80
Pratt Community College		2		NEA			6/30/81
<u>MAINE</u>							
Maine Vocational Technical Institute	5	2	160	NEA		1971	6/30/76 (Extended)
*Nasson College		4		AFT	1977	5/79	
University of Maine	7	4	1,000	NEA	1978	8/79	6/30/81**
<u>MARYLAND</u>							
Community College of Baltimore	2	2	200	AFT	1969	1970	6/30/80
Towson State University		4	500	AAUP	1973	----	
<u>MASSACHUSETTS</u>							
*Becker Junior College		2	22	AFT	1974	1975	
*Boston University	1	4	760	AAUP	1975	1979	
*Curry College		4		AAUP	1979	----	
*Emerson College	1	4	84	AAUP	1975	6/24/76	8/30/81



Institutions (by State)	No. of Cam- puses	2/4 Year	Size of Bargain- ing Unit	Current Bargain- ing Agent†	Year Current Agent Elected/ Recognized	Year Initial Contract Signed††	Expiration Date of Current Contract in Center Library
<u>MASSACHUSETTS (cont'd.)</u>							
*Endicott College	1	2	39	NEA	1973	10/74	9/1/80
*Laboure Junior College	1	2	32	NEA	1975	1979	
Massachusetts Community College System	15	2	1,500	NEA	1976	1976	6/30/80
Massachusetts State Colleges ⁹	10	4	1,747	NEA	1977	1979	6/28/80**
Southeastern Massachusetts University	1	4	300	AFT	1970	7/17/70	6/30/79
University of Lowell	2	4	425 ft	NEA	1970		6/30/80
University of Massachusetts	2	4	1,763	NEA	1977	11/78	6/30/80**
*Wentworth Institute of Technology		4	118	AFT	1973	2/25/76	8/31/80
<u>MICHIGAN</u>							
*Adrian College	1	4	56	NEA	1975	10/8/77	8/31/79**
Alpena Community College	1	2	54	NEA	1965	8/65	8/31/79
Bay de Noc Community College	1	2	46	NEA	1973	11/10/71	8/21/78
				(Indep. 1971)			
Central Michigan University	1	4	570	NEA	1977	1970	6/30/80
				(1969)			
*Detroit College of Business	1	4	17	NEA	1973	1971	6/30/82
				(Indep. 1971)			

⁹ Voted 12/77 to create single bargaining agent for 10 state colleges.

Institutions (by State)	No. of Cam- pus	2/4 Year	Size of Bargain- ing Unit	Current Bargain- ing Agent†	Year Current Agent Elected/ Recognized	Year Initial Contract Signed††	Expiration Date of Current Contract in Center Library
<u>MICHIGAN (cont'd.)</u>							
*Detroit Institute of Technology	1	4	34	NEA	1977	7/23/79	8/31/81**
Eastern Michigan University	1	4	700	AAUP	1974	12/74	8/31/81
Ferris State College	1	4	460	NEA	1973	1973	6/30/81
Glen Oaks Community College	1	2	28	NEA	1968	1968	8/31/81
Gogebic Community College	1	2	35	NEA	1965	1965	8/15/78
Grand Rapids Junior College	1	2	320	Indep.	1965	1965	8/24/80
Henry Ford Community College	1	2	208	AFT	1965	9/66	8/31/78
Highland Park Community College		2		AFT	1966		
Jackson Community College	1	2	103	NEA	1965	7/1/66	8/31/81
Kalamazoo Valley Community College	1	2	95	NEA	1969	9/12/69	5/31/80
Kellogg Community College		2		NEA (AFT 1967)	1968		8/15/74
Kirtland Community College	1	2	24	NEA (Indep. 1969)	1973	1971	6/30/81
Lake Superior State College	1	4	104	NEA	1978	7/78	8/31/81**
Lansing Community College	1	2	900	NEA	1968	9/15/69	9/16/81
Macomb County Community College	2	2	336	Indep.	1966	1967	8/19/81



Institutions (by State)	No. of Cam- puses	2/4 Year	Size of Bargain- ing Unit	Current Bargain- ing Agent†	Year Current Agent Elected/ Recognized	Year Initial Contract Signed††	Expiration Date of Current Contract in Center Library
<u>MICHIGAN</u> (cont'd.)							
Mid-Michigan Community College		2	36 ft	NEA	1968		8/22/80
Monroe County Community College	1	2	52	NEA	1973	1969	8/31/80
Montcalm Community College	1	2	28	NEA	1968	1968	8/15/79
Mott Community College	1	2	220	NEA	1966	1966	8/15/80
Muskegon Community College	1	2	125	NEA	1965	1967	9/2/79
Northern Michigan University	1	4	306	AAUP	1975	6/76	6/30/80
Oakland Community College	5	2		NEA	1971		8/31/81
Oakland University	1	4	330	AAUP	1970	9/71	8/14/82
Saginaw Valley State College		4	97 ft	NEA	1972	1972	6/30/81
St. Clair County Community College	1	2	120	NEA	1968	1970	8/80
Schoolcraft College	1	2	158	NEA	1968	8/24/68	8/25/80
*Shaw College at Detroit	1	4	65	NEA	1975	1/80	
Southwestern Michigan College		2		NEA	1969		6/75
*University of Detroit	1	4	204	NEA	1975	3/11/77	8/15/81
University of Michigan o Teaching Assistants		4	2,000	AFT			8/31/76 (no successor agreement)
Washtenaw Community College	1	2	154	NEA	1966	9/67	8/31/81




Institutions (by State)	No. of Cam- puses	2/4 Year	Size of Bargain- ing Unit	Current Bargain- ing Agent†	Year Current Agent Elected/ Recognized	Year Initial Contract Signed††	Expiratio Date of Current Contract in Center Library
<u>MICHIGAN (cont'd.)</u>							
Wayne County Community College	5	2	187 ft 648 pt	AFT	1970	11/1/70	8/31/81
Wayne State University	1	4	1,760	AAUP	1972	7/1/72	7/31/80
West Shore Community College	1	2	35	Indep.	1970	1970	5/31/75
Western Michigan University	1	4	872	AAUP	1975	9/20/76	9/1/81
<u>MINNESOTA</u>							
Minnesota Community College System	18	2	1,100	NEA	1972	4/17/73	6/30/81
Minnesota State University System	7	4		NEA	1975	7/1/79	6/30/81**
<u>MISSOURI</u>							
*Cottey College	1	2	32	AFT	1976	1977	8/31/81
*Park College	1	4	42	AFT	1976	12/12/77	
*Stephens College		4		AFT	1979	---	
<u>MONTANA</u>							
Dawson Community College	1	2	16	AFT	1975	1975	6/30/81
Eastern Montana College	1	4	144	AAUP (AAUP/AFT 1975)	1978	1976	6/30/79
Miles Community College	1	2	26	Indep.	1973		Informal Agreement
Northern Montana College	1	4	70	NEA	1975	1976	6/30/79




Institutions (by State)	No. of Cam- pus	2/4 Year	Size of Bargain- ing Unit	Current Bargain- ing Agent†	Year Current Agent Elected/ Recognized	Year Initial Contract Signed††	Expiration Date of Current Contract in Center Library
<u>MONTANA (cont'd.)</u>							
University of Montana	1	4	460	AFT	1978	7/1/79	6/30/81**
Western Montana College	1	4	33	NEA	1975	11/75	6/30/81
<u>NEBRASKA</u>							
Central Technical Community College Area	4	2	130	NEA	1976	1976	
Metropolitan Technical Community College	3	2	95	NEA	1974	6/74	6/30/80
Mid-Plains Technical Community College Area	2	2	85	NEA	1976	2/76	
Nebraska State Colleges	4	4		NEA	1972		6/30/75
Southeast Technical Community College	4	2	175	NEA		8/75	6/30/79
University of Nebraska (Omaha)	1	4	400	AAUP	1979	----	
University of Nebraska College of Law (Lincoln) (See also "No Agent" Listing)	1	4	25	Indep.	1976	----	
Western Technical Community College Area	2	2		NEA	1976		
<u>NEW HAMPSHIRE</u>							
*Franklin Pierce College	1	4	58	AFT	1974	9/1/74	9/1/77
Keene State College ¹⁰	1	4	125	NEA	1977	----	

¹⁰ Petition by bargaining unit for decertification election defeated Jan. 1979.



Institutions (by State)	No. of Cam-	2/4 Year	Size of Bargain- ing Unit	Current Bargain- ing Agent†	Year Current Agent Elected/ Recognized	Year Initial Contract Signed††	Expiration Date of Current Contract in Center Library
<u>NEW HAMPSHIRE (cont'd.)</u>							
*New England College							Decertified 5/5/76
<u>NEW JERSEY</u>							
Atlantic Community College	1	2	102	NEA	1968	7/1/70	6/30/80
Bergen Community College	1	2	235	NEA	1968	7/1/69	6/30/80
*Bloomfield College	1	4	45	AAUP	1973	9/75	6/30/81
Brookdale Community College	1	2	170	NEA	1971	2/8/74	6/30/80
Burlington County College		2		NEA	1970		6/30/80
Camden County College		2		AFT (NEA 1968)	1972		6/30/78
College of Medicine and Dentistry of New Jersey	2	4	505	AAUP	1972	6/8/73	6/30/79
County College of Morris	1	2	168	NEA (Indep. 1974)	1975	10/31/75	8/31/80
Cumberland County College	1	2	57	NEA	1968	1971	6/30/82
Essex County College	1	2	216	NEA	1968	8/31/70	8/30/78
*Fairleigh Dickinson University	3	2/4	502	AAUP	1974	3/13/75	8/31/79
Gloucester County College	1	2	81	AFT (NEA 1968)	1972	7/1/69	6/30/80
Mercer County Community College	2	2	127	NEA	1970	7/1/71	6/30/80
Middlesex County College	1	2	235	AFT	1968	1968	6/30/80




Institutions (by State)	No. of Cam- puses	2/4 Year	Size of Bargain- ing Unit	Current Bargain- ing Agent†	Year Current Agent Elected/ Recognized	Year Initial Contract Signed††	Expiration Date of Current Contract in Center Library
<u>NEW JERSEY (cont'd.)</u>							
*Monmouth College		4	61	AAUP (NEA 1971)	1978	1971	6/30/81
New Jersey Institute of Technology	1	4	315	Indep.	1970	11/5/71 (Memo of Understanding)	6/30/77
New Jersey State College System	8	4	3,200	AFT (NEA 1969)	1972		6/30/79
Ocean County College	1	2	90	NEA	1968	1968	8/31/79
Passaic County Community College	1	2	35	NEA	1972	1972	8/20/81
*Rider College	1	4	248 f/pt	AAUP	1973	11/6/74	8/31/82
Rutgers State University of New Jersey o Part-time	3 3	4 4	2,516 (+ 1,150 Teach. & Grad. Asst.) 350	AAUP Indep.	1970 1978	1971	6/30/79
Salem Community College	1	2	30	NEA	1975	1976	6/30/80
Somerset County College		2		AFT (NEA 1971)	1973		6/30/81
*Stevens Institute of Technology	1	4	109	AAUP	1976	6/27/77	1/15/80
*Union College	3	2	100	AAUP	1974	7/75	8/31/80
Union County Technical Institute		2	90 ft	NEA	1977	1977-78	
<u>NEW MEXICO</u>							
*University of Albuquerque		4		AFT	1979	----	



Institutions (by State)	No. of Cam- puses	2/4 Year	Size of Bargain- ing Unit	Current Bargain- ing Agent†	Year Current Agent Elected/ Recognized	Year Initial Contract Signed††	Expiratio Date of Current Contract in Center Library
<u>NEW YORK</u>							
*Adelphi University	1	4	400	AAUP	1972	9/73	8/31/81
Adirondack Community College	1	2	75	NYSUT/AFT (ACCF) ¹¹	1978	6/70	8/21/79
*Bard College	1	4	65	AAUP	1972	4/73	6/30/80
Broome Community College	1	2	179	NEA (1969)	1976	1969	8/31/80
Cayuga County Community College	1	2	84	NEA (NEA 1970; ACCF 1972)	1978	7/1/70	8/31/82
City University of New York	20	2/4	9,525 ft 4,996 pt	PSC/AFT	1969	1969	8/31/80
Clinton Community College		2	55 ft	NEA (ACCF 1972)	1978	1973	8/31/83
Columbia Greene Community College	1	2	44	NEA (NYSUT/AFT 1971)	1979	9/71	8/31/85
Community College of the Finger Lakes	1	2	76	NEA (ACCF 1974)	1978	9/1/75	8/31/79
*Cooper Union	1	4	55	AFT (NYSUT 1974)	1976	4/11/78	8/31/80**
*Daemon College		4		AAUP	1979		
*Dowling College		4	63	NYSUT/AFT (AAUP 1969)	1978	1979	8/31/79**
Dutchess Community College	1	2	175	NYSUT/AFT	1968	5/69	8/31/80


¹¹ Associated Community College Faculties no longer independent union as of 8/31/78; individual locals voted to affiliate with other unions.



Institutions (by State)	No. of Cam- puses	2/4 Year	Size of Bargain- ing Unit	Current Bargain- ing Agent†	Year Current Agent Elected/ Recognized	Year Initial Contract Signed††	Expiratio Date of Current Contract in Center Library
<u>NEW YORK</u> (cont'd.)							
*D'Youville College	1	4	73	AAUP	1976	11/23/77	9/1/79
Erie Community College	3	2		NEA (NEA 1971; ACCF 1972)	1978		8/31/80
Fashion Institute of Technology	1	2	350	AFT (NYSUT/AFT)	1976		8/31/80
*Fordham University Law School (See also "No Agent" Listing)	1	4	26	Indep.	1971	----	
Fulton-Montgomery Community College	1	2	70	NEA (NEA 1969; ACCF 1972)	1978	3/31/69	8/31/82
Genesee Community College	1	2	108	NEA (NEA 1970; ACCF 1972)	1978	6/70	8/31/80
Herkimer County Community College	1	2	65-70	Indep.	1975	8/77	8/31/80
*Hofstra University	1	4	450	AAUP	1973	1974	8/31/79
Hudson Valley Community College	1	2	225	NEA (NEA 1969; ACCF 1972)	1978	8/28/69	8/31/78
*Ithaca College		4		NYSUT/AFT	1978	----	
Jamestown Community College	2	2	120	Indep. (NEA)	1972	1970	8/31/80
Jefferson Community College	1	2	57	NEA	1969	1969	8/31/81
*Long Island University Brooklyn Center	1	4	250	AFT (AFT 1970)	1976	1972	8/31/79
o College of Pharmacy	1	4	25	AAUP	1978	1979	
*Long Island University C.W. Post Center	2	4		AFT (NYSUT 1973)	1976	1975	8/31/80
o Adjunct Faculty	2	4	550	NEA	1978	1979	10/31/83*



Institutions (by State)	No. of Cam- puses	2/4 Year	Size of Bargain- ing Unit	Current Bargain- ing Agent†	Year Current Agent Elected/ Recognized	Year Initial Contract Signed††	Expiratio Date of Current Contract in Center Library
<u>NEW YORK</u> (cont'd.)							
*Long Island University Southampton Center	1	4	65	AFT (NYSUT 1973)	1976	4/75	8/31/80
*Marymount College	1	4	60	AAUP	1976	2/77	1979
Mohawk Valley Community College	1	2	140 ft	NYSUT/AFT	1972	1972	8/31/81
Monroe Community College	1	2	360	NYSUT/AFT		1968	8/31/82
Nassau Community College	1	2	500	NYSUT/AFT (Indep.)	1976	1969	8/31/79
o Adjunct Faculty	1	2	700	NYSUT/AFT	1973	1974	8/31/79
*New York Institute of Technology	2	4	209	AAUP	1970	12/71	8/31/80
*New York University Law School (See also "No Agent" listing)		4		Indep.	1973	----	
Niagara County Community College	1	2	150	NEA (ACCF)	1978	6/69	8/31/80
*Niagara University		4		Indep.	1975	1979	8/31/80**
North Country Community College	1	2	38 (NEA 1969; ACCF 1972)	NEA	1978	1970	8/31/80
Onondaga Community College	1	2	180	NYSUT/AFT	1967		8/31/80
Orange County Community College	1	2	125 (NEA 1969; ACCF 1972)	NEA	1978	1969	8/31/79
*Polytechnic Institute of New York	3	4	214	AAUP	1971	3/22/73	5/31/76



Institutions (by State)	No. of Cam- puses	2/4 Year	Size of Bargain- ing Unit	Current Bargain- ing Agent†	Year Current Agent Elected/ Recognized	Year Initial Contract Signed††	Expiration Date of Current Contract in Center Library
<u>NEW YORK (cont'd.)</u>							
*Pratt Institute	2	4	500	AFT (AFT 1971; NYSUT)	1976	9/1/72	8/31/81
Rockland Community College		2		NYSUT/AFT	1969		8/31/78
*St. John's University		4	650	AAUP/Indep.	1970	1970	6/30/80
Schenectady County Community College		2	51 ft	NEA (NEA 1970; ACCF 1972)	1978	1971	8/31/80
State University of New York	32	2/4	16,200 (incl. non- teaching prof.)	UUP/AFT ¹² (NYSUT 1971; UUP/AFT 1976)	1978	1/28/71	6/30/82
Suffolk County Community College	3	2	430	NYSUT/AFT	1970	9/1/70	8/31/80
Sullivan County Community College	1	2	112	NEA (ACCF 1974)	1978	5/3/76	8/31/80
Syracuse University, see Utica College of Syracuse University							
*Taylor Business Institute	1	2	65	AFT	1969	1970	
*Trocaire College		2	55 ft 10 pt	Indep.	1974	Salary agreement only	
Ulster County Community College	1	2	90	NEA (NEA 1970; ACCF 1972)	1978	9/70	8/31/80
U.S. Merchant Marine Academy	1	4	75	AFT (NYSUT/AFT)	1976	1968	(None in effect now)

¹² UUP - United University Professions won right to continue representing faculty and non-teaching professionals in December, 1978 election against NYEA.



Institutions (by State)	No. of Cam- pus	2/4 Year	Size of Bargain- ing Unit	Current Bargain- ing Agent†	Year Current Agent Elected/ Recognized	Year Initial Contract Signed††	Expiration Date of Current Contract in Center Library
<u>NEW YORK (cont'd.)</u>							
*Utica College of Syracuse University	1	4	92	AAUP	1976	3/11/77	8/31/81
*Wagner College	1	4	105 ft	AFT (AAUP 1973)	1979	9/1/74	8/31/80
Westchester Community College	1	2	210	NYSUT/AFT	1969	9/69	8/31/79
*Yeshiva University		4	200	Indep.	1976	----	
<u>NORTH DAKOTA</u>							
*Jamestown College, Decertified 1977							
<u>OHIO</u>							
*Ashland College	1	4	82	AAUP	1972	6/72	8/14/77 (Ext&Suppl)
Cuyahoga Community College	3	2	432	AAUP	1977	6/12/79	9/1/80**
*Dyke College	1	4	20	AFT	1975	11/5/76	8/31/82
Kent State University	7	2/4	790	AAUP ¹³ (AAUP/NEA 1975)	1979	9/16/78	9/16/80**
Lakeland Community College		2	110 ft	NEA	1978	7/1/78	8/31/81**
*Ohio Northern University		4		NEA	1979	----	
Shawnee State Community College		2	55 ft	NEA	1975	1976	


¹³ Faculty at Kent State University voted to sever ties with NEA, while retaining affiliation with AAUP (1979).



Institutions (by State)	No. of Cam- puses	2/4 Year	Size of Bargain- ing Unit	Current Bargain- ing Agent†	Year Current Agent Elected/ Recognized	Year Initial Contract Signed††	Expiration Date of Current Contract in Center Library
<u>OHIO (cont'd.)</u>							
University of Cincinnati	4	2/4	1,575	AAUP	1975	4/23/76	8/31/81
Youngstown State University	1	2/4	395	NEA	1972	6/4/73	6/14/81
<u>OREGON</u>							
Central Oregon Community College		2	68 ft 5 pt	Ind./NEA (Indep.1975)	1979	6/30/77	
Chemeketa Community College	1	2	183f/pt	NEA	1974	7/1/74	6/30/81
Clackamas Community College	1	2	132	NEA	1975	7/1/73	6/30/79
Clatsop Community College	1	2	47	NEA	1975	1975	6/30/81
Lane Community College	1	2	278	NEA	1974	11/74	6/30/81
Mount Hood Community College	1	2	161	Indep.	1975	1976	8/31/82
Oregon College of Education	1	4	215	AFT	1977	1979	6/30/81**
Portland Community College	7	2	337	AFT	1974	7/1/75	6/30/80
Portland State University o Part-time		4 4	660 250	AAUP AFT	1978 1978	10/79 11/79	6/30/81** 6/30/81**
Rogue Community College	1	2	60	NEA	1975	7/75	
Southern Oregon State College	1	4	203	Indep.	1973	1975	6/30/81
Southwestern Oregon Community College	1	2	65	AFT	1974	12/74	6/30/80
University of Oregon (See also "No Agent" listing) o Graduate Teaching Fellows	1	4	280	AFT	1977	11/10/78	6/30/81




Institutions (by State)	No. of Cam- puses	2/4 Year	Size of Bargain- ing Unit	Current Bargain- ing Agent†	Year Current Agent Elected/ Recognized	Year Initial Contract Signed††	Expiratio Date of Current Contract in Center Library
<u>OREGON (cont'd.)</u>							
*Western States Chiropractic College	2		20 ft 6 pt	Indep.	1978	1979	6/30/79**
<u>PENNSYLVANIA</u>							
Bucks County Community College	1	2	192	AFT	1971	9/19/72	8/15/80
Community College of Allegheny County	4	2	370	AFT	1971	9/72	8/15/80
Community College of Beaver County	1	2	60	NEA (AFT 1970)	1973	9/72	8/31/81
Community College of Philadelphia	1	2	324	AFT	1970	2/70	8/31/80
Delaware County Community College	1	2	100	NEA	1974	8/75	8/24/79
Lehigh County Community College	1	2	81	NEA	1970	1972	8/80
Lincoln University		4	88	AAUP	1972	1973	6/30/81
Luzerne County Community College	1	2	71	NEA	1971	8/30/71	8/25/74
Montgomery County Community College		2	150	AAUP	1979	----	
*Moore College of Art	1	4	40 ft 40 pt	AFT	1971	8/71	8/31/82
Northampton County Area Community College	1	2	102	AFT	1976	1977	6/30/80




Institutions (by State)	No. of Cam- puses	2/4 Year	Size of Bargain- ing Unit	Current Bargain- ing Agent†	Year Current Agent Elected/ Recognized	Year Initial Contract Signed††	Expiratio Date of Current Contract in Center Library
<u>PENNSYLVANIA (cont'd.)</u>							
Pennsylvania State College and University System	14	4	4,595	APSCUF/AAUP/AFT (NEA 1971;Indep.1977)	1979	11/2/71	6/81
Reading Area Community College	1	2	35	AFT	1974/75	1975	6/30/80
*Robert Morris College	1	4	77	AFT	1974	5/7/75	4/12/80
*Spring Garden College		4	50 ft	AFT	1979	----	
Temple University	4	4	1,325	AAUP	1972	7/73	6/30/80
Temple University Law School		4	42 ft	Indep.	1973		
University of Pittsburgh Medical School (See also "No Agent" listing)		4	587 ft 62 pt	Indep.	1976	----	
*University of Scranton		4	153 ft 20 pt	Indep.	1974	1974	8/31/81
Westmoreland County Community College	3	2	65	NEA	1972	10/18/72	8/31/82
Williamsport Area Community College	4	2	168	NEA	1971	1/25/72	12/81
<u>RHODE ISLAND</u>							
*Bryant College of Business Administration	1	4	90	AFT	1967	1967	7/31/83
Rhode Island College	1	4	360	AFT	1972	1972	6/30/81
Rhode Island Junior College	2	2	300	NEA	1972	1972	6/30/81




Institutions (by State)	No. of Cam- puses	2/4 Year	Size of Bargain- ing Unit	Current Bargain- ing Agent†	Year Current Agent Elected/ Recognized	Year Initial Contract Signed††	Expiration Date of Current Contract in Center Library
<u>RHODE ISLAND (cont'd.)</u>							
*Rhode Island School of Design	1	4	90	NEA	1978	8/79	6/30/81**
*Roger Williams College		4	81 ft (+ pt)	NEA	1972	1973	6/30/80
University of Rhode Island	1	4	699	AAUP	1971	7/1/72	6/30/79
<u>SOUTH DAKOTA</u>							
*National College of Business		4	30 ft	NEA	1976	2/1/77	8/31/81
South Dakota Board of Regents System	9	4	1,231	NEA	1977	1979	
<u>VERMONT</u>							
*Goddard College	1	4	54	AFT	1975	1976	9/1/80
o Graduate Faculty	1	4		AFT	1978	1/5/79	9/1/80**
Vermont State Colleges	4	2/4	250	AFT	1973	1/75	9/1/80
<u>VIRGINIA</u>							
*Marymount College of Virginia	1	4	51	NEA	1975	12/75	8/31/81
<u>WASHINGTON</u>							
Bellevue Community College	1	2	250	NEA	1972		9/26/80
Big Bend Community College	1	2	50 (Indep./NEA 1965)	AFT	1974/75	1972	6/78
Centralia College	3	2	107	NEA	1968	7/74	6/30/79 (amendment)




Institutions (by State)	No. of Cam- puses	2/4 Year	Size of Bargain- ing Unit	Current Bargain- ing Agent†	Year Current Agent Elected/ Recognized	Year Initial Contract Signed††	Expiration Date of Current Contract in Center Library
<u>WASHINGTON</u> (cont'd.)							
Clark College	1	2	100	NEA (Indep.)	1974/75	1964	
Columbia Basin Community College	1	2	95	NEA	1972	1973	6/30/74
Fort Steilacoom Community College	1	2	96 ft 300 pt	NEA	1969	1969	9/1/80
Grays Harbor College		2	50	NEA	1968	----	
Green River Community College	1	2	110 ft (+ pt)	AFT	1972	5/73	8/15/79
Highline Community College	1	2	140 ft 300 pt	NEA	1965	Salary program only	1981
Lower Columbia College	1	2	72	NEA	1967	9/30/72	6/30/80
Olympia Vocational Technical College		2		NEA	1971		5/8/77
Olympic College	1	2	375	NEA	1964		6/30/79
Peninsula College		2	42	NEA	1967	No contract Informal arrangements	
Seattle Community College District VI	3	2	380	AFT	1968	1968/69	8/18/80
Shoreline Community College	1	2	302	AFT (NEA 1970)	1974	2/75	6/15/81
Skagit Valley College	1	2	80	NEA	1965	1969	8/31/80
Spokane Community College District XVII	2	2	322	NEA	1970	3/1/77	



Institutions (by State)	No. of Cam- puses	2/4 Year	Size of Bargain- ing Unit	Current Bargain- ing Agent†	Year Current Agent Elected/ Recognized	Year Initial Contract Signed††	Expiratio Date of Current Contract in Center Library
<u>WASHINGTON</u> (cont'd.)							
Tacoma Community College	1	2	90 ft 150 pt	AFT	1972	1973	6/20/80
University of Washington o Nursing Faculty				Indep.			9/8/80
Walla Walla Community College	1	2	90	NEA	1968	1970	
Washington State Community College District V (Everett-Edmonds)	2	2	510	AFT (Indep. 1969)	1975	4/21/76	6/30/82
Wenatchee Valley College	1	2	65	NEA	1965	12/75	8/31/80
Whatcom Community College		2	125	AFT	1975	2/26/76	8/31/79**
Yakima Valley College	1	2	375 f/pt	AFT (NEA 1971; AFT 1973)	1978	1973	6/78
<u>WEST VIRGINIA</u>							
*Salem College	2	4	64	NEA	1979	----	
<u>WISCONSIN</u>							
Area Vocational Technical & Adult Education District I	3	2		AFT	1967		12/31/79
Blackhawk Vocational Technical Institute	3	2	80	AFT	1972	1973/74	7/75
Fox Valley Technical Institute	2	2	180	NEA	1968	1969	6/30/80
Gateway Technical Institute	3	2	180	NEA	1972	9/73	6/30/78
Lakeshore Technical Institute	1	2	85	NEA	1968	1968	6/30/80



Institutions (by State)	No. of Cam- puses	2/4 Year	Size of Bargain- ing Unit	Current Bargain- ing Agent†	Year Current Agent Elected/ Recognized	Year Initial Contract Signed††	Expiration Date of Current Contract in Center Library
<u>WISCONSIN (cont'd.)</u>							
Mid-State Technical Institute	3	2	67	NEA	1970	9/70	8/15/80
Milwaukee Area Technical College	4	2	600	AFT	1963	1967	6/30/80
Moraine Park Technical Institute	3	2	113 ft	NEA	1969	1969	6/30/81
North Central Technical Institute	2	2	106	NEA	1969	1969	6/30/80
Northeast Wisconsin Technical Institute	3	2	178	AFT	1967	1967	8/23/77
*Northland College	1	4	48	Indep.	1975	9/1/79	6/1/82**
Southwest Wisconsin Technical Institute	1	2	83	Indep.	1972	7/1/79	6/30/81**
University of Wisconsin-Madison o Teaching Assistants	1	4	1,600	AFT	1969	5/10/70	6/29/78
Waukesha County Technical Institute	1	2	117	NEA	1967	1/72	7/31/80
Western Wisconsin Technical Institute	2		190	AFT (Indep. 1966)			6/30/79
Wisconsin Indianhead VTAE District	5	2		AFT	1972		6/30/75
<u>GUAM</u>							
University of Guam		4		AFT		Have contract	



NO AGENT VOTES

2/4 Year

CALIFORNIA

- 4 *California Insititute of the Arts (AFT)
- 2 Coachella Valley Community College (NEA 1978)
- 2 North Orange County Community College (NEA 1978)**
- 2 Pasadena City College (NEA 1977)**
- 2 Treasure Valley Community College (NEA 1977)

COLORADO

- 4 University of Colorado (AAUP, AFT)**

CONNECTICUT

- 4 *Wesleyan University (AAUP 1979)

FLORIDA

- 2 Central Florida Community College (NEA 1977)
- 2 Florida Junior College (AFT)
- 4 *Jacksonville University (AAUP)
- 2 Miami Dade Junior College (AFT)
- 2 Okaloosa-Walton Junior College (NEA)
- 2 Pensacola Junior College (Full & Part-time) (UFF/AFT 1979)
- 2 Polk Community College (AFT)
- 2 St. Petersburg Junior College (NEA 1977)
- 4 University of Florida (Institute of Food and Agriculture Science)
(Indep.)
- 4 *University of Miami, Coral Gables (AAUP)

ILLINOIS

- 4 *College of St. Francis (AFT)
- 2 William Rainey Harper College (AFT)**

INDIANA

- 4 *Butler University (NEA 1977)
- 4 *University of Evansville (NEA 1979)

MAINE


- 4 *Ricker College (AFT)

MASSACHUSETTS

- 4 *Curry College (AFT) (Indep .)**
- 2 *Dean Junior College (AFT)
- 2 *Lasell Junior College (AFT)
- 4 Massachusetts Maritime Academy (AFT, NEA)
- 4 *Merrimack College (NEA)
- 4 *New England Conservatory of Music (AAUP)
- 4 *Northeastern University (AAUP, NEA)

*Private institution.

**Subsequently voted for bargaining agent. See main listing.



NO AGENT VOTES (cont'd)

2/4 Year

MICHIGAN

- 4 *Albion College (AAUP, NEA)
- 4 Grand Valley State Colleges (NEA 1974, 1977)
- 4 *Lawrence Institute of Technology (AAUP)
- 4 Michigan State University (AAUP, NEA 1972, 1978)
- 4 Northern Michigan University (NEA)**
- 4 *University of Detroit (AAUP, NEA two elections)**

MINNESOTA

- 4 *Hamline University (AAUP)
- 4 University of Minnesota - Teaching assistants (AFT)
Faculty - (AAUP 1978)

MISSOURI

- 4 *Stephens College (AFT, AAUP 1978)**

MONTANA

- 4 Montana State University (AAUP 1978)
- 4 University of Montana (AAUP, AFT)**

NEBRASKA

- 4 University of Nebraska, Lincoln (AAUP 1977)
- 4 University of Nebraska College of Dentistry (Indep.)

NEW HAMPSHIRE

- 4 *Nathaniel Hawthorne College (AFT)
- 4 University System of New Hampshire
 - Durham Campus (AAUP, NEA 1977)
 - Plymouth Campus (AAUP, NEA 1977)
 - (Keene Campus, See main listing.)

NEW JERSEY


- 4 *Centenary College for Women (AAUP 1977)

NEW YORK

- 2 Corning Community College (AFT)
- 4 *Fordham University (AAUP) 2 elections
- 4 *Ithaca College (AAUP, AFT)**
- 4 *Manhattan College (AAUP)
- 4 *New York University (AAUP, AFT), Second Vote (AFT)
- 4 *Pace University (AAUP 1978)
- 4 *Rensselaer Polytechnic Institute (AAUP)
- 4 *Rosary Hill College (NEA)
- 4 *Saint Joseph's College (AFT)
- 4 *Syracuse University (AAUP)
- 2 *Villa Maria College (AFT)

NORTH CAROLINA

- 4 *Barber-Scotia College (NEA 1979)



NO AGENT VOTES (cont'd)

2/4 Year

OHIO

- 4 *Antioch College (AAUP, AFT)
- 4 *Baldwin-Wallace College (AAUP)
- 4 Bowling Green State University (1979)
- 4 *Oberlin College (Indep.)
- 4 Ohio University (AAUP, NEA 1976)
- 4 University of Toledo (AAUP, AFT)

OREGON

- 4 Eastern Oregon State College
- 4 Oregon Institute of Technology (Indep.)
- 4 Oregon State University (AAUP, AFT 1977)
- 2 Treasure Valley Community College (NEA 1977)
- 2 Umpqua Community College (NEA)
- 2 University of Oregon (AAUP, AFT 1977)

PENNSYLVANIA

- 2 Butler County Community College (NEA, Indep.)
- 4 *King's College (AFT, NEA)
- 4 Pennsylvania State University (NEA, AAUP 1977)
- 4 *Philadelphia College of Art (AFT)
- 4 *Point Park College (AAUP)
- 4 *Seton Hill College (NEA)
- 4 University of Pittsburgh (AFT)
- 4 University of Pittsburgh Health Professional Schools (AAUP, NEA)
- 4 University of Pittsburgh Law School (Indep.)
- 4 University of Pittsburgh Provost Unit (AAUP, AFT, NEA)
- 4 *Villanova University (AAUP, AFT)
- 4 *Waynesburg College (NEA)
- 4 *Wilson College (1977)

RHODE ISLAND

- 4 *Rhode Island School of Design (AFT)**

TENNESSEE

- 4 *Tusculum College (AFT)

VERMONT

- 4 University of Vermont (AFT, AAUP, NEA) NLRB-conducted election

VIRGINIA


- 4 *Randolph-Macon College (AAUP)

WASHINGTON

- 4 *Seattle University (AAUP)

WISCONSIN

- 4 *Northland College (AFT)**



NO AGENT VOTES (cont'd)


DECERTIFICATION

*New England College, NH (AFT) 1976

*Jamestown College, ND (NEA) 1977



SUMMARY OF ELECTIONS, U. S. - 1979



SUMMARY OF ELECTIONS - 1979

<u>California</u>		
Barstow Community College	2	NEA
Coast Community College	2	AFT
Coast Community College - Part time		NEA
College of the Desert	2	Indep.
Glendale Community College	2	AFT
North Orange County Community College	2	NEA
Pasadena City College	2	NEA
Rio Hondo Community College	2	NEA
Santa Barbara City College	2	NEA
<u>Colorado</u>		
Colorado Community College System	2	NEA
*Colorado Women's College	4	AAUP
University of Colorado	4	AFT
<u>Connecticut</u>		
*University of New Haven	4	AFT**(Indep. 1975)
<u>Florida</u>		
Brevard Community College	2	UFF/AFT** (AFT 1976; UCCEFF 1977)
Edison Community College	2	UFF/AFT** (UCCEFF 1977)
*Florida Memorial College	4	UFF/AFT**
Palm Beach Junior College	2	UFF/AFT** (AFT 1975; UCCEFF 1977)
*St. Leo College	4	UFF/AFT** (AFT 1976)
<u>Illinois</u>		
Lewis and Clark Community College	2	NEA
<u>Massachusetts</u>		
*Curry College	4	AAUP
<u>Missouri</u>		
*Stephens College	4	AFT
<u>Nebraska</u>		
University of Nebraska (Omaha)	4	AAUP
<u>New Mexico</u>		
*University of Albuquerque	4	AFT

*Private institution

**Not a first-time election



Summary of Elections - 1979 (cont'd.)

<u>New York</u>		
Columbia Greene Community College	2	NEA** (NYSUT/AFT 1971)
*Daemon College	4	AAUP
*Wagner College	4	AFT** (AAUP 1973)
<u>Ohio</u>		
Kent State University	2/4	AAUP** (AAUP/NEA 1975)
*Ohio Northern University	4	NEA
<u>Oregon</u>		
Central Oregon Community College	2	Indep./NEA** (Indep. 1975)
<u>Pennsylvania</u>		
Montgomery County Community College	2	AAUP
Pennsylvania State College and University System	4	APSCUF/AAUP/AFT** (NEA 1971; Indep.1977)
*Spring Garden College	4	AFT
<u>West Virginia</u>		
*Salem College	4	NEA

No Agent Votes 1979

<u>Connecticut</u>		
*Wesleyan University	4	AAUP
<u>Florida</u>		
Pensacola Junior College	2	UFF/AFT
<u>Indiana</u>		
*University of Evansville	4	NEA
<u>North Carolina</u>		
*Barber Scotia College	4	NEA
<u>Ohio</u>		
Bowling Green State University	4	---

Rejected Decertification

Keene State College, NH	(NEA)
Kern Community College, CA	(NEA)
University of Northern Iowa	(AAUP/NEA)




FIRST CONTRACTS SIGNED IN 1979

<u>California</u>		
Chabot College	2	NEA
San Francisco Community College	2	AFT
Southwestern College	2	NEA
<u>Connecticut</u>		
*Post College	4	AAUP
<u>Florida</u>		
Edison Community College	2	UFF/AFT
<u>Maine</u>		
*Nasson College	4	AFT
University of Maine	4	NEA
<u>Massachusetts</u>		
*Boston University	4	AAUP
*Laboure Junior College	2	NEA
Massachusetts State Colleges	4	NEA
<u>Michigan</u>		
*Detroit Institute of Technology	4	NEA
<u>Minnesota</u>		
Minnesota State University System	4	NEA
<u>Montana</u>		
University of Montana	4	AFT
<u>New York</u>		
*Dowling College	4	NYSUT/AFT
*Long Island University		
Brooklyn Center - College of Pharmacy	4	AAUP
*Long Island University		
C.W. Post Center - Adjunct Faculty	4	NEA
*Niagara University	4	Indep.
<u>Ohio</u>		
Cuyahoga Community College	2	AAUP
<u>Oregon</u>		
Oregon College of Education	4	AFT
Portland State University	4	AAUP
Part-time Faculty	4	AFT
*Western State Chiropractic College	2	Indep.

First Contracts Signed in 1979 - (cont'd.)

<u>Rhode Island</u>		
*Rhode Island School of Design	4	NEA
<u>South Dakota</u>		
South Dakota Board of Regents System	4	NEA
<u>Vermont</u>		
*Goddard College - Graduate Faculty	4	AFT
<u>Wisconsin</u>		
*Northland College	4	Indep.
Southwest Wisconsin Technical Institute	2	Indep.



STATISTICS*

*In these tables, the figures refer to total number of recognized bargaining agents and number of contracts with bargaining agents in the United States, according to available information. Multi-campus units have been counted as a single institution with a single bargaining agent unless the individual campuses have separate contracts and bargaining agents in which case they are treated as separate institutions. If there is more than one bargaining unit and more than one recognized bargaining agent in any particular institution (e.g., adjunct faculty, non-teaching professionals), the total number of bargaining agents elected in that institution is the figure used. Footnote figures refer to number of institutions.




TABLE I
PUBLIC AND PRIVATE INSTITUTIONS
RECOGNIZED BARGAINING AGENTS

AFFILIATION	4-YEAR AND PROFESSIONAL SCHOOLS	2-YEAR	2/4 YEAR	TOTAL
AAUP	41	5	3	49
AAUP/AFT	1	-	-	1
AAUP/NEA	1	-	1	2
AAUP/Independent	1	-	-	1
AFSCME	1	-	-	1
AFT	42	74	3	119
NEA	31	160	1	192
Independent	19	21	-	40
Independent/NEA	-	1	-	1
TOTAL	137*	261**	8	406***

*129 institutions, 6 of which have 2 bargaining units, 1 has 3 bargaining units.

**256 institutions, 3 of which have 2 bargaining units, 1 has 3 bargaining units.

***393 institutions, 9 of which have 2 bargaining units, 2 have 3 bargaining units.




TABLE II
PUBLIC AND PRIVATE INSTITUTIONS
CONTRACTS WITH BARGAINING AGENTS

AFFILIATION	4-YEAR AND PROFESSIONAL SCHOOLS	2-YEAR	2/4 YEAR	TOTAL
AAUP	34	4	3	41
AAUP/AFT	1	-	-	1
AAUP/NEA	1	-	1	2
AAUP/Independent	1	-	-	1
AFSCME	-	-	-	-
AFT	36	66	3	105
NEA	27	134	1	162
Independent	10	14	-	24
Independent/NEA	-	1	-	1
TOTAL	110	219	8	337




TABLE III

PRIVATE INSTITUTIONS

RECOGNIZED BARGAINING AGENTS

AFFILIATION	4-YEAR AND PROFESSIONAL SCHOOLS	2-YEAR	2/4 YEAR	TOTAL
AAUP	23	1	1	25
AAUP/AFT	-	-	-	-
AAUP/NEA	-	-	-	-
AAUP/Independent	1	-	-	1
AFSCME	-	-	-	-
AFT	26	6	-	32
NEA	15	2	-	17
Independent	11	2	-	13
Independent/NEA	-	-	-	-
TOTAL	76*	11	1	88**

*73 institutions, 3 of which have 2 bargaining units.

**85 institutions, 3 of which have 2 bargaining units.




TABLE IV
PRIVATE INSTITUTIONS
CONTRACTS WITH BARGAINING AGENTS

AFFILIATION	4-YEAR AND PROFESSIONAL SCHOOLS	2-YEAR	2/4 YEAR	TOTAL
AAUP	19	1	1	21
AAUP/AFT	-	-	-	-
AAUP/NEA	-	-	-	-
AAUP/Independent	1	-	-	1
AFSCME	-	-	-	-
AFT	21	5	-	26
NEA	13	2	-	15
Independent	6	1	-	7
Independent/NEA	-	-	-	-
TOTAL	60	9	1	70




TABLE V
PUBLIC INSTITUTIONS
RECOGNIZED BARGAINING AGENTS

AFFILIATION	4-YEAR AND PROFESSIONAL SCHOOLS	2-YEAR	2/4 YEAR	TOTAL
AAUP	18	4	2	24
AAUP/AFT	1	-	-	1
AAUP/NEA	1	-	1	2
AAUP/Independent	-	-	-	-
AFSCME	1	-	-	1
AFT	16	68	3	87
NEA	16	158	1	175
Independent	8	19	-	27
Independent/NEA	-	1	-	1
TOTAL	61*	250**	7	318***

*56 institutions, 3 of which have 2 bargaining units, 1 has 3 bargaining units.

**245 institutions, 3 of which have 2 bargaining units, 1 has 3 bargaining units.

***308 institutions, 6 of which have 2 bargaining units, 2 have 3 bargaining units.





TABLE VI


PUBLIC INSTITUTIONS

CONTRACTS WITH BARGAINING AGENTS

<u>AFFILIATION</u>	<u>4-YEAR AND PROFESSIONAL SCHOOLS</u>	<u>2-YEAR</u>	<u>2/4 YEAR</u>	<u>TOTAL</u>
AAUP	15	3	2	20
AAUP/AFT	1	-	-	1
AAUP/NEA	1	-	1	2
AAUP/Independent	-	-	-	-
AFSCME	-	-	-	-
AFT	15	61	3	79
NEA	14	132	1	147
Independent	4	13	-	17
Independent/NEA	-	1	-	1
TOTAL	50	210	7	267



STATUS OF STATE COLLECTIVE BARGAINING LEGISLATION




STATUS OF STATE COLLECTIVE BARGAINING LEGISLATION¹

STATE	Date of Legislation or Amendment
Alaska	1972
Arizona	Governing Boards ²
California	1975 (2 yr.); 1978 (4 yr.)
Connecticut	1975
Delaware	1970
District of Columbia	Governing Boards
Florida	1974
Hawaii	1970 (amend. 1975)
Illinois	Governing Boards
Iowa	1974
Kansas	1970 (2 yr.) (amend. 1974)
Maine	1974 (2 yr. voc. tech.) (amend. 1975) 1975 (all other)
Maryland	Governing Boards
Massachusetts	1974
Michigan	1973 (amend. 1976)
Minnesota	1971 (amend. 1976)
Montana	1973 (amend. 1975)
Nebraska	1972
Nevada	Governing Boards
New Hampshire	1975
New Jersey	1974 (amend.)
New York	1967 (amend. 1975)
Ohio	Governing Boards
Oregon	1963 (2 yr.) (amend. 1975)
Pennsylvania	1970
Rhode Island	1958 (amend. 1973)
South Dakota	1969 (amend. 1974)
Vermont	1972 (amend. 1975)
Washington	1973 (2 yr.)
Wisconsin	1966 (2 yr.) (amend. 1974)

¹ Public institutions only. Authority to engage in collective bargaining has existed since 1970 in private institutions under the National Labor Relations Act. See Introduction for discussion of pending legislation.

² No legislation. Governing Boards enacted policy enabling collective bargaining at institution. Not general for state institutions of higher education as a whole.



FACULTY COLLECTIVE BARGAINING
AT CANADIAN UNIVERSITIES



FACULTY COLLECTIVE BARGAINING
AT CANADIAN UNIVERSITIES*

CHART I**

University (by Province)	Size of Bargain. Unit '79-80	Affiliation	Year Certified/Voluntarily Recognized	Year Initial Contract Signed	Expiration Date of Current Contract
<u>MANITOBA</u>					
Brandon University	168	CAUT ¹	1978	4/1/78	3/31/80
Saint Boniface	28	Indep.	1977	4/1/77	3/31/80
University of Manitoba	1,105	CAUT	1974	4/1/75	3/31/80
<u>NEW BRUNSWICK</u>					
St. Thomas University	64	CAUT	1976	6/30/77	6/30/80
Université de Moncton	266	ACPU ¹	1976	7/1/77	6/30/80
University of New Brunswick	570	CAUT	1979	----	
<u>NOVA SCOTIA</u>					
Acadia University	181	CAUT	1976	6/1/77	6/30/80
Dalhousie University	688	CAUT	1978	7/1/78	6/30/80
Nova Scotia Technical College	71	CAUT	1980	----	
Saint Mary's University	150	CAUT	1974	9/1/74	8/31/79
University College of Cape Breton	62	CAUT	1975	5/1/76	6/80
<u>ONTARIO</u>					
Algoma University College	25	CAUT	1976	----	

*Information provided by Canadian Association of University Teachers, Ottawa.

**Collective bargaining under provisions of provincial labor legislation.

¹ Canadian Association of University Teachers/Association canadienne des professeurs d'université.



University (by Province)	Size of Bargain. Unit '79-80	Affiliation	Year Certified/Voluntarily Recognized	Year Initial Contract Signed	Expiration Date of Current Contract
<u>ONTARIO</u> (cont'd)					
Carleton University	640	CAUT	1975	6/1/75	4/30/82
Lakehead University	256	CAUT	1979	----	
Laurentian University	214	CAUT	1979	----	
Ontario Institute for Studies in Education	158	CAUT	1977	7/1/77	6/30/80
Ryerson Polytechnical Institute	650	Indep.	1964		
Trent University	163	CAUT	1979	----	
University of Ottawa	871	CAUT	1975	3/1/76	4/30/81
University of Windsor	552	CAUT	1976	7/1/76	6/30/81
York University	845	CAUT	1976	6/1/76	4/1/81
<u>QUEBEC</u>					
Bishop's University	73	FAPUQ ² /CAUT	1976	7/1/76	6/30/79
Ecole Polytechnique	182	FAPUQ/ACPU	1971		5/31/80
Institut Armand Frappier	26	FAPUQ/ACPU	1979	----	
Institut National de la Recherche Scientifique	68	CEQ ³	1973		
Université Laval	1,150	FAPUQ/ACPU	1975	1/11/77	5/31/81
Université de Montréal	1,106	FAPUQ/ACPU	1975	6/1/75	5/31/80


² Fédération des associations de professeurs des universités du Québec.

³ Centrale de l'enseignement du Québec.



University (by Province)	Size of Bargain. Unit '79-80	Affiliation	Year Certified/Voluntarily Recognized	Year Initial Contract Signed	Expiration Date of Current Contract
<u>QUEBEC (cont'd)</u>					
Université du Québec à Chicoutimi	145	CEQ	1971	9/23/74	5/31/79
Université du Québec à Montréal	550	CSN ⁴	1971	11/15/73	5/31/79
Université du Québec à Rimouski	125	CSN	1973		5/31/79
Université du Québec à Trois-Rivières	274	CSN	1971	6/1/71	5/31/79
Université du Québec dans l'Ouest	88	CEQ	1972		5/31/79
University de Sherbrooke	480	FAPUQ/ACPU	1974	3/23/76	5/31/81
<u>SASKATCHEWAN</u>					
St. Thomas More College	29	CAUT	1978		6/30/80
University of Regina	465	CAUT	1977	7/1/77	6/30/80
University of Saskatchewan	930	CAUT	1977	7/1/77	6/30/80

⁴ Confédération des syndicats nationaux.




SPECIAL PLAN BARGAINING:
CANADIAN UNIVERSITIES


CHART II***

University (by Province)	Size of Bargain. Unit '79-80	Affilia- tion	
<u>ALBERTA</u>			
Athabasca University	35	CAUT	Comprehensive agreement on terms and conditions of employment; annual monetary negotiations culminating in interest arbitration (Final Offer Selection).
University of Alberta	1,860	CAUT	Comprehensive agreement on terms and conditions of employment; annual monetary negotiations culminating in interest arbitration (Final Offer Selection).
University of Calgary	991	CAUT	Annual monetary negotiations culminating in interest arbitration (conventional) pursuant to an "Agreement to Bargain Collectively"; the Faculty Handbook governing terms and conditions is not part of the Special Plan Bargaining arrangement.
University of Lethbridge	174	CAUT	Negotiations on terms and conditions, with provision for interest arbitration and annual monetary negotiations.
<u>BRITISH COLUMBIA</u>			
Simon Fraser University	487	CAUT	Some terms and conditions negotiable, others may not be unilaterally altered. Annual monetary negotiations culminating in interest arbitration (conventional).

*** Faculty association and Board of Governors engage in bargaining outside the scope of labor legislation.



University (by Province)	Size of Bargain. Unit '79-80	Affiliation	
<u>BRITISH COLUMBIA (cont'd)</u>			
University of British Columbia	1,761	CAUT	Annual monetary negotiations culminating in interest arbitration (conventional) pursuant to a "Framework Agreement" for bargaining; provides as well for the negotiation of subsidiary agreements on "Conditions of Appointment".
<u>ONTARIO</u>			
University of Toronto	2,130	CAUT	Memorandum of Agreement expires 1980; addresses many terms and conditions, either expressly or by reference to prevailing practice; annual monetary negotiations culminating in mediation.
<u>PRINCE EDWARD ISLAND</u>			
University of Prince Edward Island	121	CAUT	Annual monetary negotiations culminating in interest arbitration (Final Offer Selection) pursuant to a framework document; other terms and conditions not part of Special Plan Bargaining arrangement.




ALPHABETICAL LIST OF INSTITUTIONS*

Adelphi University, NY
Adirondack Community College, NY
Adrian College, MI
Albion College, MI - no agent
Alpena Community College, MI
Antioch College, OH - no agent
Antioch College School of Law, DC
Area Vocational Technical & Adult Education District I, WI
Ashland College, OH
Atlantic Community College, NJ

Baldwin-Wallace College, OH - no agent
Barber-Scotia College, NC - no agent
Bard College, NY
Barstow Community College, CA
Bay de Noc Community College, MI
Becker Junior College, MA
Belleville Area College, IL
Bellevue Community College, WA
Bergen Community College, NJ
Big Bend Community College, WA
Blackhawk Vocational Technical Institute, WI
Bloomfield College, NJ
Boston University, MA
Bowling Green State University, OH - no agent
Brevard Community College, FL
Brookdale Community College, NJ
Broome Community College, NY
Bryant College of Business Administration, RI
Bucks County Community College, PA
Burlington County College, NJ
Butler County Community College, PA - no agent
Butler County Community Jr. College, KS
Butler University, IN - no agent
Butte College, CA

California Institute of the Arts, CA - no agent
Camden County College, NJ
Catholic University of America Law School, DC
Cayuga County Community College, NY
Centenary College for Women, NJ - no agent
Central Florida Community College - no agent
Central Michigan University
Central Oregon Community College


* Refer to state for information



Alphabetical List of Institutions (cont'd.)

Central Technical Community College Area, NE
Central YMCA Community College, IL
Centralia College, WA
Chabot College, CA
Chemeketa Community College, OR
Chipola Junior College, FL
Citrus College, CA
City Colleges of Chicago, IL
City University of New York
Clackamas Community College, OR
Claremont Colleges, CA
Clark College, WA
Clatsop Community College, OR
Clinton Community College, NY
Cloud County Community Junior College, KS
Coachella Valley Community College, CA - no agent
Coast Community College, CA
Colby Community College, KS
College of Lake County, IL
College of Medicine and Dentistry of New Jersey
College of Osteopathic Medicine-Surgery, IA
College of St. Francis, IL - no agent
College of the Canyons, CA
College of the Desert, CA
College of the Redwoods, CA
College of the Sequoias, CA
Colorado Community College System
Colorado Women's College
Columbia Basin Community College, WA
Columbia-Greene Community College, NY
Community College of Allegheny County, PA
Community College of Baltimore, MD
Community College of Beaver County, PA
Community College of the Finger Lakes, NY
Community College of Philadelphia, PA
Compton Community College, CA
Connecticut Community College System
Connecticut State College System
Connecticut State Technical Colleges
Contra Costa Community College District, CA
Cooper Union, NY
Corning Community College, NY - no agent
Cottey College, MO
County College of Morris, NJ
Cowley County Community College, KS
Cumberland County College, NJ
Curry College, MA
Cuyahoga Community College, OH

Daemon College, NY
Dawson Community College, MT
Dean Junior College, MA - no agent




Alphabetical List of Institutions (cont'd.)

Delaware County Community College, PA
Delaware State College
Delaware Technical and Community College System
Des Moines Area Community College, IA
Detroit College of Business, MI
Detroit Institute of Technology, MI
Dodge City Community Junior College, KS
Dowling College, NY
Dutchess Community College, NY
Dyke College, OH
D'Youville College, NY

Eastern Iowa Community College District
Eastern Michigan University
Eastern Montana College
Eastern Oregon State College - no agent
Edison Community College, FL
El Camino Community College, CA
Emerson College, MA
Endicott College, MA
Erie Community College, NY
Essex County College, NJ

Fairleigh Dickinson University, NJ
Fashion Institute of Technology, NY
Ferris State College, MI
Florida Junior College - no agent
Florida Memorial College
Florida State University System
Foothill-De Anza Community College District, CA
Fordham University, NY - no agent
Fordham University Law School, NY
Fort Scott Community Junior College, KS
Fort Steilacoom Community College, WA
Fox Valley Technical Institute, WI
Franklin Pierce College, NH
Fulton-Montgomery Community College, NY

Garden City Community Junior College, KS
Gateway Technical Institute, WI
Gavilan Community College, CA
Genesee Community College, NY
Glen Oaks Community College, CA
Glendale Community College, CA
Gloucester County College, NJ
Goddard College, VT
Gogebic Community College, MI
Grand Rapids Junior College, MI
Grand Valley State Colleges, MI - no agent
Grays Harbor College, WA
Green River Community College, WA



Alphabetical List of Institutions (cont'd.)

Grossmont College, CA

Hamline University, MN - no agent
Henry Ford Community College, MI
Herkimer County Community College, NY
Highland Community College, IL
Highland Park Community College, MI
Highline Community College, WA
Hillsborough Community College, FL
Hofstra University, NY
Hudson Valley Community College, NY
Hutchinson Community Junior College, KS

Illinois Board of Governors
Illinois Central College
Illinois Valley Community College
Independence Community Junior College, KS
Indian River Community College, FL
Iowa Central Community College
Iowa Lakes Community College
Iowa Western Community College
Ithaca College, NY

Jackson Community College, MI
Jacksonville University, FL - no agent
Jamestown College, ND
Jamestown Community College, NY
Jefferson Community College, NY
John A. Logan College, IL
Joliet Junior College, IL
Kalamazoo Valley Community College, MI
Kansas City Community Junior College
Kansas State College at Pittsburgh, KS
Keene State College, NH
Kellogg Community College, MI
Kendall College, IL
Kent State University, OH
Kern Community College District, CA
King's College, PA - no agent
Kirkwood Community College, IA
Kirtland Community College, MI

Labette Community Junior College, KS
Laboure Junior College, MA
Lake Land College, IL
Lake Superior State College, MI
Lakeland Community College, OH
Lakeshore Technical Institute, WI
Lane Community College, OR
Lansing Community College, MI



Alphabetical List of Institutions (cont'd.)

Lasell Junior College, MA - no agent
Lawrence Institute of Technology, MI - no agent
Lehigh County Community College, PA
Lewis and Clark Community College, IL
Lincoln University, PA
Long Island University - Brooklyn Center, NY
Long Island University - C.W. Post Center, NY
Long Island University - Southampton Center, NY
Loretto Heights College, CO
Los Angeles Community College System, CA
Los Rios Community College System, CA
Lower Columbia College, WA
Luzerne County Community College, PA

Macomb County Community College, MI
Maine Vocational Technical Institute
Manhattan College, NY - no agent
Marin Community College, CA
Marymount College, NY
Marymount College of Virginia
Massachusetts Community College System
Massachusetts Maritime Academy, MA - no agent
Massachusetts State Colleges
Merced College, CA
Mercer County Community College, NJ
Mercy College, NY
Merrimack College, MA - no agent
Metropolitan Technical Community College, NE
Miami-Dade Junior College, FL - no agent
Michigan State University, MI - no agent
Mid-Michigan Community College
Mid-Plains Technical Community College Area, NE
Mid-State Technical Institute, WI
Middlesex County College, NJ
Miles Community College, MT
Milwaukee Area Technical College, WI
Minnesota Community College System
Minnesota State University System
Mitchell College, CT
Mohawk Valley Community College, NY
Monmouth College, NJ
Monroe Community College, NY
Monroe County Community College, MI
Montana State University - no agent
Montcalm Community College, MI
Monterey Peninsula Community College, CA
Montgomery County Community College, PA
Moore College of Art, PA
Moraine Park Technical Institute, WI
Moraine Valley Community College, IL
Morton College, IL



Alphabetical List of Institutions (cont'd.)

Mott Community College, MI
Mount Hood Community College, OR
Mount San Antonio College, CA
Mount San Jacinto College, CA
Mount Vernon College, DC
Muskegon Community College, MI

Napa College, CA
Nassau Community College, NY
Nasson College, ME
Nathaniel Hawthorne College, NH - no agent
National College of Business, SD
Nebraska State Colleges
New England College, NH
New England Conservatory of Music, MA - no agent
New Jersey Institute of Technology
New Jersey State College System
New York Institute of Technology
New York University - no agent
New York University Law School
Niagara County Community College, NY
Niagara University, NY
North Central Technical Institute, WI
North Country Community College, NY
North Orange County Community College, CA
Northampton County Area Community College, PA
Northeast Iowa Technical Institute
Northeast Wisconsin Technical Institute
Northeastern University, MA - no agent
Northern Michigan University
Northern Montana College
Northland College, WI
Northwest Iowa Technical College

Oakland Community College, MI
Oakland University, MI
Oberlin College, OH - no agent
Ocean County College, NJ
Ohio Northern University
Ohio University - no agent
Okaloosa-Walton Junior College, FL - no agent
Olympia Vocational Technical College, WA
Olympic College, WA
Onondaga Community College, NY
Orange County Community College, NY
Oregon College of Education
Oregon Institute of Technology - no agent
Oregon State University - no agent




Alphabetical List of Institutions (cont'd.)

Pace University, NY - no agent
Palm Beach Junior College, FL
Palo Verde College, CA
Park College, MO
Pasadena City College, CA
Passaic County Community College, NJ
Peninsula College, WA
Pennsylvania State College and University System
Pennsylvania State University - no agent
Pensacola Junior College, FL - no agent
Philadelphia College of Art, PA - no agent
Pima Community College, AZ
Pittsburgh State University, PA
Point Park College, PA - no agent
Polk Community College, FL - no agent
Polytechnic Institute of New York
Post College, CT
Portland Community College, OR
Portland State University, OR
Prairie State College, IL
Pratt Community College, KS
Pratt Institute, NY

Quinnipiac College, CT

Rancho Santiago Community College, CA
Randolph-Macon College, VA - no agent
Reading Area Community College, PA
Regis College, CO
Rensselaer Polytechnic Institute, NY - no agent
Rhode Island College
Rhode Island Junior College
Rhode Island School of Design
Ricker College, ME - no agent
Rider College, NJ
Rio Hondo Community College, CA
Riverside Community College, CA
Robert Morris College, PA
Rockland Community College, NY
Roger Williams College, RI
Rogue Community College, OR
Rosary Hill College, NY - no agent
Rutgers State University of New Jersey


Saddleback Community College, CA
Saginaw Valley State College, MI
Saint Claire County Community College, MI
St. John's University, NY
St. Joseph's College, NY - no agent
Saint Leo College, FL
Saint Petersburg Junior College, FL - no agent



Alphabetical List of Institutions (cont'd.)

Salem College, WV
Salem Community College, NJ
San Diego Community Colleges, CA
San Francisco Community College, CA
San Joaquin Delta College, CA
San Jose Community College District, CA
San Mateo Community College, CA
Santa Ana College, CA
Santa Barbara City College, CA
Santa Monica Community College, CA
Sauk Valley College, IL
Schenectady County Community College, NY
Schoolcraft College, MI
Seattle Community College District VI, WA
Seattle University, WA - no agent
Seton Hill College, PA - no agent
Shasta College, CA
Shaw College at Detroit, MI
Shawnee State Community College, OH
Shoreline Community College, WA
Sierra College, CA
Skagit Valley College, WA
Solano Community College, CA
Somerset County College, NJ
South Dakota Board of Regents System
Southeast Technical Community College, NE
Southeastern Community College, IA
Southeastern Massachusetts University
Southern Oregon State College
Southwest Wisconsin Technical Institute
Southwestern College, CA
Southwestern Community College, IA
Southwestern Michigan College
Southwestern Oregon Community College
Spokane Community College District XVII, WA
Spring Garden College, PA
State Center Community College District, CA
State University of New York
Stephens College, MO
Stevens Institute of Technology, NJ
Suffolk County Community College, NY
Sullivan County Community College, NY
Syracuse University, NY - no agent

Tacoma Community College, WA
Taft College, CA
Taylor Business Institute, NY
Temple University, PA
Temple University Law School, PA
Thornton Community College, IL



Alphabetical List of Institutions (cont'd.)

Towson State University, MD
Treasure Valley Community College, OR - no agent
Triton College, IL
Trocaire College, NY
Tusculum College, TN - no agent

Ulster County Community College, NY
Umpqua Community College, OR - no agent
Union College, NY
Union County Technical Institute, NJ
U.S. Coast Guard Academy, CT
U.S. Merchant Marine Academy, NY
University of Alaska Community College System
University of Albuquerque, NM
University of Bridgeport, CT
University of Cincinnati, OH
University of Colorado - no agent
University of Connecticut
University of Delaware
University of Detroit, MI
University of Dubuque, IA
University of Dubuque Seminary, IA
University of Evansville, IN - no agent

University of Florida (Institute of Food and Agricultural Science) - no agent
University of Florida System
University of Guam
University of Hawaii
University of Lowell, MA
University of Maine
University of Massachusetts
University of Miami, Coral Gables, FL - no agent
University of Michigan (teaching assistants)
University of Minnesota (teaching assistants) - no agent
University of Montana
University of Nebraska at Lincoln - no agent
University of Nebraska at Omaha
University of Nebraska College of Dentistry - no agent
University of Nebraska Law School
University of New Haven, CT
University of Northern Iowa
University of Oregon - no agent
University of Oregon (teaching assistants)
University of Pittsburgh, PA - no agent
University of Pittsburgh Health Professional Schools, PA - no agent
University of Pittsburgh Law School, PA - no agent
University of Pittsburgh Medical School, PA
University of Pittsburgh Provost Unit, PA - no agent
University of Rhode Island
University of San Francisco, CA
University of San Francisco Law School, CA
University of Scranton, PA
University of the District of Columbia



Alphabetical List of Institutions (cont'd.)


University of Toledo, OH - no agent
University of Vermont - no agent
University of Washington
University of Wisconsin - Madison (teaching assistants), WI
University of New Hampshire - Durham campus - no agent
- Plymouth campus - no agent
- Keene campus

Utica College of Syracuse University, NY

Ventura County Community College District, CA
Vermont State Colleges
Victor Valley College, CA
Villa Maria College, NY - no agent
Villanova University, PA - no agent

Wagner College, NY
Walla Walla Community College, WA
Washington State Community College
Washtenaw Community College, MI
Waubensee Community College, IL
Waukesha County Technical Institute, WI
Wayne County Community College, MI
Wayne State University, MI
Waynesburg College, PA - no agent
Wenatchee Valley College, WA
Wentworth Institute of Technology, MA
Wesleyan University, CT - no agent
West Hills College, CA
West Shore Community College, MI
Westchester Community College, NY
Western Iowa Technical Community College
Western Michigan University
Western Montana College
Western States Chiropractic College, OR
Western Technical Community College Area, NE
Western Wisconsin Technical Institute
Westmoreland County Community College, PA
Whatcom Community College, WA
William Rainey Harper College, IL
Williamsport Area Community College, PA
Wilson College, PA
Wisconsin Indianhead VTAE District, WI

Yakima Valley College, WA
Yeshiva University, NY
Yosemite Community College District, CA
Youngstown State University, OH
Yuba College, CA



ALPHABETICAL LIST OF CANADIAN INSTITUTIONS*

Acadia University, N.S.
Algoma University College, Ont.

Bishop's University, Que.
Brandon University, Man.

Carleton University, Ont.

Dalhousie University, N.S.

Ecole Polytechnique, Que.

Institut Armand Frappier, Que.
Institut National de la Recherche Scientifique, Que.

Lakehead University, Ont.
Laurentian University, Ont.

Nova Scotia Technical College

Ontario Institute for Studies in Education

Ryerson Polytechnical Institute, Ont.

Saint Boniface, Man.
Saint Mary's University, N.S.
St. Thomas More College, Sask.
St. Thomas University, N.B.

Trent University, Ont.

Université Laval, Que.
Université de Moncton, N.B.
Université de Montréal, Que.
Université du Québec à Chicoutimi
Université du Québec à Montréal
Université du Québec dans l'Ouest
Université du Québec à Rimouski
Université du Québec à Trois-Rivières
University College of Cape Breton, N.S.
University de Sherbrooke, Que.
University of Alberta
University of Athabaska, Alberta
University of British Columbia

* Refer to Province in Canadian section.



Alphabetical List of Canadian Institutions (cont'd.)

University of Calgary, Alberta
University of Lethbridge, Alberta
University of Manitoba
University of New Brunswick
University of Ottawa, Ont.
University of Prince Edward Island
University of Regina, Sask.
University of Saskatchewan
University of Simon Fraser, B.C.
University of Toronto, Ont.
University of Windsor, Ont.

York University, Ont.

THE HISTORY OF THE

... of the ...

... of the ...

... of the ...

... of the ...

NATIONAL CENTER FOR THE STUDY OF COLLECTIVE
BARGAINING IN HIGHER EDUCATION AND THE PROFESSIONS
PUBLICATIONS: 1973-1980

PROCEEDINGS

Campus Bargaining in the Eighties Proceedings Fifth Annual Conference, Apr., 1980	\$15.00
Landmarks in Collective Bargaining in Higher Education Proceedings Seventh Annual Conference, Apr., 1979	15.00
The Uniqueness of Collective Bargaining in Higher Education Proceedings Sixth Annual Conference, Apr., 1978	8.00
Collective Bargaining and the Future of Higher Education Proceedings Fifth Annual Conference, Apr., 1977	8.00
Collective Bargaining in Higher Education Proceedings Fourth Annual Conference, Apr., 1976	7.00
Collective Bargaining in Higher Education Proceedings Third Annual Conference, Apr., 1975	7.00
Collective Bargaining in Higher Education Proceedings Second Annual Conference, Apr., 1974	5.00
Collective Bargaining in Higher Education Proceedings First Annual Conference, Apr., 1973	5.00

BIBLIOGRAPHIES

Collective Bargaining in Higher Education: Annual Compilations 1977-1980	10.00 (each)
1976	7.00
1974	5.00

NEWSLETTERS

Collective Bargaining in Higher Education: Analyses of Issues 5 Issues/year	20.00
--	-------

DIRECTORIES

Directory of Faculty Contracts and Bargaining Agents in Institutions of Higher Education (Annual)	6.00
City University of New York Index, Digest and Tables of Arbitration and Court Cases, 1969-1974	25.00

BOOKS AND MONOGRAPHS

Minzco, Bernard - Living with Collective Bargaining: A Case Study on the City University of New York, 1979	7.95
Chandler, Margaret K. and Daniel J. Julius - Faculty vs. Administration: Rights Issues in Academic Collective Bargaining, 1979	6.00
Douglas, Joel M. and Molly Carlin - Contract Development in Higher Education Faculty Collective Bargaining, 1980	20.00
Douglas, Joel M., Loren A. Krause and Leonard Wanzora - Workload and Productivity Bargaining in Higher Education, 1980	6.00

Publications may be ordered from the
The National Center for the Study of Collective Bargaining in Higher Education
and the Professions, Baruch College, CUNY, 17 Lexington Avenue, Box 322
New York, New York, 10010

