


Volume 12 • January 1986

**Directory of**  
**Faculty Contracts**  
**and Bargaining Agents**  
**In Institutions of Higher Education**

**Joel M. Douglas**  
with Elisabeth A. Kotch



THE NATIONAL CENTER FOR THE STUDY OF COLLECTIVE BARGAINING IN  
HIGHER EDUCATION AND THE PROFESSIONS—BARUCH COLLEGE  
CITY UNIVERSITY OF NEW YORK

**NATIONAL CENTER FOR THE STUDY OF COLLECTIVE  
BARGAINING IN HIGHER EDUCATION AND THE PROFESSIONS**

The National Center is an impartial, nonprofit educational institution serving as a clearinghouse and forum for those engaged in collective bargaining (and the related processes of grievance administration and arbitration) in colleges and universities and the professions. Operating on the campus of Baruch College, City University of New York, the Center addresses its research to scholars and practitioners in these fields.

Membership consists of institutions and individuals from all regions of the United States and Canada. Activities are financed primarily by membership, conference and workshop fees, foundation grants, and income from various services and publications made available to members and the public.

Inquiries regarding membership, publication or research orders should be addressed to National Center for the Study of Collective Bargaining in Higher Education and the Professions, Baruch College, CUNY, 17 Lexington Avenue, Box 322, New York, New York 10010.

**NATIONAL ADVISORY COMMITTEE**

**MAURICE C. BENEWITZ**  
Professor Emeritus  
Baruch College, CUNY

**ERNST BENJAMIN**  
General Secretary  
AAUP

**NEIL S. BUCKLEW**  
President  
West Virginia University

**R. L. CARR**  
Exec. Vice President  
NACUBO

**MARGARET CHANDLER**  
Professor  
Columbia University

**ROBERT D. HELSBY**  
Professor  
Univ. of North Florida

**G. TERRY MADONNA**  
President  
APSCUF

**THOMAS MANNIX**  
Assoc. Vice Chancellor for  
Employee Relations & Personnel  
SUNY

**CAESAR J. NAPLES**  
Vice Chancellor  
Faculty & Staff Relations  
California State University

**HAROLD R. NEWMAN**  
Chairman  
New York State PERB

**DAVID NEWTON**  
Vice Chancellor  
Long Island University

**DAVID POISSON**  
Coordinator of Higher  
Education, NEA

**IRWIN POLISHOOK**  
President, PSC  
Vice President, AFT

**DONALD SAVAGE**  
Executive Director  
CAUT, Canada

**JOEL SEGALL**  
President  
Baruch College, CUNY

**ALBERT SHANKER**  
President, AFT  
AFL-CIO


**JIM WHITE**  
Vice President for  
Financial Services  
AACJC

**JOEL M. DOUGLAS**  
Director  
NCSCBHEP  
Baruch College, CUNY

Volume 12 • January 1986

**Directory of  
Faculty Contracts  
and Bargaining Agents  
In Institutions of Higher Education**

**Joel M. Douglas**  
with Elisabeth A. Kotch



THE NATIONAL CENTER FOR THE STUDY OF COLLECTIVE BARGAINING IN  
HIGHER EDUCATION AND THE PROFESSIONS—BARUCH COLLEGE  
CITY UNIVERSITY OF NEW YORK

Copyright © 1986 in U. S. A.  
By The National Center for the Study of Collective  
Bargaining in Higher Education and the Professions  
Baruch College, City University of New York

All rights reserved. No part of this publication may be reproduced, stored in a retrieval system, or transmitted in any form or by any means, electronic, mechanical, photocopying, recording, or otherwise, without the prior permission of the publisher.

Price \$20.00

ISSN 0276-7805

TABLE OF CONTENTS

	PAGE
INTRODUCTION: UNIONIZATION AMONG FACULTY, 1985	3
FACULTY CONTRACTS AND BARGAINING AGENTS, U.S.	9
ADJUNCT FACULTY CONTRACTS AND BARGAINING AGENTS, U.S.	79
FACULTY COLLECTIVE BARGAINING AT CANADIAN UNIVERSITIES	85
SUMMARY OF ELECTIONS, U.S. - 1985	95
STATISTICAL ANALYSIS	101
Table One - FACULTY BARGAINING AGENTS AND COLLECTIVE BARGAINING AGREEMENTS. PUBLIC AND PRIVATE INSTITUTIONS - 1974-1985	102
Table Two - FACULTY BARGAINING AGENTS AND COLLECTIVE AGREEMENTS. TWO- AND FOUR-YEAR INSTITUTIONS - 1974 - 1985	103
Table Three - RECOGNIZED FACULTY BARGAINING AGENTS - TWO- AND FOUR-YEAR INSTITUTIONS: 1986	104
Table Four - RECOGNIZED FACULTY BARGAINING AGENTS - PUBLIC AND PRIVATE INSTITUTIONS: 1986	105
Table Five - FACULTY COLLECTIVE BARGAINING AGREEMENTS - PUBLIC AND PRIVATE INSTITUTIONS: 1986	106
Table Six - ANALYSIS OF BARGAINING AGENTS AND COLLECTIVE BARGAINING AGREEMENTS	107
Table Seven - FACULTY REPRESENTED BY CERTIFIED BARGAINING AGENTS	108
Table Eight - FACULTY REPRESENTED BY CERTIFIED BARGAINING AGENTS - PUBLIC AND PRIVATE- TWO- AND FOUR-YEAR INSTITUTIONS - 1986	109
Table Nine - GEOGRAPHIC DISTRIBUTION OF FACULTY BARGAINING AGENTS, 1986	110, 111
Table Ten - GEOGRAPHIC DISTRIBUTION OF FACULTY BARGAINING AGENTS AND COLLECTIVE BARGAINING AGREEMENTS- TWO- AND FOUR-YEAR INSTITUTIONS, 1986	112
Table Eleven - STATUS OF PUBLIC SECTOR COLLECTIVE BARGAINING LEGISLATION.	113
Table Twelve - SUMMARY OF DECERTIFICATIONS	114
Table Thirteen- ROSTER OF INSTITUTIONS AFFECTED BY THE <u>YESHIVA</u> DECISION	115
Table Fourteen- COLLEGE CLOSINGS	117
Table Fifteen - BARGAINING AGENTS CITED IN THIS DIRECTORY	118
"NO-AGENT" VOTES, 1971-1985	121
INDEX OF UNITED STATES AND CANADIAN INSTITUTIONS CITED IN 1986 DIRECTORY	129



## UNIONIZATION AMONG COLLEGE FACULTY January 1 - December 31, 1985

### INTRODUCTION

Faculty continued to unionize in 1985, however, the long anticipated growth arising from the 1983 collective bargaining enabling legislation in Ohio and Illinois failed to materialize. For the third consecutive year, the number of unionized colleges increased with a reported 446 recognized bargaining agents and 411 collective bargaining agreements noted. This marks an estimated growth of four percent in both the number of agents, from 429 in 1984 to 446 in 1985 and the number of contracts from 395 in 1984 to 411 in 1985. The number of organized faculty is also at a reported all time high with 195,570 full and part time faculty members represented by certified bargaining agents, an increase of 2% from last year.

Virtually all of the growth occurred in public institutions. The number of recognized agents at public institutions increased from 355 to 369 while the number at private institutions went from 74 to 77. Although the number of unionized campuses continued to grow, most of the new bargaining units involved small groups of faculty at public colleges. Of the 13 newly elected units, only one can be considered large (800). Eight units contained 90 or fewer faculty, six less than 56.

Faculty at private institutions continue to be only peripherally involved in the growth of collective bargaining in higher education. New units were reported at the Berklee College of Music and at Vassar College. Of the three new private sector bargaining units, only one, at Berklee, involves traditional teaching faculty. The others are composed of adjunct faculty at Berklee and nurses and health care professionals at Vassar. There were two private sector decertifications as well as three "No-Agent" votes. Faculty unions have been unable to overcome the legal barriers raised by the United States Supreme Court in NLRB v. Yeshiva University, 444 U.S. 672 (1980) and thus have chosen to spend virtually all of their energies and treasuries in public sector organizing.

### OHIO AND ILLINOIS

The growth in the unionization of college faculty in Ohio and Illinois appears to be proceeding at a slower rate than originally anticipated. While the effective date of the collective bargaining enabling legislation in both states was early 1984, no elections at any large institutions in these two states have yet been held.

In Ohio, three bargaining agents were certified by consent decree. This occurred at Southern State College (NEA), Terra Technical College (NEA), and Central State University (AAUP). In the one contested Ohio election, faculty at Jefferson Technical College chose the NEA affiliate over "No-Agent".

In Illinois, the major organizing activities concerned the unit determination hearings for the Illinois Board of Regents System and the question

of system-wide campus bargaining. These hearings and appeals are still taking place and no final unit determination adjudication has been issued. While union organizing activity was reported throughout the state, the only faculty election took place at Rend Lake College where the AFT affiliate defeated the NEA affiliate in a run-off election for the representation rights for a bargaining unit of 54.

Observers predict an election(s) in the Board of Regents System sometime in 1986, the outcome of which should play a significant role in the unionization movement throughout higher education in Illinois.

## **AGENTS ELECTED**

Twenty-one bargaining agent elections were held in 1985; 17 of which resulted in faculty choosing to participate in the collective bargaining process. This includes bargaining agent representation elections, agent challenges and decertification elections. Bargaining agents were certified in 13 new units. Of these, seven units consisted of full-time teaching faculty, five were composed of adjunct faculty while one consisted of nurses and other health care professionals. Fourteen of the elections took place in two-year colleges, while seven occurred in four-year institutions. Sixteen elections were at public colleges, five at private institutions. An analysis of unionization activity by each of the three national faculty organizations and independent unions is set forth below:

### **AFT**

The American Federation of Teachers and their affiliate locals were involved in 13 elections winning eight of them. In 10 of these campaigns they competed against "No-Agent", winning six and losing four. In two of the other three, they defeated NEA locals. One of their affiliates (Cotney College) voluntarily decertified.

Challenges to existing AFT affiliate bargaining rights occurred at two institutions. At the University of Montana, the AFT local narrowly defeated a "No-Agent" challenge by a vote of 209-198. In the other, the NEA affiliate won bargaining agent rights at Adirondack Community College defeating the AFT by a vote of 58-0. A unanimous vote in this category is highly unusual reflecting either a change in the leadership of the local or factors external to the bargaining process. The AFT affiliate successfully challenged the NEA affiliate for bargaining rights at Kirtland Community College by a vote of 18-5.

New AFT locals include full-time teaching faculty at Berklee College of Music, Kirtland Community College and Rend Lake College. New adjunct faculty units are those at Berklee College of Music, Southeastern Massachusetts University, Dutchess Community College and Onandaga Community College.

The AFT and their affiliates represent faculty at 133 colleges and universities. This includes 107 public and 26 private institutions. Of these 43 are at four year colleges and 90 are at two year colleges.

### **NEA**

The National Education Association and their affiliate locals were involved in eight elections; winning five while losing three. Two of the five new units were the result of consent decrees in the state of Ohio at Southern State



College and Terra Technical College. Other NEA wins occurred at Jefferson Technical College where the local affiliate defeated "No-Agent" 35-11, Pensacola Junior College where "No-Agent" was defeated 154-85 and Adirondack Community College where they successfully decertified the incumbent AFT affiliate 58-0.

NEA affiliate losses included two locals, one at Kirtland Community College where the AFT decertified their local 18-5 and Central Oregon Community College where an independent organization defeated the NEA affiliate 32-30. The third NEA loss occurred at Rend Lake College where the AFT won bargaining rights 32-22.

The NEA and their affiliates represent faculty at 209 colleges and universities. This includes 190 public and 19 private institutions. Of these 31 are at four year colleges and 178 are at two year colleges.

#### **AAUP**

The American Association of University Professors gained one collective bargaining affiliate in 1985. At Central State University, in Ohio, by consent decree, the local affiliate obtained bargaining agent rights for a unit of 90 faculty.

The AAUP and their affiliates represent faculty at 44 colleges and universities. This includes faculty at 26 public and 18 private institutions. Of these, 40 are at four year colleges and 4 are at two year colleges.

#### **IND.**

Independent faculty unions and industrial unions were involved in four bargaining agent campaigns during 1985. The adjunct faculty at the Connecticut Community Colleges System, a unit of 800, elected an independent union over "No-Agent", by a vote of 396-95. This was the largest local unionized and accounts for approximately 40% of all new faculty organized in 1985. The faculty at Central Oregon Community College also elected an independent union defeating the NEA affiliate. At Vassar College, a unit of 23 nurses and other health care professionals chose the Communication Workers of America (CWA) 18-1 over "No-Agent". At Maine Maritime Academy "No-Agent" defeated both the AFT and an independent union 27-12-5 for a unit of 45 faculty. At Lewis University, an independent faculty bargaining agent was ordered decertified as a result of Yeshiva.

#### **"NO-AGENT" ELECTIONS**

Four "No-Agent" elections were reported in 1985 including one where the faculty had previously enjoyed collective bargaining rights before voluntarily decertifying themselves. At Cottey College the AFT local had been the bargaining agent since 1976 before losing agent certification for a unit of 30 faculty by a vote of 17-10. Other "No-Agent" elections occurred at the Community College of Vermont where a unit of 47 professionals and clericals elected "No-Agent" over the AFT affiliate by a vote of 32-3. At Paul Smith College in New York, "No-Agent" defeated the AFT local 30-26, while at Maine Maritime Academy "No-Agent" prevailed over both the AFT local and an independent local 27-17.

In the four elections in which faculty chose "No-Agent", the AFT and their affiliates were the bargaining agents on the ballot. All four "No-Agent" victories involved small bargaining units with an average size of 43. Two of the institutions were two-year private colleges while the public colleges involved included one two-year and one four-year.

## **DECERTIFICATIONS**

Two faculty units were decertified in 1985. The faculty at Cottey College voluntarily voted to decertify the AFT by a vote of 17-10, while the faculty at Lewis University were decertified based on a Yeshiva claim filed by the administration. The 95 faculty at Lewis had been represented by an independent agent since 1976, however no contract had ever been negotiated. (For a complete analysis of the Lewis decision, see NCSCBHEP Newsletter Volume 13, No.5).

Four additional decertifications were attempted by competing labor organizations and "No-Agent" groups. Three of these resulted in a change of agent, while in the fourth the AFT affiliate defeated a "No-Agent" challenge at the University of Montana. The successful challenges occurred at Adirondack Community College which went from an AFT local to an NEA local, Central Oregon Community College where the faculty switched from an NEA local to an independent and Kirtland Community College where the faculty bargaining agent certificate went from the NEA affiliate to an AFT affiliate.

## **STRIKES**

Six faculty work stoppages were reported during 1985. All were classified as fall semester back-to-school strikes. Three of the stoppages took place at private four-year colleges in the New York City area while the others occurred at public colleges in the Midwest. The three private sector strikes included a six-day stoppage at Hofstra University by the AAUP, a four-day stoppage at LIU-Brooklyn by the AFT and an 11-day stoppage at LIU-CW Post by the AFT. The public sector strikes included a two-day stoppage at Lakeland Community College by the NEA, a three-day stoppage at Oakland University by the AAUP, and a six-day stoppage at Triton College by the AFT.

The average length of the strikes was 5.3 days. The number of strikes reported in 1985, six, is consistent with the mean strike frequency of 6.9 strikes per year for the period 1966-1985. (For a complete analysis of work stoppages in higher education, the reader is referred to NCSCBHEP Newsletter, Volume 11, No. 5).

## **LEGISLATION**

No higher education collective bargaining legislation for full-time faculty was passed during 1985. The only new collective bargaining bill enacted was in the state of Wisconsin where graduate teaching assistants (TA's) in the State University System were afforded the right to participate in the labor relations process. Wisconsin Assembly Bill No. 55 enables TA's to bargain as other public employees do, however, it does not extend bargaining rights to faculty, academic or support staff. Teaching assistants at the University of Wisconsin, Madison, a unit of approximately 1,600, had previously been organized by the AFT and had taken part in collective bargaining from 1969-1979. The University had extended voluntary recognition and then terminated their agreement. The union challenged that action in state court however failed to rescind the action.

Collective bargaining legislation for faculty in public colleges and universities was introduced and defeated in several states including Wisconsin, Washington, and Maryland. The number of states with enabling legislation for full-time faculty now stands at twenty-six. Four states allow collective bargaining subject to the regulatory framework established by university governing boards. (For a complete listing of collective bargaining legislation see Directory Table No. Eleven).

## DEMOGRAPHIC ANALYSIS

A precise accounting of unionized faculty is a difficult task, however using our data on bargaining agents and unit size, and information from the 1984 NCES reports we estimate the number of unionized faculty to be 27.9% of total faculty, an increase of 0.06% over 1984. The number of faculty represented by certified bargaining agents increased by approximately 4,000 during 1985 from 191,616 in 1984 to 195,570 in 1985. At public sector colleges 36.8% of the faculty is represented, an increase of 0.08 from 1984, while at private colleges the number drops to 4.7% down 0.01% from the previous year. At two year colleges 38.1% of all faculty are unionized, an increase of 2.1% from 1984. While at private colleges the number remained virtually identical to that of 1984, 23.8% of all faculty. All of the growth occurred in the public sector, changing from 181,163 to 186,326, an increase of 5,163 faculty. Private sector representation dropped from 9,453 in 1984 to 9,244 in 1985. This is probably the result of reporting discrepancies and represents such a small shift as to be insignificant. No distinction is made in this category for full-time or adjunct faculty representation, however, it should be noted that of the new bargaining agents elected this year, five contain adjunct faculty only.

Although the Directory contains data pertaining to Canadian universities, these statistics reflect only American colleges and universities.

## SUMMARY AND CONCLUSIONS

The year 1985 may be described as "Business as Usual" with faculty unions continuing to organize at a slow, but somewhat regular pace. The number of new agents and contracts increased by an estimated four percent while the percentage of unionized faculty increased by approximately 2%. This continued growth of unionization during a period when organized labor on the national scene has experienced difficult times is somewhat unique, however, several explanations are suggested. First, college faculty are not rejecting unionization and are increasingly turning to collective bargaining in an attempt to have a greater input into both their own employment relationships and higher education as a whole. Second, the three national faculty organizations are continuing to support organizing and are willing to commit money and manpower to the process. Third, the presence of enabling legislation offers the supportive framework for the organizing process. Absent legislation, faculty have not chosen collective bargaining.

The gap between private and public sector organizing continues to widen. Presently an estimated 83% of all certified bargaining agents are at public colleges. This distance is expected to grow as a result of the organizing drives in Ohio and Illinois, and with the possibility of new legislation in one or two other states. Furthermore, Yeshiva remains well entrenched as a "chilling effect" on private sector organizing thereby further inhibiting growth in that sector.

Academic collective bargaining seems well established on the nations' colleges and university campuses. With the exception of isolated small units, no college faculty has voted to decertify themselves from the collective bargaining process. Every indication is that the numbers will increase as more faculty will elect to unionize in the years ahead.

### ACKNOWLEDGEMENTS

The 1986 Directory of Faculty Contracts and Bargaining Agents in Institutions of Higher Education represents the most complete volume that we have published in this annual series. As collective bargaining in higher education continues to grow, both in size and complexity, the dynamics of preparing the Directory becomes more demanding. Each year we modify the project to reflect changes in the field and in an attempt to offer our readers the most useful reference tool of this type available. This year we have made two modifications; first we eliminated the designation "first contract signed". This category has become less significant as the numbers of collective bargaining agreements grow. (For those who are tracking this data, the 1986 number is one). The second structural change is the inclusion of a new category, a listing of adjunct contracts. Although it still continues to be reflected in the main body of the text, this is an area of increased growth and one that we believe worthy of a separate listing.

It is with pleasure and pride that a professor observes the growth and development of a graduate student over a two year period. Such is it with Liz Kotch, the primary researcher on this project, who coordinated and updated our ever changing database. Liz has been with the Center for two years, during which time she has become extremely knowledgeable in the field of academic collective bargaining. Her research skills, insights and dedication to the project has enabled us to produce what we believe is a top rated publication.

In addition to those surveyed, there is a small but dedicated group whom we have relied on for specific information. This nucleus plays a very important role in making the Directory possible and we acknowledge their support. They include Steve Finner and Sue Graebill of the AAUP, Perry Robinson of the AFT, Dave Poisson of the NEA, Christiane Tardif-Dulude of the CAUT and Katie FitzRandolph of the Ontario Public Service Employees Union.

The entire staff of the National Center works on this project. Ruby N. Hill performed the Herculean task of putting the entire Directory onto our word-processing system. Beth Hillman, the new Administrative Coordinator of the Center, oversaw the production of the Directory and pulled together all of the loose ends to create a finished product. Deep appreciation is extended to them both for a job well done.

For any omissions or errors, we apologize. We are pleased to offer this volume of the Directory to our community.

J.M.D.

FACULTY CONTRACTS AND BARGAINING AGENTS  
IN PUBLIC AND PRIVATE INSTITUTIONS  
IN THE UNITED STATES



**FACULTY CONTRACTS AND BARGAINING AGENTS  
IN PUBLIC AND PRIVATE INSTITUTIONS**

Institution	Bargaining Agent+	Unit Size	Cur. Agent Elected	Initial Contract++	2/4 Yr. College	No. of Campuses#	Contract Expiration
<b><u>ALASKA</u></b>							
University of Alaska Community College System	AFT	273	1974	1974	2	11	1/1/86
Anchorage C.C.					2		
Juneau-Douglas C.C.					2		
Kenai Peninsula C.C.					2		
Ketchikan C.C.					2		
Kodiak C.C.					2		
Kuskokwim C.C.					2		
Matanuska-Susitna C.C.					2		
Northwest C.C.					2		
Prince William Sound C.C.					2		
Sitka C.C.					2		
Tamaka Valley C.C.					2		

<b><u>ARIZONA</u></b>							
Pima Community College	NEA	272	1978	1979	2	4	6/30/83
Community Campus					2		
Downtown Campus					2		
East Campus					2		
West Campus					2		

<b><u>CALIFORNIA</u></b>							
Barstow Community College	NEA	65	1979	1979	2	1	6/30/83

Institution	Bargaining Agent+	Unit Size	Cur. Agent Elected	Initial Contract++	2/4 Yr. College Campuses#	No. of Contract Expiration
<b>CALIFORNIA (Cont'd.)</b>						
Butte College <sup>2</sup>	CTA/NEA	125	1978	1978	2	1 6/30/81
Cabrillo College	AFT	402	1984		2	1
<b>California State University</b>						
	CFA/AAUP/NEA	18,000	1982	1983	4	19 6/30/86
Cal. St. Col.-Bakersfield					4	
Cal. St. Col.-San Bernardino					4	
Cal. St. Col.-Stanislaus					4	
Cal. St. Polytech. Univ.-Pomona					4	
Cal. St. Polytech. Univ.-					4	
San Luis Obispo					4	
Cal. St. Univ.-Chico					4	
Cal. St. Univ.-Dominguez Hills					4	
Cal. St. Univ.-Fresno					4	
Cal. St. Univ.-Fullerton					4	
Cal. St. Univ.-Hayward					4	
Cal. St. Univ.-Long Beach					4	
Cal. St. Univ.-Los Angeles					4	
Cal. St. Univ.-Northridge					4	
Cal. St. Univ.-Sacramento					4	
Humboldt St. Univ.					4	
San Diego St. Univ.					4	
San Francisco St. Univ.					4	
San Jose St. Univ.					4	
Sonoma St. Univ.					4	
o Academic Support	UPC/AFT	1,500	1982	1983	4	19 9/16/85
o Physicians Unit	UAPD	150	1982	1982	4	19 6/30/86
o Health Care Support	CSEA	300	1982	1982	4	19 6/30/85



Institution	Bargaining Agent+	Unit Size	Cur. Agent Elected	Initial Contract++	2/4 Yr. College	No. of Campuses#	Contract Expiration
<b>CALIFORNIA (Cont'd.)</b>							
Chabot College	NEA	272 ft 300 pt	1978	1979	2	2	6/30/87
Hayward Campus Valley Campus					2	2	
Chaffee Community College	NEA	482	1980	---	2	1	
Citrus College	CTA/NEA	130	1977	1977	2	1	7/1/85
*Claremont Colleges	OPEIU <sup>3</sup>	Librarians		1972	4	6	None in effect
Claremont McKenna Col.					4		
Claremont Univ. Grad. School					4		
Harvey Mudd Col.					4		
Pitzer Col.					4		
Pomona Col.					4		
Scripps Col.					4		
Coast Community College District	AFT	662	1979	1980	2	3	6/30/86
Coastline C.C.					2		
Golden West C.C.					2		
Orange Coast C.C.					2		
o Part-time	NEA	1,433	1979	1980	2	3	9/1/86
College of the Redwoods	Ind.	120 ft 450 pt	1976	1976	2	1 <sup>4</sup>	6/30/82
College of the Sequoias	NEA	115	1976	1977	2	1	6/30/87

Institution	Bargaining Agent+	Unit Size	Cur. Agent Elected	Initial Contract++	2/4 Yr. College	No. of Campuses#	Contract Expiration
<u>CALIFORNIA (Cont'd.)</u>							
Compton Community College	AFT	80 ft 30 pt	1978	1979	2	1	6/30/82
Contra Costa Community College District	Ind.	500 f/pt	1977	1977	2	3	6/30/86
Contra Costa Col.					2		
Diablo Valley Col.					2		
Los Medanos Col.					2		
El Camino Community College	AFT	770 f/pt	1977	1977	2	1	6/30/86
Foothill-DeAnza Community College District	Ind.	1,200 f/pt	1977	1977	2	2	6/30/83
DeAnza Col.					2		
Foothill Col.					2		
Gavilan Community College	NEA	69 ft	1976	1976	2	1	6/30/85
Glendale Community College	AFT	415	1979	1980	2	1	6/30/82
Grossmont Community College District	NEA	480 f/pt	1977	1978	2	2	6/30/81
Cuyamaca Col.					2		
Grossmont Col.					2		
Imperial Valley College	NEA/CTA	77	1982	1984	2	1	6/30/86

Institution	Bargaining Agent+	Unit Size	Cur. Agent Elected	Initial Contract++	2/4 Yr. College Campuses#	No. of Campuses#	Contract Expiration
<b>CALIFORNIA (Cont'd.)</b>							
Kern Community College District	NEA	330	1977	1977	2	3	6/30/82
Bakersfield Col.					2		
Cerro Coso Col.					2		
Porterville Col.					2		
Long Beach City College	NEA	312 ft	1979	1979	2	2	6/30/82
Liberal Arts Campus					2		
Pacific Coast Campus					2		
Los Angeles Community College System	AFT	4,800 f/pt	1976	1978	2	10	6/30/83
East L.A. Col.					2		
L.A. City Col.					2		
L.A. Harbor Col.					2		
L.A. Metropolitan Col.					2		
L.A. Mission Col.					2		
L.A. Pierce Col.					2		
L.A. Southwest Col.					2		
L.A. Trade-Tech. Col.					2		
L.A. Valley Col.					2		
West L.A. Col.					2		
Los Rios Community College System	AFT	1,346 f/pt	1977	1977	2	3	6/30/87
Amer. River Col.					2		
Cosummes River Col.					2		
Sacramento City Col.					2		

Institution	Bargaining Agent+	Unit Size	Cur. Agent Elected	Initial Contract++	2/4 Yr. College	No. of Campuses#	Contract Expiration
Los Rios Community College System (Cont'd.)							
Campus Center Amer. Riv. Col.					2		
Marin Community College	AFT (NEA 1976)	550	1978	1980	2	2	6/30/87
Col. of Marin Indian Valley Col.					2	2	
Merced College	NEA	130	1976	1977	2	1	6/30/84
Monterey Peninsula Community College	NEA	350	1978	1980	2	1	6/30/86
Mount San Antonio College	NEA	744 ft	1976	1978	2	1	12/31/84
Mount San Jacinto College	NEA	44 ft	1977	1977	2	1	6/30/88
Napa College	NEA	103 ft 179 pt	1977	---	2	1	6/30/84
North Orange County Community College	NEA	550	1979	1981	2	2	6/30/83
Cypress Col. Fullerton Col.					2	2	
Palo Verde Community College	NEA (AFT 1976)	18	1980	1976	2	1	9/15/82

Institution	Bargaining Agent+	Unit Size	Cur. Agent Elected	Initial Contract++	2/4 Yr. College Campuses#	No. of Contract Expiration
<b>CALIFORNIA (Cont'd.)</b>						
Pasadena City College	CTA/NEA	346	1979	1979	2	1 6/30/86
Peralta Community College District	AFT	500 ft 400 pt	1979	1980	2	5 6/30/84
Col. of Alameda					2	
Feather River Col.					2	
Laney Col.					2	
Merritt Col.					2	
Vista Col.					2	
<b>Rancho Santiago Community College District</b>						
	Ind.	236			2	1 <sup>5</sup> 6/30/85
o Continuing Educ. Faculty	NEA	51			2	1 6/30/82
<b>Rio Hondo Community College</b>						
	CTA/NEA	350	1979	1980	2	1 6/30/86
<b>Riverside Community College</b>						
	NEA	600	1978	1980	2	1 9/30/82
<b>Saddleback Community College</b>						
	NEA	163	1976	1976	2	1 6/30/83
o Part-time	Ind.	500			2	1
<b>San Diego Community Colleges</b>						
	CTA/NEA	475	1977	1977	2	3 6/30/87
San Diego City Col.					2	
San Diego Mesa Col.					2	
San Diego Miramar Col.					2	

Institution	Bargaining Agent+	Unit Size	Cur. Agent Elected	Initial Contract++	2/4 Yr. College	No. of Campuses#	Contract Expiration
<b>CALIFORNIA (Cont'd.)</b>							
San Diego Community College Adult Ed. System	AFT	120	1977	1977	2	10	6/30/84
Campus Centers:							
Clairemont Mesa					2		
East San Diego					2		
Ed. Cultural Complex					2		
Harbor View					2		
Kearny Mesa					2		
Midway					2		
Mira Mesa					2		
Navajo					2		
North Shores					2		
San Francisco Community College	AFT	1,957 f/pt	1978	1979	2	2	6/30/84
City Col. of San Fran. C.C. Centers					2	2	
Campus Centers:							
Alemany					2		
Chinatown C.C. Cntr.					2		
C.C. Skills Cntr.					2		
Downtown C.C. Cntr.					2		
John Adams Comm. Cntr.					2		
John O'Connell C.C. Cntr.					2		
Mission C.C. Cntr.					2		
San Joaquin Delta College	CTA/NEA	580 f/pt	1977	1977	2	1	6/30/84

Institution	Bargaining Agent+	Unit Size	Cur. Agent Elected	Initial Contract++	2/4 Yr. College Campuses#	No. of Contract Expiration
<u>CALIFORNIA (Cont'd.)</u>						
San Jose Community College District	NEA	270 ft 690 pt	1977	1978	2	2 6/88
Evergreen Valley Col. San Jose City Col.					2 2	
San Mateo Cty. Community College District	AFT (NEA 1977)	953	1982	1978	2	3 6/30/85
Canada Col. Col. of San Mateo Skyline Col.					2 2 2	
Santa Barbara City College	CSEA/NEA	180	1976	1976	2	1 6/1/86
Santa Clarita C.C. District <sup>6</sup>	CTA/NEA	56 ft	1977	1978	2	1 6/30/84
Santa Monica Community College	Ind.	250 ft 500 pt	1978	1979	2	1 9/7/86
Shasta College	NEA	156 ft 75 pt	1976	1976	2	1 <sup>7</sup> 6/30/84
Sierra Joint Community College District	CTA/NEA	127 ft 180 pt	1977	1978	2	1 6/30/87
Solano Community College	NEA	136 ft 250 pt	1977	1977	2	1 6/30/86

Institution	Bargaining Agent+	Unit Size	Cur. Agent Elected	Initial Contract++	2/4 Yr. College Campuses#	No. of Contract Expiration
<b>CALIFORNIA (Cont'd.)</b>						
Southwestern College (Sweetwater C.C. Dist.)	NEA	500 f/pt	1977	1979	2 1	6/30/84
State Center Community College District	AFT	333	1977	1977	2 2 <sup>8</sup>	6/30/87
Fresno City Col.					2	
Kings River C.C.					2	
Taft College	NEA	30	1976	1977	2 1	6/30/84
University of California						
• Lecturers	AFT	1,877	1984	---	4 9	
• Librarians	UFL/AFT	401	1983	1984	4 9	6/30/86
• Registered Nurses	CNA	4,400	1983	---	4 9 <sup>9</sup>	
• Faculty (Santa Cruz)	AAUP/SCFA	437	1981	1982	4 1	6/30/86
Berkeley					4	
Davis					4	
Irvine					4	
Los Angeles					4	
Riverside					4	
San Diego					4	
San Francisco					4	
Santa Barbara					4	
Santa Cruz					4	
*University of San Francisco	CFT/AFT (Ind. 1975)	241 ft	1982	1976	4 1	6/21/86
*University of San Francisco Law School	Ind.	25	1973	1974	4 1	1986 salaries only



Institution	Bargaining Agent+	Unit Size	Cur. Agent Elected	Initial Contract++	2/4 Yr. College	No. of Campuses#	Contract Expiration
<b>CALIFORNIA (Cont'd.)</b>							
Ventura County Community College District	AFT	385 ft 900 pt	1977	1978	2	3	6/30/86
Moorpark Col.					2		
Oxnard Col.					2		
Ventura Col.					2		
Victor Valley College	NEA	63	1976		2	1	6/30/84
West Hills College	NEA	40	1977		2	1	6/30/84
Yosemite Community College District	NEA	515	1976	1978	2	2	6/30/83
Columbia Col.					2		
Modesto Jr. Col.					2		
Yuba College	NEA	155		1978	2	1	6/30/85
<b>COLORADO</b>							
Colorado Community College System	NEA	736	1979	---	2	16	
Aimes C.C.					2		
Arapahoe C.C.					2		
Colorado Mountain Col.					2		
. Comm. Ed. Unit					2		
. East Campus					2		
. West Campus					2		
Colo. Northwestern Col.					2		

Institution	Bargaining Agent+	Unit Size	Cur. Agent Elected	Initial Contract++	2/4 Yr. College Campuses#	No. of Contract Expiration
<b>COLORADO (Cont'd.)</b>						
C.C. of Denver					2	
. Denver-Auraria C.C.					2	
. Front Range C.C.					2	
. Red Rocks C.C.					2	
Lamar C.C.					2	
Morgan C.C.					2	
Northeastern Jr. Col.					2	
Otero C.C.					2	
Pikes Peak C.C.					2	
Pueblo C.C.					2	
Trinidad St. Jr. Col.					2	
Y*loretto Heights College	NEA	100	1972	1973	4	1 5/31/80
*Regis College	AAUP	75 ft	1973	1973	4	1 8/14/87
University of Colorado (See also no agent listing)	AFT		1979 <sup>10</sup>	---	4	4
Univ. of Colo.-Boulder					4	
Univ. of Colo.-Colo. Springs					4	
Univ. of Colo.-Denver					4	
Univ. of Colo.-Hlth.Sci.Cntr.					4	

**CONNECTICUT**

Connecticut Community College System	Ind. (AFSCME 1976)	850 ft	1978	1977	2	12 6/30/87
--------------------------------------	-----------------------	--------	------	------	---	------------

Institution	Bargaining Agent+	Unit Size	Cur. Agent Elected	Initial Contract++	2/4 Yr. College Campuses#	No. of Campuses#	Contract Expiration
<b>CONNECTICUT (Cont'd.)</b>							
Asnuntuck C.C.					2		
Greater Hartford C.C.					2		
Housatonic Regional C.C.					2		
Manchester C.C.					2		
Mattatuck C.C.					2		
Middlesex C.C.					2		
Mohegan C.C.					2		
Northwestern Conn. C.C.					2		
Norwalk C.C.					2		
Quinebaug Valley C.C.					2		
South Central C.C.					2		
Tunxis C.C.					2		
o Part-time	Ind.	800	1985	---	2	12	
<b>Connecticut State Univ. System</b>							
	AAUP	1,980	1976	1976	4	4	8/27/87
Central Conn. St. Col.					4		
Eastern Conn. St. Col.					4		
Southern Conn. St. Col.					4		
Western Conn. St. Col.					4		
o Administrative Faculty	AFSCME		1976		4	4	6/30/86
<b>Connecticut State Technical Colleges</b>							
	AFT	205 ft	1973	1977	2	5	8/31/85
Greater New Haven St. Tech. Col.					2		
Hartford St. Tech. Col.					2		
Norwalk St. Tech. Col.					2		
Thames Valley St. Tech. Col.					2		
Waterbury St. Tech. Col.					2		

Institution	Bargaining Agent+	Unit Size	Cur. Agent Elected	Initial Contract++	2/4 Yr. College Campuses#	No. of Campuses#	Contract Expiration
<b>CONNECTICUT (Cont'd.)</b>							
*Mitchell College	AFT	20 ft	1975	1975	2	1	6/30/86
*Post College <sup>11</sup>	PCFA/Ind.	32	1978	1979	4	1	6/30/85
*Quinnipiac College	AFT	160 ft	1975	1975	4	1	6/30/85
U.S. Coast Guard Academy	AFGE	51	1975	1978	4	1	6/15/79
*University of Bridgeport	AAUP	245	1973	1974	4	1	8/31/87
University of Connecticut	AAUP	1,410	1976	1977	4	6	6/30/86
Hartford					4		
Southeastern					4		
Stamford					4		
Storrs					4		
Torrington					4		
Waterbury					4		
o Non-teaching professionals	AFT	550	1976	1977	4	6	6/30/85
o Health Center	AFT	805	1978	1978	4	1	6/30/85
<b>DELAWARE</b>							
Delaware State College	AAUP	145	1977	1981	4	1	8/31/86
University of Delaware	AAUP	790 ft	1972	1973	4	1	6/30/86

Institution	Bargaining Agent+	Unit Size	Cur. Agent Elected	Initial Contract++	2/4 Yr. College Campuses#	No. of Contract Expiration
<b><u>DISTRICT OF COLUMBIA</u></b>						
*American University						
Adjunct Faculty	ELIFA	37	1982	1982	4	1 12/31/84
*Antioch College School <sup>12</sup> of Law						
	AFT	16 f/pt	1976	1976	4	1 9/30/83
University of the District of Columbia						
	NEA	600	1978	1980	4	3 9/30/81 (extended)
Georgia/Harvard Str. Campus						
Mount Vernon Sq. Campus					4	4
Van Ness Campus					4	4
<b><u>FLORIDA</u></b>						
Brevard Community College						
	UFF/NEA <sup>13</sup> (AFT 1976 UCCFF 1977)	225	1981	1981	2	3 6/30/85
Cocoa Campus						
Melbourne Campus					2	2
Titusville Campus					2	2
Broward Community College						
	UFF/NEA/AAUP (UFC/AFT/AAUP 1981)	285	1981	1981	2	4 8/3/86
Allied Health Center Campus						
Central Campus					2	2
North Campus					2	2
South Campus					2	2

Institution	Bargaining Agent+	Unit Size	Cur. Agent Elected	Initial Contract++	2/4 Yr. College Campuses#	No. of Contract Expiration
<b>FLORIDA (Cont'd.)</b>						
Chipola Junior College	NEA	57	1976		2	1 6/30/83
Edison Community College	AFT (FCCFF 1977)	92	1976	1979	2	1 6/30/86
Y*Florida Memorial College	UFF/NEA	40	1979		4	1
Florida State University System	UFF/NEA (AFT <sup>14</sup> )	6,186 ft	1976	1976	4	9 6/30/85
Florida Agric. & Mech. Univ.					4	
Florida Atlantic Univ.					4	
Florida Internat'l Univ.					4	
Florida State Univ.					4	
Univ. of Central Florida					4	
Univ. of Florida					4	
Univ. of N. Florida					4	
Univ. of S. Florida					4	
Univ. of W. Florida					4	
Hillsborough Community College	FUSA/NEA	198	1974	1974	2	3 8/20/82
Dale Mabry Campus					2	
Plant City Campus					2	
Ybor Campus					2	
Indian River Community College	AAUP	100 ft	1973	1975	2	1 7/31/85

Institution	Bargaining Agent+	Unit Size	Cur. Agent Elected	Initial Contract++	2/4 Yr. College	No. of Campuses#	Contract Expiration
<b>FLORIDA (Cont'd.)</b>							
Palm Beach Junior College <sup>15</sup>	AFT 1975 (AFT 1975 UCCFF 1977)	192	1979	1978	2	1	6/30/83
Pensacola Junior College	NEA	250	1985	---	2	1	
*Saint Leo College	UFF/NEA (AFT 1976)	43	1979	1978	4	1	6/5/83
<b>HAWAII</b>							
University of Hawaii	UHPA/AAUP/ NEA	2,700 ft	1974	1975	2/4	9	6/30/87
Hilo							
Honolulu C.C.					4		
Kapiolani C.C.					2		
Kauai C.C.					2		
Leeward C.C.					2		
Manoa					4		
Maui C.C.					2		
West Oahu Col.					4		
Windward C.C.					2		
<b>ILLINOIS</b>							
Belleville Area College	AAUP/AFT	135 ft	1967	1967	2	1	8/31/86

Institution	Bargaining Agent+	Unit Size	Cur. Agent Elected	Initial Contract**	2/4 Yr. College Campuses#	No. of Contract Expiration
<b>ILLINOIS (Cont'd.)</b>						
Black Hawk College	AFT	150	1984	---	2	2
East Campus					2	
Quad Campus					2	
Carl Sandburg College	NEA	52 ft	1975	---	2	1
<b>City Colleges of Chicago (Cook County)</b>						
City-wide Col.	AFT	1,348 ft	1966	1967	2	8
Kennedy-King Col.					2	
The Loop Col.					2	
Malcolm X Col.					2	
Olive-Harvey Col.					2	
Richard J. Daley Col.					2	
Truman Col.					2	
Wright Col.					2	
College of Lake County	AFT (NEA 1971)	176 ft	1973	1973	2	1
*East St <sup>16</sup> Louis Community College	IFT/AFT	45	1980	1982	2	1
Highland Community College	AFT	40	1968	1968	2	1
Illinois Board of Governors <sup>17</sup>	IFT/AFT/UPI	1,750	1976	1977	4	5
Chicago St. Univ.					4	
Eastern Illinois Univ.					4	
Governors St. Univ.					4	
Northeastern Univ.					4	
Western Illinois Univ.					4	



Institution	Bargaining Agent+	Unit Size	Cur. Agent Elected	Initial Contract**	2/4 Yr. College	No. of Campuses#	Contract Expiration
<u>ILLINOIS (Cont'd.)</u>							
Illinois Central College	Ind.	193 ft 400 pt	1977	1977	2	1	7/31/83
Illinois Valley Community College	AFT	67 ft	1966	1966	2	1	8/87
John A. Logan College	NEA	50 ft	1972	1972	2	1	8/31/84
Joliet Junior College	AFT	157 ft	1967	1967	2	1	8/15/86
Kankakee Community College	AFT	52	1984	---	2	1	
Lake Land College	AFT	104 ft	1968	1970	2	1	8/19/86
Lewis and Clark Community College	NEA	72 ft	1979	1979	2	1	6/30/82
McHenry County College	NEA	55 ft	1971	1972	2	1	6/30/87
Moraine Valley Community College	AFT	180	1972	1972	2	1	6/30/86
o Support Staff	CCCTU/AFT	196	1984	1984	2	1	6/30/86
Morton College	AFT	63 ft 200 pt	1967		2	1	8/18/86
Prairie State College	AFT	99 ft	1969	1969	2	1	6/82
Rend Lake College	AFT	54	1985	---	2	1	
Sauk Valley College	NEA	64 ft	1969	1970	2	1	6/30/84
*State Community College	AFT	42	1983	---	2	1	
Thornton Community College	AFT	138 ft	1971	1972	2	1	8/15/86

Institution	Bargaining Agent+	Unit Size	Cur. Agent Elected	Initial Contract++	2/4 Yr. College Campuses#	No. of Contract Expiration
<b>ILLINOIS (Cont'd.)</b>						
Triton College	AFT.	226 ft	1973		2	1 6/30/87
Waubonsee Community College	AFT	73	1968	1970	2	1 6/8/86
William Rainey Harper College	AFT	200	1976		2	1 8/15/86
<b>IOWA</b>						
Des Moines Area Community College	NEA	221 f/pt	1976	1976	2	3 6/30/86
Ankeny Campus					2	
Boone Campus					2	
Urban Campus					2	
Campus Center:					2	
Western Attendance Cntr.					2	
Eastern Iowa Community College District IX	NEA	151 f/pt	1975	1976	2	3 8/13/87
Clinton C.G.					2	
Muscatin C.G.					2	
Scott C.G.					2	
Hawkeye Institute of Technology	NEA	118 ft	1980	1981	2	1 6/30/84
Iowa Central Community College	NEA	100 ft	1975	1976	2	1 6/30/85

Institution	Bargaining Agent+	Unit Size	Cur. Agent Elected	Initial Contract**	2/4 Yr. College Campuses#	No. of Contract Expiration
<b>IOWA (Cont'd.)</b>						
Iowa Lakes Community College	NEA	87 f/pt	1975	1976	2	2 6/30/82
Main Campus					2	
South Campus					2	
Iowa Western Community College	NEA	111 ft	1975	1976	2	1 8/27/86
Kirkwood Community College	NEA	178 f/pt	1975	1976	2	1 8/29/87
Northwest Iowa Technical Institute (Area I)	NEA	72 ft 11 pt	1975	1976	2	2 8/15/86
Calmar Campus					2	
Peosta Campus					2	
Northwest Iowa Technical College (Area IV)	NEA	37 ft	1975	1976	2	1 6/30/86
Southeastern Community College	NEA	75 ft	1975	1976	2	2 6/30/82
North Campus					2	
South Campus					2	
Southwestern Community College	NEA	37 f/pt	1975	1976	2	1 7/31/86
*University of Dubuque	NEA	46 f/pt	1973	1973	4	1 8/84

Institution	Bargaining Agent+	Unit Size	Cur. Agent Elected	Initial Contract++	2/4 Yr. College	No. of Campuses#	Contract Expiration
<b>IOWA (Cont'd.)</b>							
*University of Dubuque Seminary	NEA	13	1973	1974	2	1	8/31/85
University of Northern Iowa	NEA (AAUP/NEA 1976)	580 f/pt	1980	1977	4	1	6/30/83
Western Iowa Technical Community College	NEA	77 ft	1976	1978	2	1	6/30/86
<b>KANSAS</b>							
Butler County Community College	NEA	80 ft	1971	1971	2	1	7/31/85
Cloud County Community College	NEA	45 ft	1970	1973	2	1	6/86
Colby Community College	Ind.	49 ft	1972	1975	2	1	5/14/82
Coffeyville Community College	Ind. (NEA 1980)	35	1982	---	2	1	6/30/84
Cowley County Community College	NEA	44	1969	1970	2	1	5/85 (Memo of Understanding)
Dodge City Community College	Ind.	49 ft	1974	---	2	1	6/30/86

Institution	Bargaining Agent+	Unit Size	Cur. Agent Elected	Initial Contract++	2/4 Yr. College	No. of Campuses#	Contract Expiration
<b>KANSAS (Cont'd.)</b>							
Fort Scott Community College	NEA	37	1974	2	1	1	6/30/82
Garden City Community College	NEA	65 ft	1971	1973	2	1	6/86
Hutchinson Community College	NEA	80 f/pt	1969	1969	2	1	6/30/84
Independence Community College	NEA	30	1970	1970	2	1	6/82
Johnson County Community College	NEA	196 ft	1980	1981	2	1	6/30/86
Kansas City Community College	NEA	94 ft	1971	1971	2	1	6/30/87
Labette Community College	NEA	35	1970	1970	2	1	8/86
Pittsburg State University	NEA	210	1974	1978	4	1	6/30/86
Pratt Community College	NEA	30	1977	1977	2	1	6/30/83

Institution	Bargaining Agent+	Unit Size	Cur. Agent Elected	Initial Contract++	2/4 Yr. College	No. of Campuses#	Contract Expiration
<b>MAINE</b>							
Maine Vocational Technical Institute	NEA/MTA	520		1971	2	6	6/30/86
Central Maine Voc. Tech. Institute					2		
Eastern Maine Voc. Tech. Institute					2		
Kennebec Valley Voc. Tech. Institute					2		
Northern Maine Voc. Tech. Institute					2		
Southern Maine Voc. Tech. Institute					2		
Washington Cnty Voc. Tech. Institute					2		
University of Maine	NEA	1,200 ft	1978	1979	4	7	6/30/87
Univ. of Maine-Augusta					4		
Univ. of Maine-Farmington					4		
Univ. of Maine-Fort Kent					4		
Univ. of Maine-Machias					4		
Univ. of Maine-Orono					4		
Univ. of Maine-Presque Isle					4		
Univ. of Southern Maine					4		

**MARYLAND**

Community College of Baltimore	AFT	167 ft	1969	1970	2	2	6/30/86
--------------------------------	-----	--------	------	------	---	---	---------

Institution	Bargaining Agent+	Unit Size	Cur. Agent Elected	Initial Contract++	2/4 Yr. College Campuses#	No. of Contract Expiration
Community College of Baltimore (Cont'd.)						
Harbor Campus					2	
Liberty Campus					2	
Montgomery College	AAUP	370	1980	1982	2	3 8/21/85
Germantown Campus					2	
Rockville Campus					2	
Takoma Park Campus					2	
Towson State University	AAUP	500	1973		4	1 Informal agreement

MASSACHUSETTS

*Becker Junior College	AFT	22	1974	1975	2	2 6/30/83
Leicester Col.					2	
Worcester Col.					2	
*Berklee College of Music	AFT	151 ft	1985	---	4	1
o Part-time	AFT	54 pt	1985	---	4	1
Y*Curry College <sup>20</sup>	AAUP	64 ft 25 pt	1979	1981	4	1 8/31/86
*Emerson College	AAUP	82 ft	1975	1976	4	1 8/31/87
*Endicott College	NEA	39 ft	1973	1974	2	1 9/1/86
*Laboure College	NEA	23 ft	1975	1979	2	1 6/30/87

Institution	Bargaining Agent+	Unit Size	Cur. Agent Elected	Initial Contract++	2/4 Yr. College	No. of Campuses#	Contract Expiration
Board of Regents of Higher Ed.						15	6/30/86
Massachusetts Community College System	NEA/MTA/MCGC	1,600	1976	1976	2		
Berkshire C.C.					2		
Blue Hills C.C.					2		
Bristol C.C.					2		
Bunker Hill C.C.					2		
Cape Cod C.C.					2		
Greenfield C.C.					2		
Holyoke C.C.					2		
Mass. Bay C.C.					2		
Massasoit C.C.					2		
Middlesex C.C.					2		
Mt. Wachusett C.C.					2		
North Shore C.C.					2		
Northern Essex C.C.					2		
Quincy Jr. Col.					2		
Quinsigmond C.C.					2		
Roxbury C.C.					2		
Springfield Tech. C.C.					2		
Massachusetts State Colleges	NEA/MTA	1,535	1977	1979	4	9	6/30/86
Bridgewater St. Col.					4		
Fitchburg St. Col.					4		
Framingham St. Col.					4		
Mass. College of Art					4		
Mass. Maritime Academy					4		
North Adams St. Col.					4		
Salem St. Col.					4		
Westfield St. Col.					4		
Worcester St. Col.					4		



Institution	Bargaining Agent+	Unit Size	Cur. Agent Elected	Initial Contract++	2/4 Yr. College	No. of Campuses#	Contract Expiration
-------------	-------------------	-----------	--------------------	--------------------	-----------------	------------------	---------------------

**MASSACHUSETTS (Cont'd.)**

Y*Simon's Rock of Bard College	AFT (SRFBC/AAUP) 1980	30	1984	1981	4	1	
Southeastern Massachusetts University	AFT	300	1970	1970	4	1	6/30/86
o Part-time and Visiting Lecturers	AFT	38	1985	---	4	1	
University of Lowell	MSP/MTA/NEA	425 ft	1970		4	1	6/30/83

**University of Massachusetts<sup>24</sup>**

Amherst Campus	NEA	1,643	1977	1978	4	2	6/30/83
Boston Campus					4		
					4		
*Wentworth Institute of Technology	AFT	118	1973	1976	4	1	8/31/86

**MICHIGAN**

Y*Adrian College	NEA	56	1975	1977	4	1	8/31/86
Alpena Community College	NEA	54	1965	1965	2	1	8/21/88
*Baker Junior College of Business	NEA	20 ft	1978	1978	2	1	8/31/82
Bay de Noc Community College	NEA (Ind. 1971)	46 ft	1973	1971	2	1	8/30/86

Institution	Bargaining Agent+	Unit Size	Cur. Agent Elected	Initial Contract++	2/4 Yr. College Campuses#	No. of Contract Expiration
<b>MICHIGAN (Cont'd.)</b>						
Central Michigan University	NEA (NEA 1969)	570	1977	1970	4	1 6/30/87
*Detroit College of Business	NEA (Ind. 1971)	22 ft	1973	1971	4	1 6/30/86
Eastern Michigan University	AAUP	600 ft	1974	1974	4	1 8/31/87
Ferris State College	NEA	507 ft	1973	1973	4	1 6/30/87
Glen Oaks Community College	NEA	28 ft	1968	1968	2	1 8/31/83
Gogebic Community College	NEA	48	1965	1965	2	1 8/15/86
Grand Rapids Junior College	Ind.	320	1965	1965	2	1 8/21/83
Henry Ford Community College	AFT	212	1965	1966	2	2 8/31/85
Dearborn Hts. Campus Main Campus					2	2
Campus Center Miller-Searle Cntr.					2	2
Highland Park Community College	AFT	400	1966	1967	2	1 6/30/82

Institution	Bargaining Agent+	Unit Size	Cur. Agent Elected	Initial Contract++	2/4 Yr. College Campuses#	No. of Contract Expiration
<b>MICHIGAN (Cont'd.)</b>						
Jackson Community College	NEA	120 ft	1965	1966	2	1 8/31/87
Kalamazoo Valley Community College	NEA	94	1969	1969	2	1 5/31/86
Kellogg Community College	NEA (AFT 1967)	90 ft	1968	1968	2	1 8/30/86
Y*Kendall School of Design	NEA	50	1974	---	3/4	1
Kirtland Community College	AFT (Ind. 1969, NEA 1973)	16 ft	1985	1971	2	1 6/30/82
Lake Superior State College	NEA	102 ft	1978	1978	4	1 9/1/86
Lansing Community College	NEA	900 f/pt	1968	1969	2	1 9/16/87
o Administrative Assn.	Ind.	60 ft	1977	1978	2	1 6/30/88
Macomb County Community College	Ind.	360 ft	1966	1967	2	2 8/13/88
Center Campus					2	
South Campus					2	
Mid-Michigan Community College	MEA/NEA	40 ft	1968	1968	2	1 8/23/88

Institution	Bargaining Agent+	Unit Size	Cur. Agent Elected	Initial Contract++	2/4 Yr. College Campuses#	No. of	Contract Expiration
<b>MICHIGAN (Cont'd.)</b>							
Monroe County Community College	NEA	52 ft	1973	1969	2	1	8/31/86
Montcalm Community College	NEA	25 ft	1968	1968	2	1	8/5/88
Mott Community College	NEA	206	1966	1966	2	1	8/15/86
Muskegon Community College	NEA	125 ft	1965	1967	2	1	8/31/85
North Central Michigan College	NEA	35	1980	1981	2	1	8/31/84
Northern Michigan University	AAUP	283 ft	1975	1976	4	1	6/30/87
o Skills Center Instructors	NEA	37	1980		2	1	8/24/86
Oakland Community College	NEA/MEA	301	1971	1966	2	4	8/31/86
Auburn Hills Campus					2		
Highland Lakes Campus					2		
Orchard Ridge Campus					2		
Southeast Campus					2		
Oakland University	AAUP	330 ft	1970	1971	4	1	8/14/88
Saginaw Valley State College	NEA	97 ft	1972	1972	4	1	6/30/87
St. Clair County Community College	NEA	98	1968	1970	2	1	8/30/88
Schoolcraft College	NEA	160	1972	1968	2	1	9/86

Institution	Bargaining Agent+	Unit Size	Cur. Agent Elected	Initial Contract**	2/4 Yr. College Campuses#	No. of Contract Expiration
<b>MICHIGAN (Cont'd.)</b>						
*University of Detroit	NEA	167 ft	1975	1977	4	1 8/15/86
University of Michigan Teaching Assistants	AFT	1,800	1976	1976	4	3 3/15/86
Ann Arbor					4	
Dearborn					4	
Flint					4	
Washtenaw Community College	NEA	169 ft	1966	1967	2	1 8/31/87
Wayne County Community College	AFT	198 ft 637 pt	1970	1970	2	3 8/31/87
Downriver Region					2	
Eastern Region					2	
Northwestern Region					2	
o Administrative Unit	Ind.	---	---	---	2	3 1986
Wayne State University	AAUP	1,375 f/pt	1972	1972	4	1 7/31/86
West Shore Community College	NEA (Ind. 1970)	28 ft 41 pt	1984	1970	2	1 8/20/86
Western Michigan University	AAUP	780 f/pt	1975	1976	4	1 9/6/87

Institution	Bargaining Agent+	Unit Size	Cur. Agent Elected	Initial Contract++	2/4 Yr. College	No. of Campuses#	Contract Expiration
<b>MINNESOTA</b>							
Minnesota Community College System	NEA	1,500	1972	1973	2	18	6/30/87
Anoka-Ramsey C.C.					2		
Arrowhead C.C. District					2		
Hibbing C.C.					2		
Itasca C.C.					2		
Mesabi C.C.					2		
Rainy River C.C.					2		
Vermilion C.C.					2		
Austin C.C.					2		
Clearwater C.C. District					2		
Brainerd C.C.					2		
Fergus Falls C.C.					2		
Northland C.C.					2		
Inver Hills C.C.					2		
Lakewood C.C.					2		
Minneapolis C.C.					2		
Normandale C.C.					2		
North Hennepin C.C.					2		
Rochester C.C.					2		
Willmar C.C.					2		
Worthington C.C.					2		
Minnesota State University System	NEA/IFO/MEA	2,250	1975	1976	4	7	6/30/85
Bemidji St. Univ.					4		
Mankato St. Univ.					4		
Metropolitan St. Univ.					4		
Moorhead St. Univ.					4		
Saint Cloud St. Univ.					4		
Southwest St. Univ.					4		
Winona St. Univ.					4		
University of Minnesota	NEA	320	---	1982	2/4	5 <sup>25</sup>	6/30/87

Institution	Bargaining Agent+	Unit Size	Cur. Agent Elected	Initial Contract++	2/4 Yr. College Campuses#	No. of Contract Expiration
University of Minnesota (Cont'd.)						
Duluth Campus			1980		4	
Waseca Campus			1981		2	

MISSOURI

*Park College	AFT	35	1976	1977	4	1	4/30/82
St. Louis Community College	NEA	512 ft	1978	1983	2	3	6/30/85
Florissant Valley					2		
Forest Park					2		
Meramec					2		

MONTANA

Dawson Community College	AFT	25 f/pt	1975	1975	2	1	6/30/86
Eastern Montana College	AAUP (AAUP/AFT 1975)	144 f/pt	1978	1976	4	1	6/30/85
Miles Community College	Ind.	26	1973		2	1	6/30/85

Institution	Bargaining Agent+	Unit Size	Cur. Agent Elected	Initial Contract++	2/4 Yr. College	No. of Campuses#	Contract Expiration
<b>MONTANA (Cont'd.)</b>							
Northern Montana College	AFT (NEA 1975)	85	1979	1976	4	1	6/30/85
University of Montana	AFT	462 f/pt	1978	1979	4	1	6/30/87
Western Montana College	AFT (NEA 1975)	44 ft	1983	1975	4	1	6/30/85

**NEBRASKA**

Central Community College	NEA	122	1976	1976	2	3	8/14/86
Columbus-Region 1					2		
Grand Island-Region 2					2		
Hastings-Region 3					2		
Metropolitan Technical Community College	NEA	125 ft	1974	1974	2	3	6/30/87
Elkhorn Valley Main Campus					2		
South Campus					2		
Mid-Plains Technical Community College Area	NEA	85	1976	1976	2	2	1986
McCook					2		
North Platte					2		



Institution	Bargaining Agent+	Unit Size	Cur. Agent Elected	Initial Contract++	2/4 Yr. College	No. of Campuses#	Contract Expiration
<b>NEBRASKA (Cont'd.)</b>							
Nebraska State Colleges	SCEA/NEA	400	1972		4	4	6/31/86
Chadron St. Col.					4		
Kearney St. Col.					4		
Peru St. Col.					4		
Wayne St. Col.					4		
<b>Southeast Technical Community College</b>							
	NEA	175		1975	2	4	6/30/86
Beatrice Campus					2		
Fairbury Campus					2		
Lincoln Campus					2		
Milford Campus					2		
<b>University of Nebraska (Omaha)</b>							
	AAUP	400	1979	1981 <sup>27</sup>	4	1	6/30/85
<b>University of Nebraska College of Law (Lincoln)</b>							
(See also "No Agent" Listing)	Ind.	25	1976	---	4	1	
<b>Western Technical Community College Area</b>							
	NEA	70	1976	---	2	2	8/31/87
Neb. Western Col.-Scottsbluff					2		
Western Neb. Tech. Col.-Sidney					2		

Institution	Bargaining Agent+	Unit Size	Cur. Agent Elected	Initial Contract++	2/4 Yr. College Campuses#	No. of Campuses#	Contract Expiration
<b>NEW HAMPSHIRE</b>							
*Franklin Pierce College	AFT	58 f/pt	1974	1974	4	1	8/31/85
Keene State College <sup>28</sup>	NEA	156 ft	1977	1979	4	1	6/30/87
<b>NEW JERSEY</b>							
Atlantic Community College	NEA	109	1968	1970	2	1	6/30/87
Bergen Community College	NEA	245 ft	1968	1969	2	1	6/30/88
*Bloomfield College	AAUP	50 f/pt	1973	1975	4	1	6/30/87
Brookdale Community College	NEA	185	1971	1974	2	1	6/30/83
Burlington County College	NEA	105	1970	1971	2	1	6/30/87
Camden County College	NEA (NEA 1968; AFT 1972)	96	1980		2	1	6/30/84
Main Campus-Blackwood					2		
Campus Center Camden					2		

Institution	Bargaining Agent+	Unit Size	Cur. Agent Elected	Initial Contract++	2/4 Yr. College	No. of Campuses#	Contract Expiration
<b>NEW JERSEY (Cont'd.)</b>							
County College of Morris	NEA (Ind. 1974)	180	1975	1975	2	1	8/31/86
Cumberland County College	NEA	47	1968	1969	2	1	6/30/85
Essex County College	NEA	168	1968	1970	2	1	8/30/87
*Fairleigh Dickinson University	AAUP	495 f/pt	1974	1975	2/4	4	8/31/86
Edward Williams Col. Florhan-Madison Campus Rutherford Campus Teaneck Campus						2 4 4 4	
Gloucester County College	AFT (NEA 1968)	74 ft	1972	1969	2	1	6/30/87
Mercer County Community College	NEA	127 ft	1970	1971	2	1	6/30/83
Main Campus					2		
Campus Center Kerney Center					2		
o Technical Assistants	AFT		1980	---	2	1	6/30/83
Middlesex County College	AFT	250	1968	1968	2	1	6/30/88
*Monmouth College	AAUP (NEA 1971)	132 ft	1978	1971	4	1	6/30/86

Institution	Bargaining Agent+	Unit Size	Cur. Agent Elected	Initial Contract++	2/4 Yr. College	No. of Campuses#	Contract Expiration
<b>NEW JERSEY (Cont'd.)</b>							
New Jersey Institute of Technology	Ind.	315	1970	1971	4	1	6/30/86
New Jersey State College System	AFT (NEA 1969)	3,200	1972	1970	4	8	6/30/86
Glassboro St. Col.					4		
Jersey City St. Col.					4		
Kean Col. of New Jersey					4		
Montclair St. Col.					4		
Ramapo Col. of New Jersey					4		
Stockton St. Col.					4		
Trenton St. Col.					4		
William Paterson Col. of NJ					4		
Ocean County College	NEA	101 ft	1968	1968	2	1	8/31/87
Passaic County Community College	NEA	54 ft	1972	1972	2	1	8/20/84
*Rider College	AAUP	248 f/pt	1973	1974	4	1	8/31/88
Rutgers State University of New Jersey	AAUP	2,516 1,150(TA)	1970	1971	4	3	6/30/86
Camden Campus					4		
New Brunswick Campus					4		
Newark Campus					4		
o Part-time	Ind.	80	1978		4	3	
Salem Community College	NEA	32	1975	1976	2	1	6/30/82

Institution	Bargaining Agent+	Unit Size	Cur. Agent Elected	Initial Contract++	2/4 Yr. College Campuses#	No. of Contract Expiration
<b>NEW JERSEY (Cont'd.)</b>						
Somerset County College	AFT (NEA)	92	1973	2	1	6/30/87
*Union County College <sup>29</sup>	AAUP	180 ft	1974	1975	2	2 8/31/86
Main Campus-Cranford					2	
Scotch Plains Campus					2	
Campus Center					2	
Elizabeth Skills Center						
University of Medicine and Dentistry of New Jersey	AAUP	969 ft	1972	1973	4	5 6/30/86
Grad. School of Biomedical Sciences					4	
New Jersey Dental School					4	
New Jersey Medical School					4	
New Jersey School of Osteopathic Medicine					4	
Rutgers Medical School					4	
<b>NEW YORK</b>						
*Adelphi University <sup>30</sup>	AAUP	540 f/pt	1972	1973	4	1 8/31/87

Institution	Bargaining Agent+	Unit Size	Cur. Agent Elected	Initial Contract++	2/4 Yr. College	No. of Campuses#	Contract Expiration
<b>NEW YORK (Cont'd.)</b>							
Adirondack Community College	NEA (ACCF 1970; 31 AFT 1978)	100	1985	1970	2	1	8/31/86
*Bard College	AAUP	65	1972	1973	4	1	6/30/86
Broome Community College	NYEA/NEA (AFT 1969)	208	1979	1969	2	1	8/31/86
Cayuga County Community College	NYEA/NEA (NEA 1970; ACCF 1972)	85 ft	1978	1970	2	1	8/31/86
City University of New York	PSC/AAUP AFT <sup>32</sup>	9,525 ft 4,996 pt	1969	1969	2/4	20	8/31/87
Baruch College					4		
Bor. of Manhattan C.C.					2		
Bronx C.C.					2		
Brooklyn College					4		
City College					4		
College of Staten Island					2/4		
. St. George's Campus					2		
. Sunnyside Campus					4		
Grad. School & Univ. Center					4		
Hostos C.C.					2		
Hunter College					4		
John Jay Col. of Criminal Justice					4		
Kingsborough C.C.					2		

Institution	Bargaining Agent+	Unit Size	Cur. Agent Elected	Initial Contract++	2/4 Yr. College Campuses#	No. of Campuses#	Contract Expiration
City University of New York (Cont'd.)							
LaGuardia C.C.					2		
Lehman College					4		
Medgar Evers College					4		
Mt. Sinai School of Medicine					4		
New York City Tech. College					2		
Queens College					4		
Queensborough C.C.					2		
York College					4		
Clinton Community College	NYEA/NEA (ACCF 1972)	55 ft	1978	1973	2	1	8/31/86
Columbia Greene Community College	NYEA/NEA (NYSUT/AFT 1971)	44 f/pt	1979	1971	2	1	8/31/85
Community College of the Finger Lakes	NYEA/NEA (ACCF 1974)	111 ft	1978	1975	2	1	8/31/86
Cornell University ILR <sup>33</sup>	NYSUT	200 pt	1981	1981	4	2	8/31/86
Long Island Campus New York City Campus					4	4	
*Culinary Institute of America	Ind.	90	1979	1979	2	1	5/31/86

Institution	Bargaining Agent+	Unit Size	Cur. Agent Elected	Initial Contract++	2/4 Yr. College	No. of Campuses#	Contract Expiration
<b>NEW YORK (Cont'd.)</b>							
*Dowling College <sup>34</sup>	NYSUT/AFT (AAUP 1969)	64	1978	1979	4	1	8/31/88
Dutchess Community College	NYSUT/AFT	209	1968	1969	2	1	8/31/87
o Adjunct	NYSUT/AFT	250	1985	---	2	1	
*D'Youville College	AAUP	69 ft	1976	1977	4	1	8/31/85
Erie Community College	NYEA/NEA (NEA 1971; ACCF 1972)	467	1978	1978	2	3	8/31/85
City Campus					2		
North Campus					2		
South Campus					2		
Fashion Institute of Technology	AFT (NYSUT/ AFT)	200 500-Adjunct 319 ft-staff 85 pt-staff <sup>35</sup>	1976	1967	2	1	8/31/87
*Fordham University Law School (See also "No Agent" Listing)	Ind.	26	1971	---	4	1	
Fulton-Montgomery Community College	NYEA/NEA (NEA 1969; ACCF 1972)	70 ft	1978	1969	2	1	8/31/86
Genesee Community College	NYEA/NEA (NEA 1970; ACCF 1972)	103 ft	1978	1970	2	1	8/31/88



Institution	Bargaining Agent+	Unit Size	Cur. Agent Elected	Initial Contract++	2/4 Yr. College Campuses#	No. of Campuses#	Contract Expiration
<b>NEW YORK (Cont'd.)</b>							
Herkimer County Community College	Ind.	67	1975	1977	2	1	8/31/85
Hofstra University	AAUP	360 f/pt	1973	1974	4	1	8/31/88
Hudson Valley Community College	Ind. (NYEA/NEA NEA 1969; ACCF 1972)	225 ft	1983	1969	2	1	Contract extended 1986-wage reopener
Hudson Valley C.C.					2		
53 Campus Center Cptl District Educational Opportunity Center					2		
Jamestown Community College	Ind. (NEA 1970)	120	1972	1970	2	1	8/31/86
Main Campus					2		
Campus Center Cattaraugus Center					2		
Jefferson Community College	NYEA/NEA	70 ft	1975	1969	2	1	8/31/88
Y*Long Island University- Brooklyn Center	AFT/NYSUT (AFT 1970)	250	1976	1972	2	1	8/31/88
Y* o College of Pharmacy	AAUP	30	1978	1979	4	1	10/31/86

Institution	Bargaining Agent+	Unit Size	Cur. Agent Elected	Initial Contract++	2/4 Yr. College	No. of Campuses#	Contract Expiration
<b>NEW YORK (Cont'd.)</b>							
Y*Long Island University-- C.W. Post Center	AFT (NYSUT (1973))	350	1976	1975	4	1	8/31/88
o Adjunct Faculty	NYEA/NEA	1,000	1978	1979	4	1	10/31/83
Y*Long Island University-- Southampton Center	AFT (NYSUT 1973)	72	1976	1975	4	1	8/31/88
*Marymount College	AAUP	60	1976	1977	4	1	8/31/88
Mohawk Valley Community College	NYSUT/AFT	140 ft	1972	1972	2	1	8/31/84
Monroe Community College	NYSUT/AFT	360 f/pt		1968	2	1	8/31/87
Nassau Community College	NYSUT/AFT (Ind.)	500	1976	1969	2	1	8/31/88
o Adjunct Faculty	NYSUT/AFT	700	1973	1974	2	1	8/31/80
*New York Institute of Technology	AAUP	250	1970	1971	4	2	8/31/86
New York City Campus Old Westbury--Main Campus					4	4	

Institution	Bargaining Agent+	Unit Size	Cur. Agent Elected	Initial Contract++	2/4 Yr. College Campuses#	No. of Contract Expiration
<b>NEW YORK (Cont'd.)</b>						
*New York University Law School (See also "No Agent" Listing)	Ind.		1973	---	4	1
Niagara County Community College	NYEA/NEA (ACCF)	150	1978	1969	2	1 8/31/86
*Niagara University	Ind.		1975	1979	4	1 8/31/82
North Country Community College	NYEA/NEA (NEA 1969; ACCF 1972)	50 ft	1978	1970	2	1 8/31/90
Onondaga Community College	NYSUT/AFT	200	1967		2	1 8/31/83
o Adjunct	NYSUT/AFT	230	1985	---	2	1
Orange County Community College	NYEA/NEA (NEA 1969; ACCF 1972)	125	1978	1969	2	1 8/31/84
o Staff & Chairmen	Ind.	55	1969	1969	2	1 8/31/84
Y*Parson's School of Design	NYSUT/AFT	200	1983	---	4	1

Institution	Bargaining Agent+	Unit Size	Cur. Agent Elected	Initial Contract++	2/4 Yr. College Campuses#	No. of Contract Expiration
<b>NEW YORK (Cont'd.)</b>						
Y*Pratt Institute	AFT (AFT 1971; NYSUT)	120 ft 350 pt	1971	1972	4 3	8/31/86
Brooklyn Pratt Manhattan Center Pratt Phoenix Center					4 4 4	
Rockland Community College	NYSUT/AFT	145	1969		2 1	8/31/81
*St. John's University	AAUP/Ind.	555 ft 303 pt	1970		4 2	8/31/87
Queens Staten Island					4 4	
Schenectady County Community College	NYEA/NEA (NEA 1970; ACCF 1972)	51 ft	1978	1971	2 1	8/31/88
State University of New York	UUP/ <sup>36</sup> AFT (NYSUT 1971; UUP/AFT 1976)	16,200 ft	1978	1971	2/4 34	6/30/85
Agriculture & Technical Cols. Alfred Canton Cobleskill Delhi Farmingdale Morrisville					2 2 2 2 2 2 2	

Institution	Bargaining Agent+	Unit Size	Cur. Agent Elected	Initial Contract++	2/4 Yr. College Campuses#	Contract Expiration
State University of New York (Cont'd.)						
Coll. of Agric. and Life Sci. at Cornell Univ.					4	
Coll. of Ceramics at Alfred Univ.					4	
Coll. of Environmental Sci. and Forestry at Syracuse					4	
Col. of Human Ecology at Cornell Univ.					4	
Coll. of Technology at Utica/Rome					4	
Coll. of Veterinary Med. at Cornell Univ.					4	
Empire State College					4	
Maritime Coll. at Fort Schuyler					4	
School of Indus. & Labor Rels. at Cornell Univ.					4	
State University Colleges					4	
Brockport					4	
Buffalo					4	
Cortland					4	
Fredonia					4	
Geneseo					4	
New Paltz					4	
Old Westbury					4	
Oneonta					4	
Oswego					4	
Plattsburgh					4	
Potsdam					4	
Purchase					4	
State University of New York					4	
Albany					4	
Binghamton					4	

Institution	Bargaining Agent+	Unit Size	Cur. Agent Elected	Initial Contract++	2/4 Yr. College	No. of Campuses#	Contract Expiration
State University of New York (Cont'd.)							
Buffalo (& Hlth. Sci. Center)					4		
Stony Brook (& Hlth. Sci. Center)					4		
Medical Centers					4		
Coll. of Optometry at New York City					4		
Downstate Med. Center at Brooklyn					4		
Upstate Med. Center at Syracuse					4		
Suffolk County Community College	NYSUT/AFT	430	1970	1970	2	3	8/31/84
Eastern Campus (Riverhead)					2		
Selden Campus					2		
Western Campus (Brentwood)					2		
o Guild of Administrative Offices	AFSCME	80	1970	1970	2	3	8/31/84
Sullivan County Community College	NEA (ACCF 1974)	112	1978	1976	2	1	8/31/83
o Professional Staff	NEA				2	1	8/31/83
*Taylor Business Institute	AFT	65	1969	1970	2	1	6/85
Tompkins-Cortland Community College	NYEA	78	1982	1983	2	1	1986

Institution	Bargaining Agent+	Unit Size	Cur. Agent Elected	Initial Contract++	2/4 Yr. College	No. of Campuses#	Contract Expiration
<b>NEW YORK (Cont'd.)</b>							
*Trocaire College	Ind.	55 ft 10 pt	1974	1981	2	1	1983
Ulster County Community College	NYEA/NEA (NEA 1970; ACCF 1972)	90	1978	1970	2	1	8/31/86
o Administrative Staff	OPAP(Ind)	---	---	1980	2	1	8/31/87
<b>U.S. Merchant Marine Academy</b>							
	AFGE	75	1978	1968	4	1	1974
<b>*Utica College of Syracuse University</b>							
	AAUP	105 ft	1976	1977	4	1	8/31/87
<b>*Vassar College (Nurses)</b>							
	CWA	23	1985	---	4	1	
<b>Westchester Community College</b>							
	NYSUT/AFT	210	1969	1969	2	1	8/31/85
<b>OHIO</b>							
<b>Central State University</b>							
	AAUP	90	1985	1985	4	1	12/88
<b>Cuyahoga Community College District</b>							
	AAUP	310 ft	1977	1979	2	3	9/1/86
<b>Eastern Campus</b>							
					2		
<b>Metropolitan Campus</b>							
					2		
<b>Western Campus</b>							
					2		

Institution	Bargaining Agent+	Unit Size	Cur. Agent Elected	Initial Contract++	2/4 Yr. College Campuses#	No. of Campuses#	Contract Expiration
<u>OHIO (Cont'd.)</u>							
*Dyke College	AFT	19 ft	1975	1976	4	1	8/31/85
Edison State College	NEA	43	---	---	2	1	
Jefferson Technical College	NEA	46	1985	---	2	1	
Kent State University	AAUP <sup>37</sup> (AAUP/NEA 1975)	800 ft	1979	1978	2/4	7	9/16/87
Ashtabula Regional Campus					2		
East Liverpool Regional Campus					2		
Main Campus					4		
Salem Regional Campus					2		
Stark County Regional Campus					2		
Trumbull Regional Campus					2		
Tuscarawas Regional Campus					2		
Lakeland Community College	NEA	114 ft	1978	1978	2	1	8/31/86
Northwest Technical College	NEA	26	1975	1973	2	1	8/31/88
*Rio Grande College	Ind.	76	1976		4	1	Salaries Only-6/85 Tenure - 9/87
Shawnee State Community College	NEA	78 ft 68 Spt	1975	1976	2	1	6/30/83



Institution	Bargaining Agent+	Unit Size	Cur. Agent Elected	Initial Contract++	2/4 Yr. College	No. of Campuses#	Contract Expiration
<b>OHIO (Cont'd.)</b>							
Southern State Technical College	NEA	38	1985	----	2	1	
Terra Technical College	NEA	67	1985	---	2	1	
University of Cincinnati Main Campus-University Col.	AAUP	1,575	1975	1976	2/4 4	4	8/31/86
Campus Centers							
Clermont General & Tech. College					2		
College of Applied Science					2		
Raymond Walters College					2		
Y*Wilberforce University	AAUP	49 ft	1979	1979	4	1	8/31/86
Youngstown State University	NEA	410 ft	1972	1973	2/4	1	6/14/86
<b>OREGON</b>							
Blue Mountain Community College	NEA	70 ft	1975	1976	2	1	6/30/86
Central Oregon Community College	Ind. 1985 <sup>38</sup> (Ind. 1975) (NEA 1979)	68 ft 5 pt	1985	1977	2	1	6/30/86
Chemeketa Community College	NEA	222 f/pt	1974	1974	2	1	6/30/85
Clackamas Community College	NEA/OEA	157 ft	1975	1973	2	1	6/30/87

Institution	Bargaining Agent+	Unit Size	Cur. Agent Elected	Initial Contract++	2/4 Yr. College Campuses#	No. of Campuses#	Contract Expiration
<b>OREGON (Cont'd.)</b>							
Clatsop Community College	NEA	37 ft	1975	1975	2	1	6/30/87
Lane Community College	NEA	289 ft	1974	1974	2	1	6/30/86
Mount Hood Community College	Ind.	161 ft	1975	1976	2	1	8/31/88
o Part-time	OEA	400	1982	---	2	1	
Portland Community College	OFT/AFT	369	1974	1975	2	3	8/31/86
Cascade Campus					2		
Rock Creek Campus					2		
Sylvania Campus					2		
Campus Centers					2		
Ross Island Center					2		
Southeast Center					2		
Stadium Center					2		
o Part-time	OFT/AFT	800	1984	---	2	3	
Portland State University	AAUP	550	1978	1979	4	1	6/30/85
o Part-time	AFT	200	1978	1979	4	1	6/30/87
Rogue Community College	NEA	57 ft	1975	1975	2	1	6/30/84
Southern Oregon State College	Ind.	203 ft	1973	1975	4	1	6/30/85
o Summer Session	Ind.	100	1984	1984	4	1	8/31/86

Institution	Bargaining Agent+	Unit Size	Cur. Agent Elected	Initial Contract++	2/4 Yr. College Campuses#	No. of Contract Expiration
<b>OREGON (Cont'd.)</b>						
Southwestern Oregon Community College	AFT	65 f/pt	1974	1974	2	1 6/30/86
University of Oregon Graduate Teaching Fellows (See also "No Agent" Listing)	AFT	750	1977	1978	2	1 6/30/83
Western Oregon State College	AFT	200 f/pt	1977	1979	4	1 6/30/83
*Western States Chiropractic College	Ind./AFT	20 ft 6 pt	1978	1979	4	1 6/30/86
<b>PENNSYLVANIA</b>						
Antioch College	NEA	24	1980	---	4	1 ---
Bucks County Community College	AFT	186	1971	1972	2	1 8/15/86
Community College of Allegheny County	AFT	370 ft	1971	1972	2	4 8/25/86
Allegheny Campus					2	
Boyce Campus					2	
North Campus (Pittsburgh)					2	
South Campus (West Mifflin)					2	
Community College of Beaver County	NEA (AFT 1970)	54 ft	1973	1972	2	1 8/3/88

Institution	Bargaining Agent+	Unit Size	Cur. Agent Elected	Initial Contract++	2/4 Yr. College	No. of Campuses#	Contract Expiration
<b>PENNSYLVANIA (Cont'd.)</b>							
Community College of Philadelphia	AFT	366 ft	1970	1970	2	1	8/31/85
o Adjunct	AFT	600 pt	1978	1983	2	1	8/31/85
Delaware County Community College	NEA	100 ft	1974	1975	2	1	8/20/82
*Lackawanna Junior College	NEA	28 ft	1979		2	1	12/31/83
Lehigh County Community College	NEA	70 ft	1970	1972	2	1	8/31/85
Lincoln University	AAUP	80 ft	1972	1973	4	1	6/30/86
Luzerne County Community College	NEA	80 ft	1971	1971	2	1	8/31/85
Montgomery County Community College	PAFT/AFT (AAUP 1979)	155 ft	1982	1980	2	1	8/31/88
*Moore College of Art	AFT	40 ft 40 pt	1971	1971	4	1	8/31/85
Northampton County Area Community College	AFT	102	1976	1977	2	1	6/30/86
Pennsylvania State System of Higher Education	APSCUF/ AAUP/AFT (NEA 1971; Ind. 1977)	4,700 f/pt	1979	1971	4	14	6/30/87
Bloomsburg St. Col.						4	
California St. Col.						4	
Cheyney St. Col.						4	

Institution	Bargaining Agent+	Unit Size	Cur. Agent Elected	Initial Contract++	2/4 Yr. College Campuses#	No. of Campuses#	Contract Expiration
Pennsylvania State System of Higher Education (Cont'd.)							
Clarion St. Col.		4			4		
East Stroudsburg St. Col.		4			4		
Edinboro St. Col.		4			4		
Indiana Univ. of Penn.		4			4		
Kutztown St. Col.		4			4		
Lock Haven St. Col.		4			4		
Mansfield St. Col.		4			4		
Millersville St. Col.		4			4		
Shippensburg St. Col.		4			4		
Slippery Rock St. Col.		4			4		
West Chester St. Col.		4			4		
Reading Area Community College	AFT	35	1974	1975	2	1	6/30/85
*Robert Morris College	AFT	75 ft	1974	1975	4	1	4/12/83
*Spring Garden College	AFT	50 ft	1979	1979	4	1	8/31/84
Temple University	AAUP	1,052 ft	1972	1973	4	3	6/30/86
Ambler Campus		4			4		
Philadelphia Campus		4			4		
Tyler Sch. of Art Campus		4			4		
Temple University Law School	Ind.	39 ft	1973	1973	4	1	1982 Salaries Only
University of Pittsburgh Medical School	Ind.	587 ft 62 pt	1976	---	4	1	

(See also "No Agent" Listing)

Institution	Bargaining Agent+	Unit Size	Cur. Agent Elected	Initial Contract++	2/4 Yr. College Campuses#	No. of Campuses#	Contract Expiration
<b>PENNSYLVANIA (Cont'd.)</b>							
*University of Scranton	Ind.	160 ft 20 pt	1974	1974	4	1	8/19/83
Westmoreland County Community College	NEA	65 ft	1972	1972	2	1	6/30/88
Williamsport Area Community College	NEA	175 ft	1971	1972	2	2	8/87
North Campus Natural Resources					2	2	
<b>RHODE ISLAND</b>							
*Bryant College of Business Administration	AFT	98 ft 155 pt	1967	1967	4	1	7/31/86
Community College of Rhode Island	NEA	300 f/pt	1972	1972	2	2	6/30/83
Lincoln Campus Warwick Campus					2	2	
Rhode Island College	AFT	360 ft	1972	1972	4	1	1985
*Rhode Island School of Design	NEA	94 ft	1978	1979	4	1	6/30/84
o Adjunct	NEA	70 pt	1980		4	1	

Institution	Bargaining Agent+	Unit Size	Cur. Agent Elected	Initial Contract++	2/4 Yr. College Campuses#	No. of Campuses#	Contract Expiration
<b>RHODE ISLAND (Cont'd.)</b>							
*Roger Williams College	NEA	108 ft 44 pt	1972	1973	4	2	6/30/86
Bristol Campus Providence Branch					4 4		
University of Rhode Island	AAUP	699	1971	1972	4	1	6/30/85

**SOUTH DAKOTA**

*National College of Business	NEA	40 ft	1976	1977	4	1	8/31/87
South Dakota Board of Regents System	NEA	1,250 ft	1977	1979	4	8	6/30/84
Black Hills St. Col.					4		
Dakota St. Col.					4		
Main Campus-Vermillion					4		
Northern St. Col.					4		
S.D. School for the Deaf					4		
S.D. Sch. for the Visually Handicapped					4		
S.D. Sch. of Mines and Technol.					4		
S.D. State University					4		

Institution	Bargaining Agent+	Unit Size	Cur. Agent Elected	Initial Contract++	2/4 Yr. College	No. of Campuses#	Contract Expiration
<b>VERMONT</b>							
Vermont State Colleges	AFT	232	1973	1975	2/4	5	8/31/86
Castleton St. Col.					4		
C.C. of Vermont					2		
Johnson St. Col.					4		
Lyndon St. Col.					4		
Vermont Tech. Col.					2		

<b>VIRGINIA</b>							
*Marymount College of Virginia	NEA	51 f/pt	1975	1975	4	1	8/31/87

<b>WASHINGTON</b>							
Belleuve Community College	NEA	250 f/pt	1972		2	1	8/31/86
Big Bend Community College	WEA/NEA (Ind./NEA 1965, AFT 1975)	50	1980	1972	2	1	6/86
Clark College	NEA (Ind.)	65	1974	1964	2	1	9/1/82
Columbia Basin Community College	NEA	95 f/pt	1972	1973	2	1	6/30/86



Institution	Bargaining Agent+	Unit Size	Cur. Agent Elected	Initial Contract++	2/4 Yr. College	No. of Campuses#	Contract Expiration
<u>WASHINGTON (Cont'd.)</u>							
Community College District XII <sup>43</sup>	NEA	68	1968	1974	2	2	6/30/85
Centralia Col. Olympia Tech. C.C.					2	2	
Campus Center Garrett Heyns Ed. Cntr.					2		
Edmonds Community College <sup>44</sup>	AFT (Ind. 1969)	250 f/pt	1975	1976	2	1 <sup>45</sup>	6/30/85
Everett Community College <sup>46</sup>	AFT (Ind. 1969)	110 ft 140 pt	1975	1976	2	1	6/30/85
Fort Steilacoom Community College	SEIU (NEA 1969)	96 ft 300 pt	1981	1969	2	1	9/1/82
Grays Harbor College	NEA	50	1968	---	2	1	Informal Agreement
Green River Community College	AFT	100 ft (89 pt)	1972	1973	2	1	5/15/86
Highline Community College	NEA	134 ft 150 pt	1965	1969	2	1	8/30/87
Lower Columbia College	NEA	72	1967	1972	2	1	8/31/87
Olympic College	NEA	375 f/pt	1964		2	1	6/30/83

Institution	Bargaining Agent+	Unit Size	Cur. Agent Elected	Initial Contract++	2/4 Yr. College Campuses#	No. of Contract Expiration
<b>WASHINGTON (Cont'd.)</b>						
Peninsula College	NEA	43 ft 65 pt	1967	1980	2	1 6/1/83
Seattle Community College District VI	AFT	380	1968	1968	2	3 9/1/85
Central Campus					2	
North Campus					2	
South Campus					2	
Shoreline Community College	AFT (NEA 1970)	302 f/pt	1974	1975	2	1 6/30/86
Skagit Valley College	NEA	75 ft 138 pt	1965	1969	2	1 6/30/86
Spokane Falls Community College District XVII	NEA	322 f/pt	1970	1977	2	2 8/31/81
Spokane C.C.					2	
Spokane Falls C.C.					2	
Tacoma Community College	AFT	76 ft 203 pt	1972	1973	2	1 6/19/87
University of Washington Nursing Staff	Ind.	166			4	1 9/8/80
Walla Walla Community College	NEA	90	1968	1970	2	2 6/30/82
Wenatchee Valley College	NEA	56 ft 120 pt	1965	1975	2	1 6/30/87

Institution	Bargaining Agent+	Unit Size	Cur. Agent Elected	Initial Contract++	2/4 Yr. College	No. of Campuses#	Contract Expiration
<b>WASHINGTON (Cont'd.)</b>							
Whatcom Community College	AFT	125 f/pt	1975	1976	2	1	8/31/87
Yakima Valley College	AFT (NEA 1971; AFT 1973)	375 f/pt	1978	1973	2	1	6/7/85

**WISCONSIN**

Area Vocational Technical & Adult Education District I <sup>4</sup>	AFT	165	1967	1969	2	3	6/30/82
Chippewa Falls Adult & Voc. School					2		
District I Tech. Inst.					2		
Menomonie Adult & Voc. School					2		
<b>Blackhawk Vocational Technical Institute</b>							
	AFT	85	1972	1974	2	1	6/30/82
<b>Fox Valley Technical Institute</b>							
	NEA	200	1968	1969	2	2	6/30/80
Fox Valley Tech. Inst.- Appleton					2		
Fox Valley Tech. Inst.- Oshkosh					2		

Institution	Bargaining Agent+	Unit Size	Cur. Agent Elected	Initial Contract++	2/4 Yr. College Campuses#	No. of Campuses#	Contract Expiration
<b>WISCONSIN (Cont'd.)</b>							
Gateway Technical Institute	WEA (AFT 1972)	174	1982	1973	2	4	6/30/85
Gateway Aviation Cntr.-Kenosha					2		
Gateway Tech.-Elkhorn					2		
Gateway Tech.-Kenosha					2		
Gateway Tech.-Racine					2		
Lakeshore Technical Institute	NEA	105 ft	1968	1968	2	1	6/30/86
Madison Area Vocational & Technical	AFT	355	1969	1969	2	5	6/30/87
Mad. Area Tech. Col.-Ft. Atkinson					2		
Mad. Area Tech. Col.-Madison					2		
Mad. Area Tech. Col.-Portage					2		
Mad. Area Tech. Col.-Reedsburg					2		
Mad. Area Tech. Col.-Watertown					2		
Mid-State Technical Institute	NEA	84	1970	1970	2	3	8/15/86
Marshfield					2		
Stevens Point					2		
Wisconsin Rapids					2		
Milwaukee Area Technical College	AFT	650	1963	1967	2	4	6/30/85
Milwaukee Campus					2		
North Campus					2		
South Campus					2		
West Campus					2		

Institution	Bargaining Agent+	Unit Size	Cur. Agent Elected	Initial Contract++	2/4 Yr. College	No. of Campuses#	Contract Expiration
<b>WISCONSIN (Cont'd.)</b>							
Moraine Park Technical Institute	AFT	140 ft	1969	1969	2	3	6/30/85
Beaver Dam Campus					2		
Fond du Lac Campus					2		
West Bend Campus					2		
<hr/>							
North Central Technical Institute	NEA	138	1969	1969	2	2	6/30/82
Main Campus-Wausau					2		
Satellite-Antigo					2		
<hr/>							
Northeast Wisconsin Technical Institute	AFT	178	1967	1967	2	3	6/30/83
Green Bay Campus					2		
Marinette Campus					2		
Sturgeon Bay Campus					2		
<hr/>							
*Northland College	Ind.	38 ft	1975	1979	4	1	12/31/85
<hr/>							
Southwest Wisconsin Technical Institute	AFT	103 f/pt	1972	1978	2	1	6/30/87
<hr/>							
University of Wisconsin <sup>48</sup> -Madison Teaching Assistants	TAA/AFT	1,600	1969	1970	4	1	8/28/79

Institution	Bargaining Agent+	Unit Size	Cur. Agent Elected	Initial Contract++	2/4 Yr. College Campuses#	No. of Contract Expiration
<b>WISCONSIN (Cont'd.)</b>						
Waukesha County Technical Institute	NEA	155	1967	1967	2	2 7/31/87
Menomonie Falls Campus					2	
Waukesha Campus					2	
Western Wisconsin Technical Institute	AFT (Ind. 1966)	180	1976	1977	2	1 6/30/85
Wisconsin Indianhead VTAE District	AFT	144	1972	1972	2	4 6/30/83
Ashland Campus					2	
New Richmond Campus					2	
Rice Lake Campus					2	
Superior Campus					2	
<b>GUAM</b>						
University of Guam	GFT/AFT				4	1 1980

## FOOTNOTES

<sup>+</sup> As long as a certificate of recognition is in effect, the institution is designated as having a bargaining agent, even if no collective bargaining has ever taken place. No distinction is made between agent elections and/or voluntary recognition.

<sup>++</sup> Three dashes (---) in this column indicate that no contract has been signed, according to available information.

<sup>#</sup> For purposes of this study, the National Center for Education Statistics' (NCES) definition of a branch campus, along with institutional self-reporting, was used. NCES defines branch campuses as those possessing the following characteristics: a permanent administration, offer programs at least two years in length, located in a community different from parent institutions so as not to be within commuting distance.

<sup>\*</sup> Private institution.

<sup>\*\*</sup> First contract between parties.

<sup>Y</sup> College and universities that have exercised a Yeshiva-like claim.

1. Sources for this publication: communication with institutions, faculty organizations, The Chronicle of Higher Education, Higher Education Daily, and Government Employee Relations Report. Data on bargaining unit size, date of first contract and number of campuses have been obtained from the institutions and agents.

ft indicates full-time, pt part-time.

2. The recognized bargaining agent, CTA/NEA defeated a decertification attempt by an Independent association. See Summary of Elections, 1983.

3. Independent agent. Certification covers professional and non-professional librarians. No collective bargaining activity reported; union in inactive status.

4. Includes two educational centers.

5. Includes five off-campus locations.

6. Santa Clarita Community College District encompasses the College of the Canyons, listed in previous Directories.

7. Includes eight outreach centers.

8. Includes three satellite centers.

9. The only organized faculty bargaining unit is at the University of California at Santa Cruz.

10. See "No-Agent" listing.

11. PCFA now independent; formerly affiliated with AAUP.

12. Affiliated with Antioch University of Yellow Springs, Ohio.
13. Members of three Florida unions representing Florida State University System (UFF), several community colleges (UCCFF), and faculty at two private colleges merged their organization into the United Faculty of Florida, Local 1847 of AFT (1979). In 1982, AFT dechartered UFF; UFF then affiliated with NEA.
14. Rejected decertification/opt out election (Sept. 1981).
15. Rejected decertification attempt (1978).
16. The recognized bargaining agent, IFT/AFT defeated a decertification attempt by the AAUP. See Summary of Elections, 1983.
17. Chicago State, Governors State, Eastern Illinois, Western Illinois, Northeastern Illinois bargain collectively as one unit.
18. The recognized bargaining agent, AAUP/NEA, defeated a decertification attempt by the AFT in 1979.
19. Rejected decertification attempt (1978).
20. Union voluntarily withdrew its agent status and technically is classified as an agent decertification. However, parties chose to voluntarily continue their collective bargaining relationship.
21. Comprises Massachusetts Community College System and Massachusetts State Colleges; they bargain as two separate units.
22. The recognized bargaining agent, MTA/NEA, defeated a decertification attempt by the AFT. See Summary of Elections, 1983.
23. Voted December 1977 to create single bargaining agent for nine state colleges.
24. University of Massachusetts-Amherst campus rejected decertification attempt (1980).
25. The University of Minnesota has 5 campuses: Twin Cities, Morris, Duluth, Crookston, Waseca. Twin Cities, Morris, and Duluth are 4-year institutions; Crookston and Waseca are 2-year institutions. Duluth and Waseca are the only unionized campuses and they bargain together as a unit.
26. Formerly known as Central Technical Community College Area.
27. A previous agreement for salaries only was signed in 1982.
28. Rejected decertification attempt (Jan. 1979).
29. Union College and Union County Technical Institute merged into Union County College. The AAUP, which had held agent status at Union College, defeated the NEA, the bargaining agent at Union County Technical Institute, for agent status at the newly organized institution. (Vote: AAUP-109, NEA-67).



30. Includes five extension centers.
31. Associated Community College Faculties no longer independent union as of 8/31/78; individual locals voted to affiliate with either NYSUT/AFT or NYEA/NEA.
32. AAUP affiliated with PSC/AFT February 1981.
33. Adjunct faculty at the New York State School of Industrial and Labor Relations, New York City Metropolitan Office, along with the Long Island Campus, bargain collectively as one unit.
34. Economic portions of contract negotiated through 8/31/88. Parties have agreed to reopen non-economic provisions 8/31/86.
35. The initial faculty agent was elected in 1967. In 1971, separate staff and adjunct bargaining agents were also elected. The three units were subsequently combined into one in 1972.
36. UUP - United University Professions defeated challenge to agent status by NYEA in December 1978. Unit includes the faculty and non-teaching professionals.
37. Faculty at Kent State University voted to sever ties with NEA, while retaining affiliation with AAUP (1979).
38. Unit voted to disaffiliate with NEA in 1985. See Summary of Elections, 1985.
39. Formerly Oregon College of Education.
40. Affiliated with Antioch University, Silver Springs, Ohio.
41. Includes thirty-seven sites.
42. Previously Rhode Island Junior College.
43. District XII is comprised of Centralia College and Olympia Technical CC, institutions which had previously bargained separately.
44. Washington State CC District V, which previously had been comprised of Edmonds CC and Everett CC, was restructured. Both institutions now bargain separately.
45. Edmonds CC provides educational services for the Washington State Department of Corrections. The bargaining unit does not differentiate among teaching assignments.
46. See 44.
47. Also known as District I Technical Institute.
48. University terminated voluntary structure agreement. Union challenged administration's action in state court. Court affirmed University's position.



ADJUNCT FACULTY CONTRACTS AND BARGAINING AGENTS  
IN PUBLIC AND PRIVATE INSTITUTIONS  
IN THE UNITED STATES

**ADJUNCT FACULTY CONTRACTS AND BARGAINING AGENTS IN  
PUBLIC AND PRIVATE INSTITUTIONS IN THE UNITED STATES**

Institution	Bargaining Agent	Unit Size	Cur. Agent Elected	Initial Contract	2/4 Yr. College	No. of Campuses	Contract Expiration
<b>CALIFORNIA</b>							
Coast Community College	NEA	1,433	1979	1980	2	3	9/1/86
Coast C.C.					2		
Golden West C.C.					2		
Orange Coast C.C.					2		
<hr/>							
Rancho Santiago C.C. District <sup>1</sup>	NEA	51	---	---	2	1	6/30/82
Saddleback Community College	Ind	500	---	---	2	1	
<hr/>							
<b>CONNECTICUT</b>							
Connecticut Community College System	Ind	800	1985	---	2	12	
Asnuntuck C.C.					2		
Greater Hartford C.C.					2		
Housatonia Regional C.C.					2		
Manchester C.C.					2		
Mattatuck C.C.					2		
Middlesex C.C.					2		
Mohegan C.C.					2		
Northwestern Connecticut C.C.					2		
Quinebaug Valley C.C.					2		
South Central C.C.					2		
Tunxis C.C.					2		

Institution	Bargaining Agent	Unit Size	Cur. Agent Elected	Initial Contract	2/4 Yr. College	No. of Campuses	Contract Expiration
<u>DISTRICT OF COLUMBIA</u>							
*American University	ELIFA	37	1982	1982	2	1	12/31/84

<u>MASSACHUSETTS</u>							
*Berklee College of Music	AFT	54	1985	---	4	1	
Southeastern Massachusetts University							
	AFT	38	1985	---	4	1	

<u>MICHIGAN</u>							
Northern Michigan University <sup>2</sup>	NEA	37	1980	---	2	1	8/24/86

<u>NEW JERSEY</u>							
Rutgers-State University of New Jersey							
	Ind	80	1978	---	4	3	
Camden Campus							
New Brunswick Campus							
Newark Campus							

Institution	Bargaining Agent	Unit Size	Cur. Agent Elected	Initial Contract	2/4 Yr. College	No. of Campuses	Contract Expiration
<b><u>NEW YORK</u></b>							
Cornell University, ILR	NYSUT	200	1981	1981	4	2	8/31/86
Long Island Campus					4		
New York City Campus					4		
Dutchess Community College	NYSUT/AFT	250	1985	----	2	1	
*Long Island University, C.W. Post	NYEA/NEA	1,000	1978	1979	4	1	10/31/83
Nassau Community College	NYSUT/AFT	700	1973	1974	2	1	8/31/88
Onandaga Community College	NYSUT/AFT	230	1985	----	2	1	
Orange County Community College	Ind	55	1969	1969	2	1	8/31/84
<b><u>OREGON</u></b>							
Mount Hood Community College	OEA	400	1982	----	2	1	
Portland Community College	OFT/AFT	800	1985	----	2	3	
Cascade Campus					2		
Rock Creek Campus					2		
Sylvania Campus					2		
Portland State University	AFT	200	1978	1979	4	1	6/30/87
Southern Oregon State College <sup>4</sup>	Ind	100	1984	1984	4	1	8/31/86

Institution	Bargaining Agent	Unit Size	Cur. Agent Elected	Initial Contract	2/4 Yr. College	No. of Campuses	Contract Expiration
<u>PENNSYLVANIA</u>							
Community College of Philadelphia	AFT	600	1978	1983	2	1	8/31/85

RHODE ISLAND

*Rhode Island School of Design	NEA	70	1980	---	4	1	
--------------------------------	-----	----	------	-----	---	---	--

FOOTNOTES





FACULTY COLLECTIVE BARGAINING  
AT CANADIAN UNIVERSITIES

**FACULTY COLLECTIVE BARGAINING AT CANADIAN UNIVERSITIES\***

Institution	Affiliation	Unit Size	Cur. Agent Elected	Initial Contract++	Contract Expiration**
<b>ALBERTA***</b>					
University of Alberta	CAUT <sup>1</sup>	2,034	1982	---	Annual
University of Athabasca	CAUT	102	1982	---	Annual
University of Calgary	CAUT	1,175	1982	---	6/30/85
University of Lethbridge	CAUT	218	1982	---	Annual

**MANITOBA**

Brandon University	CAUT	184	1978	1978	3/31/87
University of Manitoba	CAUT	1,150	1974	1975	3/31/87
Saint Boniface	ACPU/MGEA	50	1983	1977	3/31/85
University of Winnipeg	CAUT	215	1981	1982	3/31/86

**NEW BRUNSWICK**

Universite du Moncton	ACPU	255	1976	1977	6/30/86
-----------------------	------	-----	------	------	---------

Institution	Affiliation	Unit Size	Cur. Agent Elected	Initial Contract++	Contract Expiration**
<b>NEW BRUNSWICK (Cont'd.)</b>					
Mount Allison University	CAUT	122	1982	1984	6/30/86
University of New Brunswick	CAUT	600	1979	1980	6/30/88
St. Thomas University	CAUT	58	1976	1977	6/30/86
Saint-Louis Maillet	ACPU	38	1972	1972	8/31/84
Shippagan	ACPU	21	1985	1978	6/30/88
<b>NOVA SCOTIA</b>					
Acadia University	CAUT	213	1976	1977	6/30/84
University College of Cape Breton	CAUT	61	1975	1976	6/30/86
Dalhousie University	CAUT	730	1978	1978	6/30/87
Technical University of N.S.	CAUT	105	1980	1980	6/30/86
Saint Mary's University	CAUT	162	1974	1974	8/31/86
o Professional Librarians	CAUT	5	1974	1974	8/31/83
Universite Sainte-Anne	CAUT	24	1982	---	6/30/87
Nova Scotia College of Arts and Design	CAUT	35	1985	1985	

Institution	Affiliation	Unit Size	Cur. Agent Elected	Initial Contract**	Contract Expiration**
<u>ONTARIO</u>					
Algoma University College	CAUT	24	1976	1980	6/30/83
Algonquin Community College	OPSEU	700	1971	1971	8/30/85
Cambrian Community College	OPSEU	270	1971	1971	8/31/85
Canadore Community College	OPSEU	150	1971	1971	8/31/85
Carleton University	CAUT	641	1975	1975	4/30/85
Centennial Community College	OPSEU	390	1971	1971	8/31/85
Conestoga Community College	OPSEU	345	1971	1971	8/31/85
Confederation Community College	OPSEU	220	1971	1971	8/31/85
Durham Community College	OPSEU	170	1971	1971	8/31/85
Fanshawe Community College	OPSEU	510	1971	1971	8/31/85
George Brown Community College	OPSEU	700	1971	1971	8/31/85
Georgin Community College	OPSEU	260	1971	1971	8/31/85
Humber Community College	OPSEU	585	1971	1971	8/31/85
Lakehead University	CAUT	269	1979	1981	6/30/87
o Professional Librarians	CAUT	11	1979	1981	6/30/87
Lambton Community College	OPSEU	140	1971	1971	8/31/85
Laurentian University	CAUT	256	1979	1980	6/30/87

Institution	Affiliation	Unit Size	Cur. Agent Elected	Initial Contract**	Contract Expiration**
<b>ONTARIO (Cont'd.)</b>					
Loyalist Community College	OPSEU	180	1971	1971	8/31/85
Mohawk Community College	OPSEU	524	1971	1971	8/31/85
Niagara Community College	OPSEU	290	1971	1971	8/31/85
Northern Community College	OPSEU	175	1971	1971	8/31/85
Ontario Institute for Studies in Education	CAUT	132	1977	1977	6/30/86
Ryerson Polytechnical Institute	None	560	1964	1966	6/30/85
St. Clair Community College	OPSEU	358	1971	1971	8/31/85
St. Lawrence Community College	OPSEU	360	1971	1971	8/31/85
Sault Community College	OPSEU	165	1971	1971	8/31/85
Seneca Community College	OPSEU	540	1971	1971	8/31/85
Sheridan Community College	OPSEU	425	1971	1971	8/31/85
Sir Sandford Fleming Community College	OPSEU	265	1971	1971	8/31/85
Trent University	CAUT	183	1980	1981	6/30/87
University of Ottawa	CAUT	900	1977	1976	4/30/87
University of Windsor	CAUT	525	1977	1976	6/30/87
York University	CAUT	971	1977	1976	4/30/83

Institution	Affiliation	Unit Size	Cur. Agent Elected	Initial Contract**	Contract Expiration**
<b>QUEBEC</b>					
Bishop's University	FAPUQ <sup>2</sup> /CAUT	73	1976	1976	12/31/86
Concordia University	FAPUQ/CAUT	750	1981	1981	12/31/86
Ecole Polytechnique	FAPUQ/ACPU	170	1979	1979	5/30/85
Institut Armand Frappier	FAPUQ/ACPU	36	1979	1980	11/30/82
Universite Laval	FAPUQ/ACPU	1,200	1975	1977	5/30/86
Universite de Montreal	FAPUQ/ACPU	1,200	1975	1975	5/31/87
Universite de Sherbrooke	FAPUQ/ACPU	337	1974	1976	11/30/87
o Engineers	FAPUQ/ACPU	64	1970	1983	11/30/87
Universite du Quebec a Trois-Rivieres	FAPUQ/ACPU	300	1971	1971	2/28/86
Institut National de la Recherche Scientifique	CEQ <sup>3</sup>	77	1973	1973	2/28/86
Universite de Quebec a Chicoutimi	CEQ	192	1979	1979	2/28/86
Universite du Quebec a Montreal	CSN <sup>4</sup>	780	1971	1971	2/28/86
Universite du Quebec a Rimouski	CSN	150	1973	1973	2/28/86
Universite du Quebec dans l'Ouest	CEQ	60	1982	1982	2/28/86
Universite du Quebec a Hull	None	85	1980	1980	11/30/86

Institution	Affiliation	Unit Size	Cur. Agent Elected	Initial Contract++	Contract Expiration**
<b><u>SASKATCHEWAN</u></b>					
University of Regina	CAUT	636	1977	1977	6/30/86
St. Thomas More College	CAUT	35	1977	1977	6/30/86
University of Saskatchewan	None	980	1977	1977	6/30/86

**TOTAL FACULTY MEMBERS**

Under provisions of provincial labor legislation at Canadian Universities.

26,255 (excluding CSN and CEQ affiliates)

**SPECIAL PLAN BARGAINING: CANADIAN UNIVERSITIES\*\*\*\***

Institution	Affiliation	Bargaining Unit Size	Provisions
<b><u>BRITISH COLUMBIA</u></b>			
British Columbia	CAUT	2,131	Annual monetary negotiations culminating in interest arbitration (conventional) pursuant to a "Framework Agreement" for bargaining; provides as well for the negotiation of subsidiary agreements on "Conditions of Appointment."
Simon Fraser	CAUT	460	Some terms and conditions negotiable, others may not be unilaterally altered. Annual monetary negotiations culminating in interest arbitration (conventional).
<b><u>ONTARIO</u></b>			
Toronto	CAUT	2,503	Special Plan addresses many terms and conditions, either expressly or by reference to prevailing practice; annual monetary negotiations culminating in mediation.
Guelph	CAUT	600	Comprehensive agreement on terms and conditions of employment; annual salary and benefit negotiations culminating in mediation.
<b><u>PRINCE EDWARD ISLAND</u></b>			
Prince Edward Island	CAUT	110	Annual monetary negotiations culminating in interest arbitration (Final Offer Selection) pursuant to a framework document; other terms and conditions not part of Special Plan Bargaining arrangement.



## FOOTNOTES

\* Information provided by Canadian Association of University Teachers, Ottawa. Most local associations have independent bargaining agent status. CAUT does not hold certificates.

Collective bargaining under provisions of provincial labor legislation.

\*\* Contract expiration dates have been extended in several provinces by wage control legislation.

\*\*\* Statutory recognition in 1982.

\*\*\*\* Faculty association and Board of Governors engage in bargaining outside the scope of labor legislation.

1. Canadian Association of University Teachers/Association Canadienne des professeurs.

2. Federation des associations de professeurs des universites du Quebec.

3. Centrale de l'enseignement du Quebec.

4. Confederation des syndicats nationaux.



SUMMARY OF ELECTIONS, UNITED STATES  
JANUARY 1 - DECEMBER 31, 1985

SUMMARY OF ELECTIONS - 1985

A. AGENTS ELECTED

Institution	State	Unit Size	Vote	Agent Elected	2/4 Year College
*Berklee College of Music	MA	151 ft	AFT-109 No Agent-31	AFT	4
*Berklee College of Music	MA	54 pt	AFT-30 No Agent-14	AFT	4
Central State University	OH	90	Consent Decree	AAUP	4
Connecticut Community Colleges	CT	800 pt	Ind-396 No Agent-95	Ind.	2
Dutchess Community College o Adjunct Faculty	NY	250 pt	No Agent-95 AFT/NYSUT-158 No Agent-17	AFT/NYSUT	2
Jefferson Technical College	OH	46	OEA/NEA-35	NEA	2
Onandaga Community College o Adjunct Faculty	NY	230 pt	Consent Decree	AFT/NYSUT	2
Pensacola Junior College	FL	250	NEA-154 No Agent-85	NEA	2
Rend Lake College	IL	54	AFT-27 NEA-14 No Agent-10 AFT-32 NEA-22	Run-off required AFT	2
Southeastern Massachusetts University o Adjunct & Visiting Lecturers	MA	38	AFT-22 No Agent-2	AFT	4

AGENTS ELECTED - 1985 - Continued

Institution	State	Unit Size	Vote	Agent Elected	2/4 Year College
Southern State College	OH	27	Consent Decree	NEA	2
Terra Technical College	OH	67	Consent Decree	NEA	2
*Vassar College o Nurses & Health Care Professionals	NY	23	CWA-18 No Agent-1	CWA	4

**B. CHANGE IN AGENT STATUS**

Institution	State	Unit Size	Vote	New Agent	Former Agent	2/4 Year College
Adirondack Community College	NY	100	NEA-58 AFT-0	AFT	NEA	2
Central Oregon Community College	OR	68	Ind-32 OEA/NEA-30	NEA/Ind	Ind	2
Kirtland Community College	MI	26	AFT-18 NEA-5	NEA	AFT	2

SUMMARY OF ELECTIONS - 1985 - Continued

**C. NO AGENT VOTES**

Institution	State	Unit Size	Vote	Agent Defeated	2/4 Year College
Community College of Vermont of Professional and Clerical	VT	47	AFT-3 No Agent-32	AFT	2
*Cottey College	MO	23	AFT-10 No Agent-17	AFT	2
Maine Maritime Academy	ME	45	AFT-12 Ind-5	AFT Ind	4
*Paul Smith College	NY	56	No Agent-27 AFT-26 No Agent-30	AFT	2

**D. AGENTS DECERTIFIED**

Institution	State	Unit Size	Vote	Agent Decertified	2/4 Year College
*Cottey College	MO	30	AFT-10 No Agent-17 Void-2	AFT	2
*Lewis University	IL	97	U. S. Court of Appeals	Ind	4

SUMMARY OF ELECTIONS - 1985 - Continued

E. CHALLENGE TO AGENT STATUS

Institution	State	Unit Size	Vote	Challenging Agent	2/4 Year College
University of Montana	MT	441	AFT-209 No Agent-198	No Agent	4





STATISTICAL ANALYSIS

Table One  
 Faculty Bargaining Agents and Collective Bargaining Agreements  
 Public and Private Institutions, 1974 - 1985

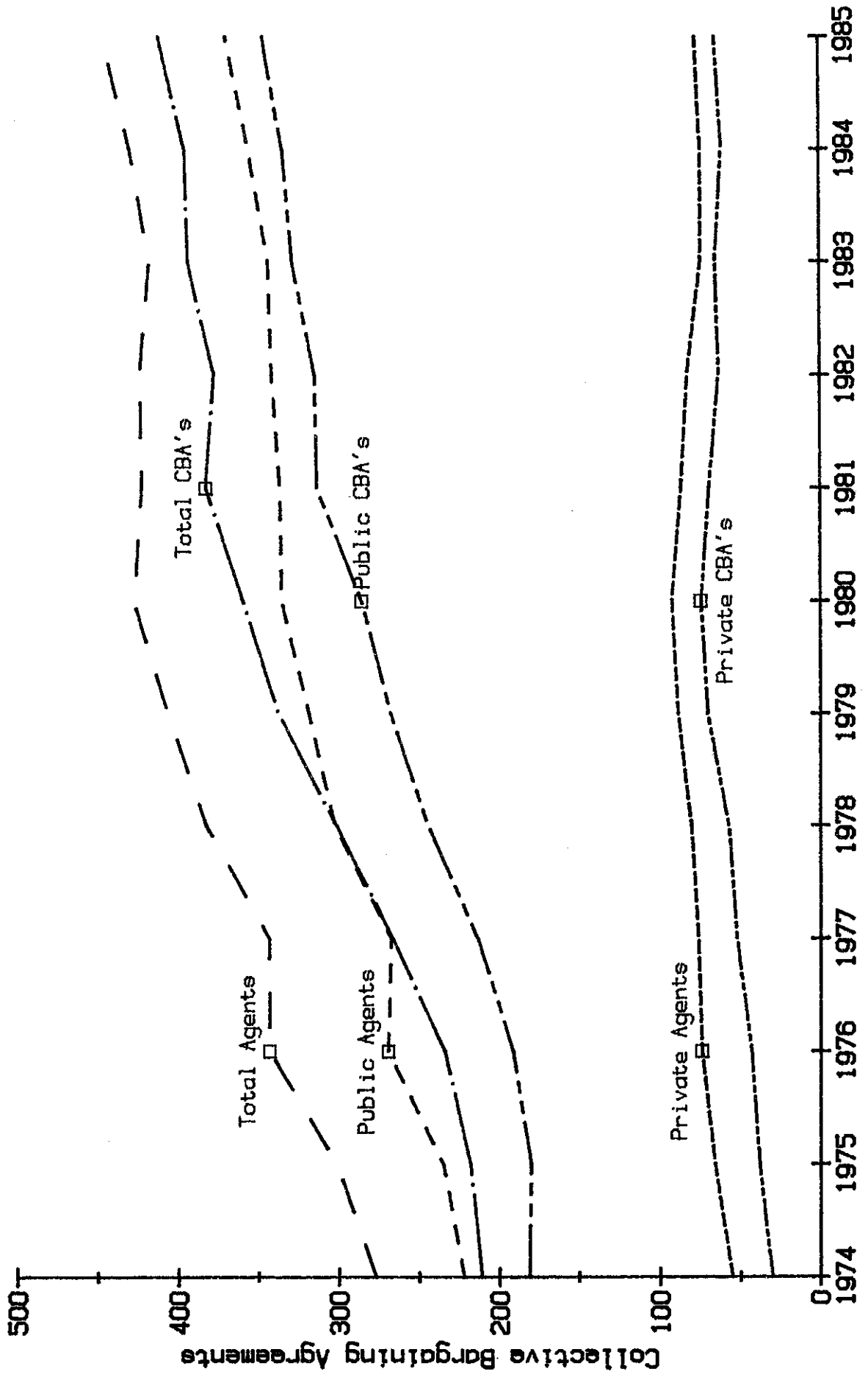
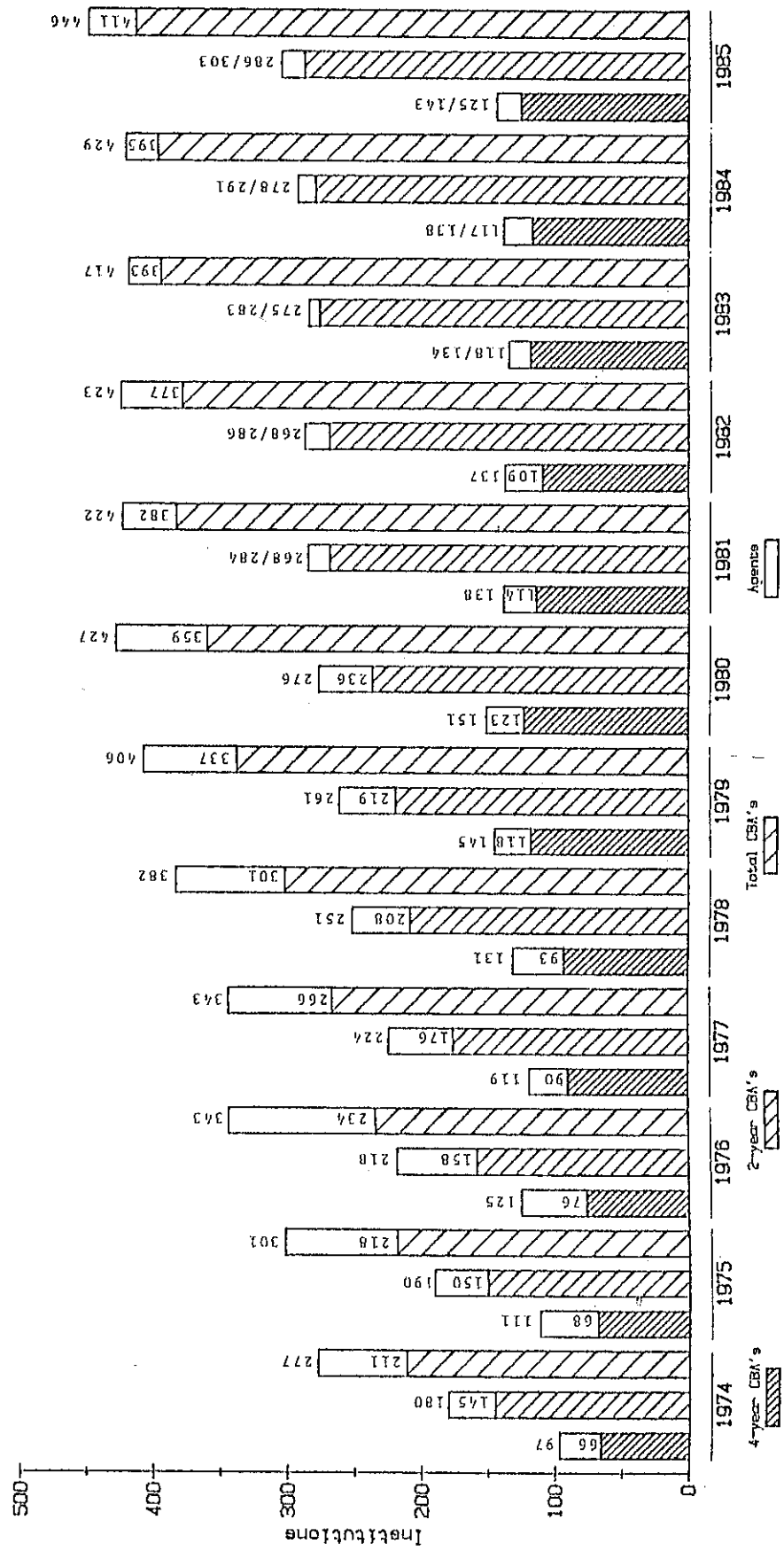
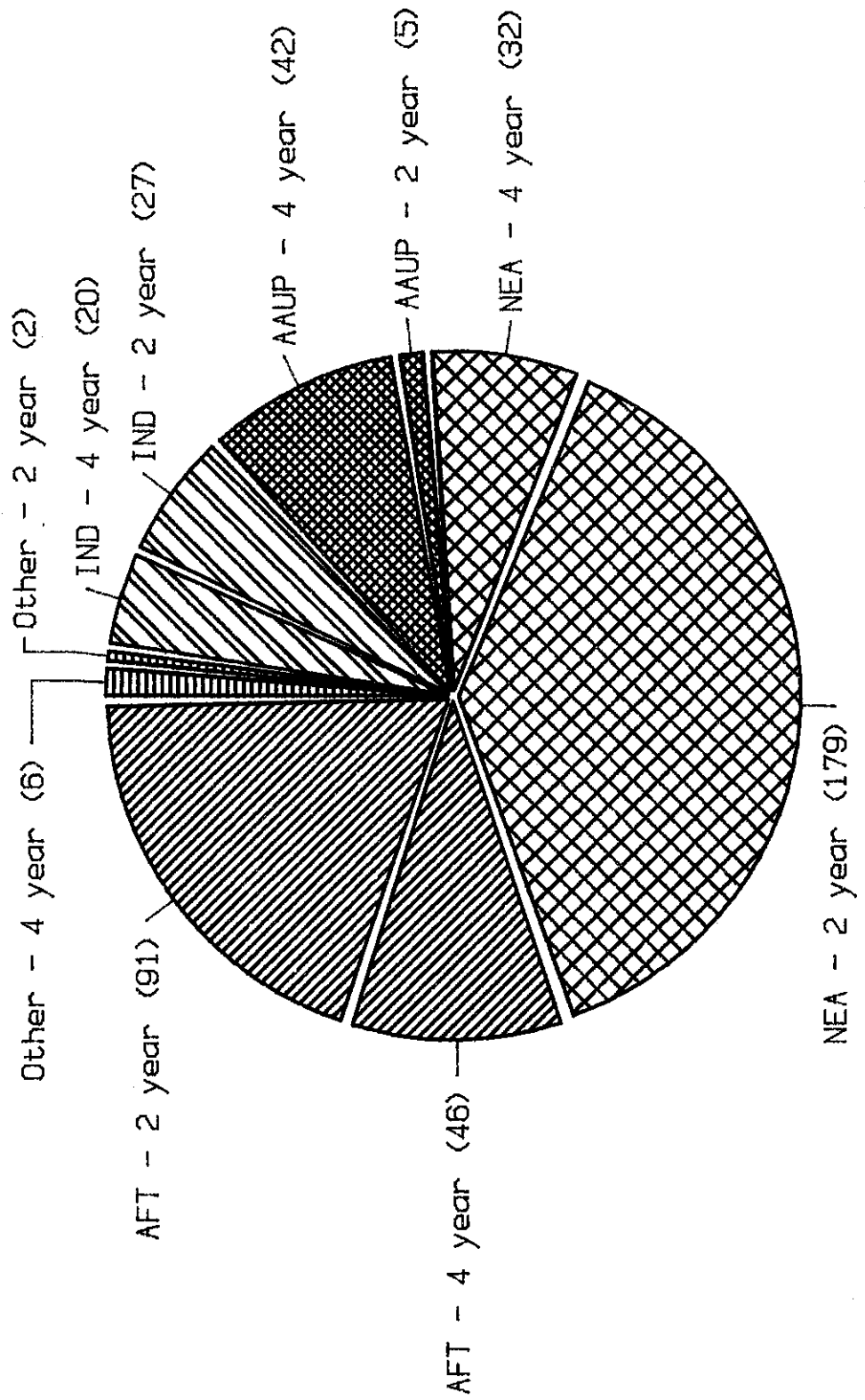


Table Two  
 Faculty Bargaining Agents and Collective Bargaining Agreements  
 in Two and Four-year Institutions, 1974 - 1985



**Table Three**  
**Recognized Faculty Bargaining Agents**  
**in Two and Four-Year Institutions, 1986**



Dual agent affiliation membership status credited to both organizations.

TABLE FOUR

RECOGNIZED FACULTY BARGAINING AGENTS -- PUBLIC AND PRIVATE  
1986

	YEAR	AAUP	AFT	NEA	IND	AAUP/ AFT	AAUP/ NEA	AFT/ IND	AFGE	AFSCME	OTHER	TOTAL
PUBLIC INSTITUTIONS	4	23	22	17	9	2	1	0	2	1	2	79
	2	3	85	173	25	1	1	0	0	1	1	290
	<b>TOTAL</b>	26	107	190	34	3	2	0	2	2	3	N=369
PRIVATE INSTITUTIONS	4	17	21	14	10	0	0	1	0	0	1	64
	2	1	5	5	2	0	0	0	0	0	0	13
	<b>TOTAL</b>	18	26	19	12	0	0	1	0	0	1	N= 77
SUMMARY OF RECOGNIZED AGENTS	4	40	43	31	19	2	1	1	2	1	3	143
	2	4	90	178	27	1	1	0	0	1	1	303
	<b>TOTAL</b>	44	133	209	46	3	2	1	2	2	4	N=446

TABLE FIVE

FACULTY COLLECTIVE BARGAINING AGREEMENTS  
1986

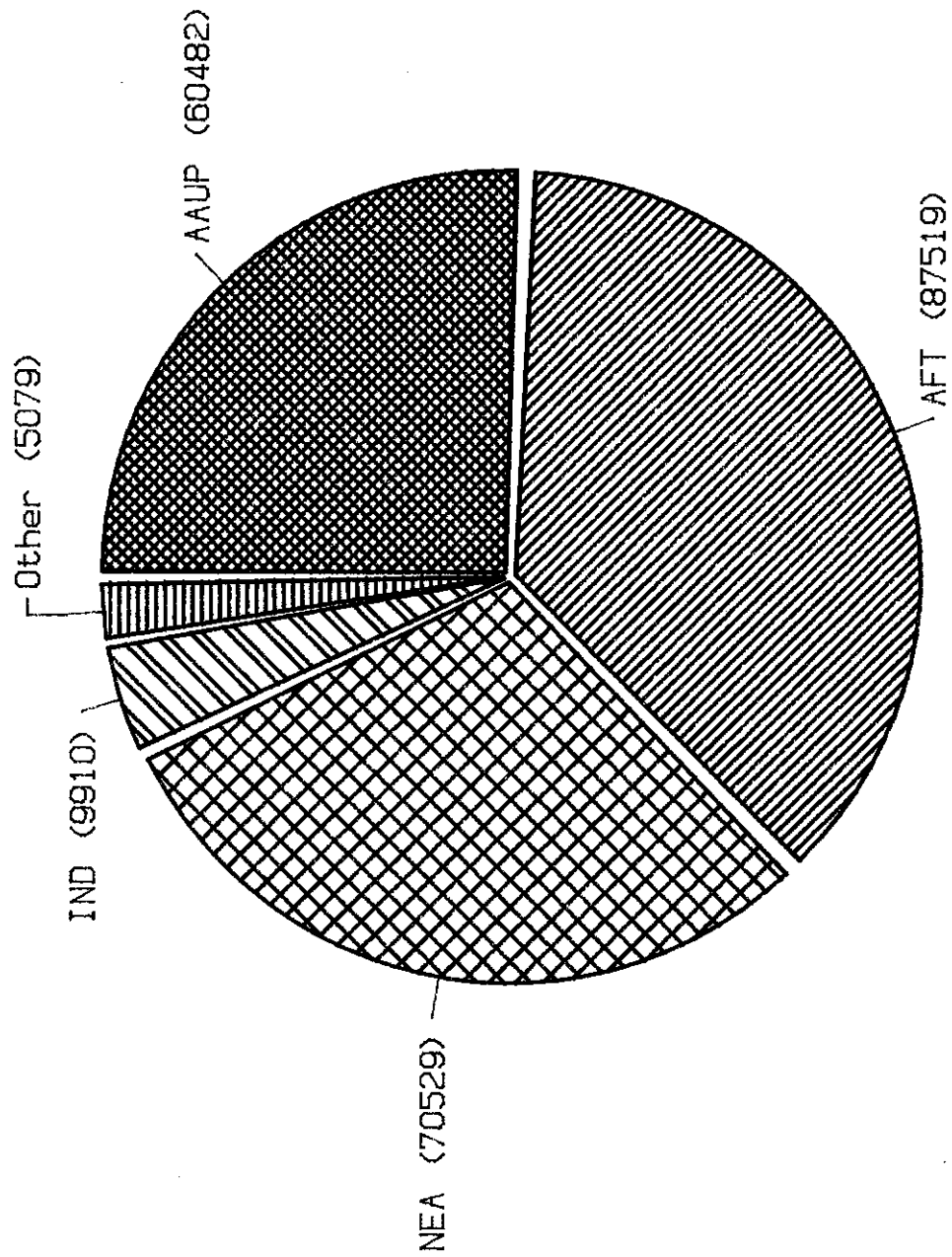
	YEAR	AAUP	AFT	NEA	IND	AAUP/ AFT	AAUP/ NEA	AFT/ IND	AFGE	AFSCME	OTHER	TOTAL
PUBLIC INSTITUTIONS	4	22	20	16	6	2	2	0	2	1	2	72
	2	3	78	166	23	1	1	0	0	1	1	274
	TOTAL	25	98	182	29	3	3	0	2	2	3	N=346
PRIVATE INSTITUTIONS	4	17	17	11	7	0	0	1	0	0	0	53
	2	1	4	5	2	0	0	0	0	0	0	12
	TOTAL	18	21	16	9	0	0	1	0	0	0	N= 65
SUMMARY OF BARGAINING AGREEMENTS	4	39	37	27	13	2	1	1	2	1	2	125
	2	4	82	171	25	1	1	0	0	1	1	280
	TOTAL	43	119	198	38	3	2	1	2	2	3	N=411

TABLE SIX

ANALYSIS OF BARGAINING AGENTS & COLLECTIVE BARGAINING AGREEMENTS

YEAR	AAUP	AFT	NEA	IND	AAUP/ AFT	AAUP/ NEA	AFT/ IND	AFGE	AFSCME	OTHER	TOTAL
4	40	43	31	19	2	1	1	2	1	3	143
2	4	90	178	27	1	1	0	0	1	1	303
TOTAL	44	133	209	46	3	2	1	2	2	4	N=446
4	39	37	27	13	2	1	1	2	1	2	125
2	4	82	171	25	1	1	0	0	1	1	286
TOTAL	43	119	198	38	3	2	1	2	2	3	N=411
BARGAINING UNITS WITHOUT AGREEMENTS	1	14	11	8	0	0	0	0	0	1	N= 35

**Table Seven**  
**Faculty Represented by Certified Bargaining Agents**



Dual agent affiliation membership status credited to both organizations.



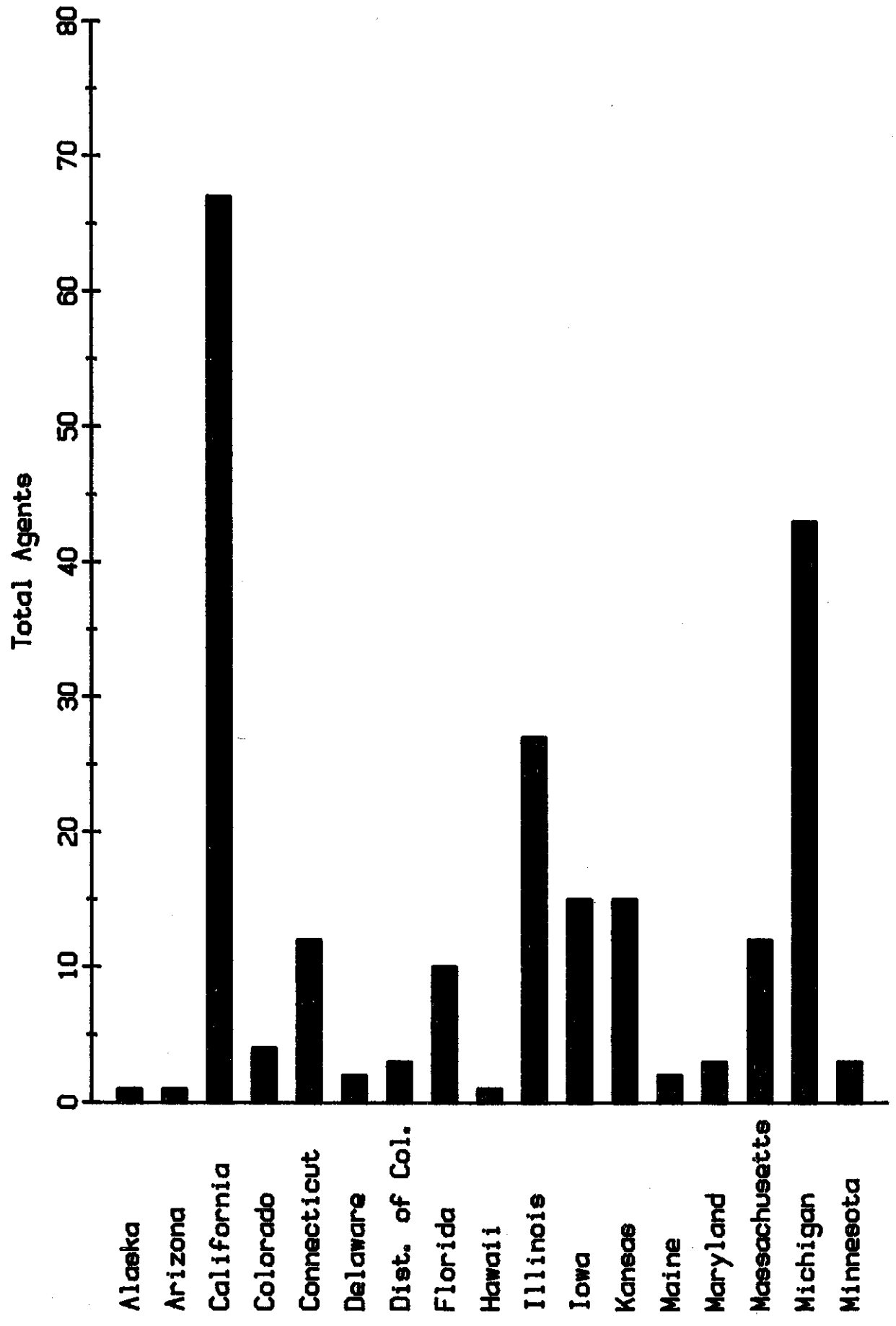
TABLE EIGHT<sup>1</sup>

FACULTY REPRESENTED BY CERTIFIED BARGAINING AGENTS  
IN PUBLIC AND PRIVATE, TWO- AND FOUR-YEAR INSTITUTIONS  
1986

YEAR	AAUP	AFT	NEA	IND	AAUP/ AFT	AAUP/ NEA	AFT/ IND	AFGE	AFSCME	OTHER	TOTAL
4	18,655	31,826	15,474	1,577	19,521	18,000	0	126	0	4,850	110,029
2	780	33,069	34,318	7,648	117	285	0	0	80	0	76,297
<b>TOTAL</b>	19,435	64,895	49,792	9,225	19,638	18,285	0	126	80	4,850	N=186,326
4	2,944	2,766	2,329	414	0	0	26	0	0	23	8,502
2	180	194	123	245	0	0	0	0	0	0	742
<b>TOTAL</b>	3,124	2,960	2,452	659	0	0	26	0	0	23	N=9,244
4	21,599	34,592	17,803	1,991	19,521	18,000	26	126	0	4,873	118,531
2	960	33,263	34,441	7,893	117	285	0	0	80	0	77,039
<b>TOTAL</b>	22,559	67,855	52,244	9,884	19,638	18,285	26	126	80	4,873	N=195,570

<sup>1</sup> Represents both full-time and part-time faculty members included in certified bargaining units. No distinction is made with respect to union membership.

**Table Nine**  
**Geographic Distribution of Faculty Bargaining Agents**



(Table Nine continued)

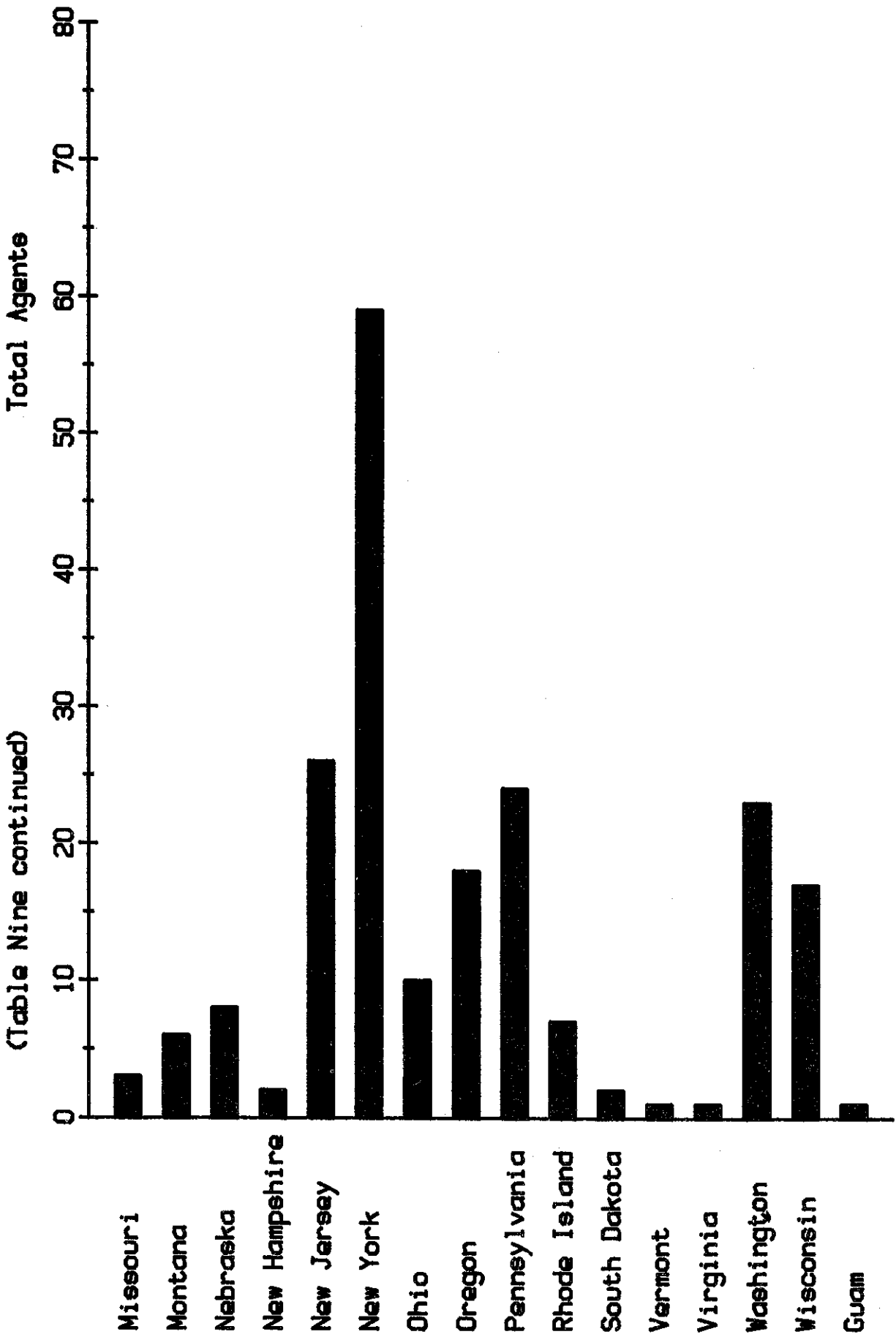


TABLE TEN

GEOGRAPHIC DISTRIBUTION OF BARGAINING AGENTS AND COLLECTIVE  
BARGAINING AGREEMENTS IN TWO- AND FOUR-YEAR INSTITUTIONS  
1986

State	4-Year Agents/Contracts		2-Year Agents/Contracts		Total Agents/Contracts	
Alaska	0	0	1	1	1	1
Arizona	0	0	1	1	1	1
California	1	8	58	55	68	63
Colorado	3	2	1	0	4	2
Connecticut	9	9	4	3	13	12
Delaware	2	2	0	0	2	2
District of Columbia	3	3	0	0	3	3
Florida	3	2	8	7	11	9
Hawaii	1	1	0	0	1	1
Illinois	1	1	26	23	27	24
Iowa	2	2	13	13	15	15
Kansas	1	1	14	14	15	15
Maine	1	1	1	1	2	2
Maryland	1	1	2	2	3	3
Massachusetts	11	7	4	4	15	11
Michigan	14	13	29	29	43	42
Minnesota	2	2	1	1	3	3
Missouri	1	1	1	1	2	2
Montana	4	4	2	2	6	6
Nebraska	3	2	5	5	8	7
New Hampshire	2	2	0	0	2	2
New Jersey	9	8	17	17	26	25
New York	23	19	41	39	64	58
Ohio	7	7	8	4	15	11
Oregon	6	6	13	11	19	17
Pennsylvania	10	8	14	14	24	22
Rhode Island	6	5	1	1	7	6
South Dakota	2	2	0	0	2	2
Vermont	1	1	0	0	1	1
Virginia	1	1	0	0	1	1
Washington	1	1	23	23	24	24
Wisconsin	2	2	15	15	17	17
Guam	1	1	0	0	1	1
TOTAL	143	125	303	286	446	411

TABLE ELEVEN

STATUS OF PUBLIC SECTOR COLLECTIVE BARGAINING LEGISLATION<sup>1</sup>

STATE	Date of Legislation or Amendment
Alaska	1972
Arizona	Governing Boards <sup>2</sup>
California	1975 (2 yr.); 1978 (4 yr.)
Connecticut	1975
Delaware	1970
District of Columbia	Governing Boards
Florida	1974
Hawaii	1970 (amend. 1975)
Illinois	1983
Iowa	1974
Kansas	1970 (2 yr.) (amend. 1974)
Maine	1974 (2 yr. voc. tech.) (amend. 1975)
	1975 (all other)
Maryland	Governing Boards
Massachusetts	1974
Michigan	1973 (amend. 1976)
Minnesota	1971 (amend. 1976, 1980)
Montana	1973 (amend. 1975)
Nebraska	1972
Nevada	Governing Boards
New Hampshire	1975
New Jersey	1974 (amend.)
New York	1967 (amend. 1975)
Ohio	1983
Oregon	1963 (2 yr.) (amend. 1975)
Pennsylvania	1970
Rhode Island	1958 (amend. 1973)
South Dakota	1969 (amend. 1974)
Vermont	1972 (amend. 1975)
Washington	1973 (2 yr.)
Wisconsin	1966 (2 yr.) (amend. 1974) (T.A.'s 1985)

<sup>1</sup> Public institutions only. Authority to engage in collective bargaining has existed since 1970 in private institutions under the National Labor Relations Act. See Introduction for discussion of pending legislation.

<sup>2</sup> No legislation. Governing Boards enacted policy enabling collective bargaining at institution. Not general for state institutions of higher education as a whole.

**TABLE TWELVE**  
**SUMMARY OF DECERTIFICATIONS<sup>1</sup>**

Year	Institution	State	2/4	Unit Size	Agent	Year Agent Elected
1976	*New England College	NH	4		AFT	
1977	*Jamestown College	ND	4		NEA	
1980	Delaware Technical & CC	DE	2	230	NEA	1974
1980(Y) <sup>2</sup>	*Catholic Univ. of America Law School	DC	Grad.	22	Ind.	1977
1980(Y)	*Yeshiva University	NY	4	200	Ind.	1976
1981(W)	*Goddard College	VT	4	10	AFT	1975
1981(Y)(W) <sup>3</sup>	*Mount Vernon College	DC	4	25	AAUP	1977
1981(Y)	*Salem College	WV	4	64	NEA	1979
1981(W)	Southwestern Michigan Coll.	MI	2	35	NEA	1969
1981(Y)	*University of Albuquerque	NM	4		AFT	1982
1982(Y)(W)	*Ashland College	OH	4	82	AAUP	1972
1982(Y)(W)	*Curry College	MA	4	95	AAUP	1979
1982(Y)(W)	*Daemen College	NY	4	80	AAUP	1979
1982(Y)(W)	*Drury College	MO	4	60	AAUP	1979
1982(Y)	*College of Osteopathic Medicine & Surgery	IA	4	65	AFT	1975
1982(Y)	*Ithaca College	NY	4	--	AFT	1978
1982(Y)	*Stevens Institute of Tech.	NJ	4	109	AAUP	1976
1982(Y)	*Thiel College	PA	4	63	AAUP	----
1982(Y)	*Wagner College	NY	4	105	AFT	1979
1983(Y) <sup>4</sup>	*Cooper Union	NY	4	55	AFT	1976
1983(Y)	*Ohio Northern University	OH	4	145	NEA	1979
1983(Y)	*Seton Hall University	NJ	4	350	AFT	1982
1983(Y)	*Stephens College	MO	4	120	AFT	1979
1983(Y)	*University of New Haven	CT	4	130	AFT	1979
1984(Y) <sup>5</sup>	*Boston University	MA	4	860	AAUP	1975
1984(Y)	*Polytechnic Institute of NY	NY	4	220	AAUP	1971
1985(Y)	*Lewis University	IL	4	97	Ind.	1975
1985	*Cottey College	MO	2	30	AFT	1976

<sup>1</sup> For purposes of this listing, decertifications are defined as those instances in which a bargaining agent election is lost by the certified agent to "No-Agent" or when the NLRB or appropriate state agency determines that the certified agent is no longer "representative." Those instances in which the certified agent was challenged by a competing organization and subsequently lost its certificate are not considered technical decertifications and are listed under "Change in Agent Status."

<sup>2</sup> Y - Results of Yeshiva litigation.

<sup>3</sup> W - Union voluntarily withdrew its certification.

<sup>4</sup> Decertification is currently on Appeal to NLRB.

<sup>5</sup> See footnote 4.

TABLE THIRTEEN

## ROSTER OF INSTITUTIONS AFFECTED BY THE YESHIVA DECISION

Institution	State	Unit Size	Agent Status	Year Agent Elected
Adrian College	MI	56	NEA-C <sup>1</sup>	'75
American International College	MA	-	AAUP-P <sup>1</sup>	-
American Univ. English Lang. Institute	DC	37	ELIFA-C	'82
Ashland College	OH	82	AAUP-D <sup>1</sup>	'72
Boston University	MA	860	AAUP-D/P	'75
Bradford College	MA	29	NA <sup>2</sup>	'82
Catholic Univ. of America Law School	DC	22	IND-D	'77
College of Osteopathic Medicine	IA	65	AFT-D	'76
Cooper Union	NY	55	AFT-D/P	'74
Curry College	MA	95	AAUP-W <sup>1</sup>	'79
Daemen College	NY	80	AAUP-W	'79
Drury College	MO	60	AAUP-W	'79
Duquesne Univ. Law School	PA	26	Faculty Assn.	-
Florida Memorial College	FL	40	UFF/AFT-C	'79
Ithaca College	NY	-	NYSUT/AFT-D	'78
Kendall School of Design	MI	50	NEA-C	'74
Lewis University	IL	97	IND-C	'75
Livingstone College	NC	77	AFT-C	-
Long Island Univ.-Brooklyn	NY	250	AFT-C	'76
Long Island Univ.-C.W. Post	NY	350	AFT-C	'76
Long Island Univ.-Coll. of Pharmacy	NY	25	AAUP-C	'78
Long Island Univ.-Southampton	NY	72	AFT-C	'76
Loretto Heights College	CO	100	NEA-C	'72
Milton College	WI	35	AFT <sup>3</sup> -School Closed	'82
Montefiore Hosp./Medical Center	NY	-	NA	-
Mount Allison University	CAN	122	CAUT-C	'82
Mount Vernon College	DC	25	AAUP-W	'77
Nasson College	ME	30	AFT <sup>5</sup> -School Closed	'82
New York Medical College	NY	-	NA	-
Ohio Northern University	OH	145	NEA-D	'79
Parsons School of Design	NY	-	AFT-C	'84
Polytechnic Institute of NY	NY	220	AAUP-P	'71
Pratt Institute of NY	NY	470	AFT-C	'71
Puerto Rico Jr. College	PR	-	IND-C	'75
Rio Grande College	OH	76	IND-C	'76
Saint Joseph College	ME	27	NEA-P	-
Saint Theresa College	MN	-	NA <sup>4</sup>	-
Salem College	WV	64	NEA-D	'79
Seattle University	WA	-	AAUP-W	-
Seton Hall University	NJ	-	AFT-D	'82
Simon's Rock of Bard College	MA	27	AFT-C	'84
Stephens College	MO	120	AFT-D	'79
Stephens Inst./Acad. of Art Coll.	CA	-	IND	'76

TABLE THIRTEEN (Continued)

Institution	State	Unit Size	Agent/Status	Year Agent Elected
<b>ROSTER OF INSTITUTIONS (Cont'd.)</b>				
Stevens Institute of Technology	NJ	109	AAUP-D	'76
Thiel College	PA	63	AAUP-D	-
University of Alaska	AK	-	NEA-C	'82
University of Albuquerque	NM	-	AFT-D	-
University Central De Bayamon	PR	-	UPU-C	-
University of New Haven	CT	130	AFT-D	'76
Villanova University	PA	-	AAUP-W	-
Wagner College	NY	105	AFT-D	'79
Witchita State University	KS	-	KEA-C	-
Wilberforce University	OH	49	AAUP-C	'79
Yeshiva University	NY	200	IND-D	'76

1. C= Current  
D/P= Decertified Pending Appeal  
D= Decertified  
P= Pending Litigation  
NA= "No Agent" Elected  
W= Agent Withdrew
2. "No Agent" defeated IBT in 1982.
3. "No Agent" defeated NYS Fed. Phy.-Dentists in 1982.
4. "No Agent" defeated AAUP in 1980.
5. "No Agent" defeated NYS. Fed. Phy.-Dentists in 1982.



TABLE FOURTEEN  
COLLEGE CLOSINGS<sup>1</sup>

Institution	State	Agent	Unit Size	2/4 Year	Closing Date
*Central YMCA Community College	IL	AFT	80	2	1983
*Colorado Women's College	CO	AAUP	42	4	1982
*Detroit Institute of Technology	MI	NEA	34	4	1981
*Milton College	WI	AFT	35	4	1982
*Nasson College	ME	AFT	30	4	1983
*Shaw College at Detroit <sup>2</sup>	MI	NEA	37	4	1983
Springfield Campus - University of South Dakota	SD	NEA	--	4	1984

<sup>1</sup>Institution previously cited in the Directory as having negotiated collective bargaining agreements.

<sup>2</sup>U. S. Bankruptcy Court judge orders permanent closing of institution. (March, 1984)


TABLE FIFTEEN

BARGAINING AGENTS CITED IN THIS DIRECTORY

AAUP	American Association of University Professors
ACCF	Associated Community College Faculties
ACPU	Association Canadien des Professeur's d'Universite
AFGE	American Federation of Government Employees
AFSCME	American Federation of State, County and Municipal Employees
AFT	American Federation of Teachers
APSCUF	Association of Pennsylvania State College and University Faculties
CAUT	Canadian Association of University Teachers
CEQ	Centrale de l'Enseignement du Quebec
CFA	California Faculty Association
CNA	California Nurses Association
CSEA	California State Employees Association
CSN	Confederation des Syndicats Nationaux
CTA	California Teachers Association
CWA	Communication Workers of America
ELIFA	English Language Institute Faculty Association
FAC	Florida Academic Congress
FAPUQ	Federations des Associations de Professeurs des Universities du Quebec
FUSA	Faculty United Service Association
GFT	Guam Federation of Teachers
IFT	Illinois Federation of Teachers
IND	Independent
MCCC	Massachusetts Community College Council
MSP	Massachusetts Society of Professors
MTA	Massachusetts Teachers Association
NEA	National Education Association
NYEA	New York Educator's Association
NYS Fed. Phy. Dent.	New York State Federation of Physicians and Dentists
NYSUT	New York State United Teachers
OEA	Ohio Education Association
OEA	Oregon Education Association
OPEIU	Office of Professional Employees International Union
OPSEU	Ontario Public Service Employees Union
PaFT	Pennsylvania Federation of Teachers
PCFA	Post College Faculty Association
PSC	Professional Staff Congress
SCEA	State Colleges Education Association (Nebraska)
SCFA	Santa Cruz Faculty Association
SEIU	Service Employees' International Union
SPSE	Society of Professional Scientists and Engineers
SRFBC	Simon's Rock Faculty Bargaining Council
TAA	Teaching Assistants Association
UAPD	Union of American Physicians and Dentists
UCCFF	United Community College Faculty of Florida
UEA	University Education Association
UFF	United Faculty of Florida
UFL	University Federation of Librarians
UHPA	United Hawaii Professional Assembly

TABLE FIFTEEN (continued)

UPC	United Professors of California
UPI	United Professionals of Illinois
UPU	Union De Profesores Universitarios
UUP	United University Professions
WEA	Wisconsin Education Association



"NO-AGENT" VOTES  
1971 - 1985

"NO-AGENT" VOTES  
1971 - 1985

State	Institution	Agent Defeated	Year	2/4
ALASKA	University of Alaska	NEA	1982	4
CALIFORNIA	*California Institute of the Arts	AFT	1975-	4
	Coachella Valley Community College	NEA	1978	2
	College of the Desert	NEA	1979	2
	Imperial Valley College	NEA	1980	2
	North Orange County Community College**	NEA	1978	2
	Pasadena City College**	NEA	1977	2
	Univ. of California-Berkeley	AAUP	1980	4
	-UCLA	Ind.	1981	4
	-Professional Scientist & Engineers of the Lawrence Livermore National Labs.	SPSE/CSEA	1983	4
	Univ. of San Francisco-College of Professional Studies	AFT	1983	4
COLORADO	University of Colorado** . Boulder	AAUP/AFT	1975- 1980	4 4
CONNECTICUT	*Wesleyan University	AAUP	1979	4
DISTRICT OF COLUMBIA	*Catholic University of America		1979	4

State	Institution	Agent Defeated	Year	2/4
<b>"NO-AGENT" VOTES (Cont'd.)</b>				
FLORIDA	Central Florida Community College	NEA	1977	2
	Florida Junior College	AFT	1975	2
	*Jacksonville University	AAUP	1975-	4
	Miami Dade Junior College	AFT	1975	2
		AFT	1984	2
		NEA	1975	2
	Okaloosa-Walton Junior College			
	Pensacola Junior College	UFF/AFT	1979	2
	(Full & Part-time)	AFT	1975	2
	Polk Community College	NEA	1976	2
	Santa Fe Community College	NEA	1977	2
	St. Petersburg Junior College			
	Univ. of Florida-Institute of Food and Agric. Science	Ind.	1976	4
	Univ. of Florida-Gainesville**		1980	4
*Univ. of Miami-Coral Gables	AAUP	1974	4	
ILLINOIS	*College of St. Francis	AFT	1975-	4
	William Rainey Harper College**	NEA, AFT	1976	2
INDIANA	*Butler University	NEA	1977	4
	*University of Evansville	NEA	1979	4
MAINE	*Ricker College	AFT	1975-	4
	Maine Maritime Academy	AFT	1985	4
MASSACHUSETTS	*Anna Maria College	AAUP	1978	4
	*Bradford College	IBT	1982	4
	*Curry College**	Ind.	1975	4
	*Dean Junior College	AFT	1975-	2
	Holyoke Community College**	NEA	1971	2
	(subsequently affiliated with NEA under statewide system)			
	*Lasell Junior College	AFT	1976	2

State	Institution	Agent Defeated	Year	2/4
<b>"NO-AGENT" VOTES (Cont'd.)</b>				
<b>MASSACHUSETTS</b>				
(Cont'd.)	Massachusetts Maritime Academy	AFT, NEA	1975	4
	*Merrimack College	NEA	1976	4
	*New England Conservatory of Music	AAUP	1975	4
	*Northeastern University	AAUP, NEA	1975	4
<b>MICHIGAN</b>				
	*Albion College	AAUP, NEA	1975-	4
	American Institute of Technology	AAUP	1980	4
	Grand Valley State Colleges	NEA	1974	4
		NEA	1977	
		NEA	1980	
		NEA	1982	
	*Lawrence Institute of Technology	AAUP	1975-	4
	Michigan State University	AAUP, NEA	1972	4
		AAUP, NEA	1978	
		AAUP, NEA	1982	
	Northern Michigan University**	NEA	1975	4
	*University of Detroit**	AAUP	1975-	4
		NEA	1975-	
<b>MINNESOTA</b>				
	*Hamline University	AAUP	1975	4
	University of Minnesota			
	- Faculty**	AAUP	1978	4
	- Law School(Duluth & Twin Cities Campus)		1980	
	- Health Science(Duluth & Cities Campus)		1980	
	- Crookston Campus-Faculty		1980	
	- Minneapolis-St. Paul	NEA, AAUP	1981	
	*St. Theresa's College	AAUP	1980	4





State	Institution	Agent Defeated	Year	2/4
<b>"NO-AGENT" VOTES (Cont'd.)</b>				
NEW YORK (Cont'd.)	*Villa Maria College	AFT	1975-	2
	*New York Medical College	NYS Fed Phy/Dent	1982	4
	*Montefiore Medical Center	NYS Fed Phy/Dent	1982	4
	*Paul Smith College	AFT	1985	2
NORTH CAROLINA	*Barber-Scotia College	NEA	1979	4
OHIO	*Antioch College	AAUP, AFT	1975-	4
	*Baldwin-Wallace College	AAUP	1975-	4
	Bowling Green State University	Ind.	1979	4
	*Oberlin College	Ind.	1974	4
	Ohio University	AAUP, NEA	1976	4
	University of Toledo	AAUP, AFT	1975-	4
OREGON	Eastern Oregon State College	Ind.	1977	4
	Oregon Institute of Technology	AAUP, AFT	1975	4
	Oregon State University	NEA, AAUP	1977	4
	Treasure Valley Community College	NEA	1983	2
	Umpqua Community College	NEA	1977	2
	University of Oregon	NEA	1979	2
		AAUP, AFT	1977	4
PENNSYLVANIA	Butler County Community College	NEA, Ind.	1976	2
	*King's College	AFT, NEA	1975-	4
	Pennsylvania State University	AAUP, NEA	1977	4
	*Philadelphia College of Art	AFT	1975-	4
	*Point Park College	AAUP	1974	4

State	Institution	Agent Defeated	Year	2/4
<b>"NO-AGENT" VOTES (Cont'd.)</b>				
PENNSYLVANIA				
(Cont'd.)				
	*Seton Hill College	NEA	1975-	4
	University of Pittsburgh	AFT	1977	4
	Univ. of Pittsburgh Health Professional Schools	AAUP, NEA	1975	4
	Univ. of Pittsburgh Law School	Ind.	1975	4
	Univ. of Pittsburgh-Provost Unit	AAUP, AFT, NEA	1976	4
	*Villanova University	AAUP, AFT	1975-	4
	*Waynesburg College	NEA	1976	4
	*Wilson College	PSEA/NEA	1977	4
RHODE ISLAND	*Rhode Island School of Design**	AFT		4
TENNESSEE	*Tusculum College	AFT	1972	4
VERMONT	University of Vermont Community College of Vermont	AFT, AAUP, NEA AFT	1976 1985	4 2
VIRGINIA	*Randolph-Macon College	AAUP	1973	4
WASHINGTON	*Seattle University	AAUP	1975-	4
WISCONSIN	*Northland College**	AFT	1972	4

\*Denotes private institution.

For purposes of this Directory, "No-Agent" Votes are defined as elections in which faculty chose not to be represented by a certified collective bargaining agent. At those institutions in which faculty subsequently elected to be represented, the symbol \*\* is used. Information on "No-Agent" Votes conducted prior to 1975 is not readily available, thus for those institutions the year 1975, followed by a dash, -, is used.



INDEX OF UNITED STATES AND  
CANADIAN INSTITUTIONS CITED IN  
1986 DIRECTORY

## INDEX

Institution	Page No.
Acadia University	70
Adelphi University	49
Adirondack Community College	50, 97
Adrian College	37, 116
Aimes Community College	21
Albany State University-SUNY	57
Albion College	124
Aleman Center-San Francisco C.C.	18
Alfred State College-SUNY	56
Algoma University College	88
Algonquin C.C.-Ontario	88
Allegheny Campus	62
Allied Health Center Campus-Broward College	25
Alpena Community College	37
Ambler Campus-Temple University	65
American Institute of Technology	124
American International College	116
American River College	15
American River College Center	16
American University	25, 81
American Univ. English Language Institute	116
Amherst Campus - University of Massachusetts	37
Anchorage Community College	11
Ankeny Campus-Des Moines Area C.C.	30
Ann Arbor-University of Michigan	41
Anna Maria College	123
Anoka-Ramsey Community College	42
Antioch College-Ohio	126
Antioch College-Pennsylvania	63
Antioch College School of Law-Wash. D.C.	25
Arapahoe Community College	21
Area Vocational Tech. & Adult Educ. Distr. I	71
Arrowhead Community College	42
Ashland Campus-Wisconsin	74
Ashland College-Ohio	115, 116
Ashtabula Regional Campus-Kent State, Ohio	60
Asnuntuck Community College	23, 80
Atlantic Community College	46
Auburn Hills Campus-Oakland C.C.	40
Austin Community College	42

INDEX (Cont'd.)

Institution	Page No.
Baker Junior College of Business	37
Bakersfield-Calif. State College	12
Bakersfield College	15
Baldwin-Wallace College	126
Barber-Scotia College	126
Bard College	50
Barstow Community College	11
Baruch College-CUNY	50
Bay de Noc Community College	37
Beatrice Campus-Southeast Tech. C.C.	45
Beaver Dam Campus-Moraine Park Tech. Instit.	73
Becker Junior College	35
Belleville Area College	27
Bellevue Community College	68
Bemidji State University	42
Bergen Community College	46
Berkeley Campus-University of California	20
Berklee College of Music	35, 81, 96
Berkshire Community College	36
Big Bend Community College	68
Binghamton State University-SUNY	57
Bishop's University	90
Black Hawk College	28
Black Hills State College	67
Blackhawk Voc. Tech. Institute	71
Bloomfield College	46
Bloomsburg State College	64
Blue Hills Community College	36
Blue Mountain Community College	61
Bd. of Regents of Higher Educ.-Mass. C.C. System	36
Boone Campus-Des Moines Area C.C.	30
Borough of Manhattan C.C.-CUNY	50
Boston Campus-Univ. of Massachusetts	37
Boston University	116
Bowling Green State University	126
Boyce Campus--C.C. of Allegheny County	52
Bradford College	116, 123
Brandon University	86
Brainerd Community College	42
Brevard Community College	25
Bridgewater State College	36
Bristol Campus-Roger Williams College	66
Bristol Community College	36
Brockport State College-SUNY	57

INDEX (Cont'd.)

Institution	Page No.
Brookdale Community College	46
Brooklyn College-CUNY	50
Brooklyn Polytechnic of N.Y.	55
Brooklyn-Pratt Institute of N.Y.	56
Broome Community College	50
Broward Community College	25
Bryant College	66
Bucks County Community College	63
Bronx Community College-CUNY	50
Buffalo(Health & Sci. Ctr.)-SUNY	58
Buffalo State University-SUNY	57
Bunker Hill Community College	36
Burlington County College	46
Butler County Community College	32, 126
Butler University	123
Butte College	12
Cabrillo College	12
California Institute of the Arts	122
California State College	64
California State University	12
Calmar Campus-N.E. Iowa Technical Institute	31
Cambrian C.C.-Ontario	88
Camden Campus-Rutgers State University	48, 81
Camden County College	46
Canada College	19
Canadore C.C.-Ontario	88
Canton Agric. & Tech. College-SUNY	56
Cape Cod Community College	36
Capital District E.O.C.-Hudson Valley C.C.	53
Carl Sandburg College	28
Carleton University	88
Cascade Campus-Portland Oregon C.C.	62, 82
Castleton State College	68
Catholic University of America	122
Catholic Univ. of America Law School	115, 116
Cattaraugus Center-Jamestown C.C.	53
Cayuga County Community College	50
Centenary College for Women	125



INDEX (Cont'd.)

Institution	Page No.
Centennial C.C.-Ontario	88
Center Campus-Macomb County C.C.	39
Central Campus-Broward C.C.	25
Central Campus-Seattle C.C. Distr. VI	70
Central Community College	44
Central Connecticut State College	23
Central Florida Community College	123
Central Maine Voc. Tech. Institute	34
Central Michigan University	38
Central Oregon Community College	61, 97
Central State University	59, 96
Central YMCA C.C.	118
Centralia College	69
Cerro Coso College	15
Chabot College	13
Chadron State College	36
Chaffee Community College	13
Chemeketa Community College	51
Cheyney State College	64
Chicago State University	28
Chico-CSU	12
Chinatown C.C. Center-San Francisco C.C.	18
Chipola Junior College	26
Chippewa Falls Adult & Voc. School	71
Citrus College	13
City Campus-Erie C.C.	52
City College-CUNY	50
City Colleges of Chicago	28
City College of San Francisco	18
City University of New York	50
City-wide College	28
Clackamas Community College	61
Clairemont Mesa Center-San Diego C.C.	18
Claremont Colleges	13
Claremont McKenna College	13
Claremont University Graduate School	13
Clarion State College	65
Clark College	68
Clatsop Community College	62
Clearwater Community College-Minnesota C.C.	42
Clermont General & Technical College	61
Clinton Community College-Iowa	30
Clinton Community College-N.Y.	51
Cloud County Community College	23

INDEX (Cont'd.)

Institution	Page No.
Coachella Valley Community College	122
Coast Community College District	13, 80
Coastline Community College	13
Cobleskill Agric. & Tech. College-SUNY	56
Cocoa Campus-Brevard C.C.	25
Coffeyville Community College	32
Colby Community College	32
College of Agric. & Life Sci. at Cornell-SUNY	57
College of Alameda	17
College of Applied Science	61
College of Ceramics at Alfred Univ.-SUNY	57
College of Environmental Sci. & Forestry at Syracuse-SUNY	57
College of Human Ecology at Cornell-SUNY	57
College of Lake County	28
College of Marin	16
College of Optometry at N.Y.C.-SUNY	58
College of Osteopathic Medicine	115, 116
College of San Mateo	19
College of Staten Island-CUNY	50
College of St. Francis	124
College of Technology at Utica/Rome-SUNY	57
College of the Desert	122
College of the Redwoods	13
College of the Sequoias	13
College of Veterinary Medicine at Cornell	57
Colorado Community College System	21, 22
Colorado Mountain College	21
Colorado Northwestern Community College	21
Colorado Women's College	118
Columbia Basin Community College	68
Columbia College	21
Columbia Greene Community College	51
Columbus-Region 1-Central C.C.	44
Community Campus-Pima C.C.	11
Community College Centers-San Francisco C.C.	18
Community College District XII-Wash. D.C.	69
Community College of Allegheny County	63
Community College of Baltimore	34
Community College of Beaver County	63
Community College of Denver	22
Community College of Philadelphia	64, 83
Community College of Rhode Island	65, 66
Community College of the Finger Lakes	51
Community College of Vermont	68, 98, 126

**INDEX (Cont'd.)**

Institution	Page No.
Community College Skills Center-San Francisco C.C.	18
Compton Community College	14
Concordia University	90
Conestoga C.C.-Ontario	88
Confederation C.C.-Ontario	88
Connecticut Community College System	22, 80, 96
Connecticut State Technical Colleges	23
Connecticut State University System	23
Contra Costa College	14
Contra Costa Community College District	14
Cooper Union	115, 116
Cornell University-ILR	51, 57, 82
Corning Community College	125
Cortland State College-SUNY	57
Cosummes River College	15
Cottey College	43, 98, 115
County College of Morris	47
Cowley County Community College	32
Crookston Campus-Univ. of Minnesota	124
Culinary Institute of America	51
Cumberland County College	47
Curry College	35, 115, 116, 123
Cuyahoga Community College District	59
Cuyamaca College	14
Cypress College	16
	115, 116
Daemen College	67
Dakota State College	26
Dale Mabry Campus-Hillsborough C.C.	87
Dalhousie University	20
Davis Campus-University of California	43
Dawson Community College	123
Dean Junior College	14
DeAnza College	41
Dearborn Campus-Univ. of Mich.	38
Dearborn Heights Campus-Henry Ford C.C.	64
Delaware County C.C.	24
Delaware State College	115
Delaware Technical & Community College	56
Delhi Agric. & Tech. College-SUNY	22
Denver-Auraria C.C.	

INDEX (Cont'd.)

Institution	Page No.
Des Moines Area Community College	30
Detroit College of Business	38
Detroit Institute of Technology	118
Diablo Valley College	14
District I Tech. Institute	71
Dodge City Community College	32
Dominguez Hills-Calif. State University	12
Dowling College	52
Downriver Region-Wayne County C.C.	41
Downstate Medical Ctr.-Brooklyn-SUNY	58
Downtown Campus-Pima C.C.	11
Downtown Community College Center-San Francisco C.C.	18
Drury College	115
Duluth Campus-Univ. of Minnesota	42
Duquesne University Law School	116
Durham Campus-Univ. System of New Hampshire	125
Durham C.C.-Ontario	88
Dutchess Community College	52, 82, 96
Dyke College	60
D'Youville College	52
East Campus-Black Hawk C.C.	28
East Campus-Pima C.C.	11
East Liverpool Regional Campus-Kent State	60
East Los Angeles College	15
East St. Louis Community College	28
East San Diego Campus-San Diego C.C.	18
East Stroudsburg State College	65
Eastern Campus-Cuyahoga C.C. District	59
Eastern Campus-Suffolk County C.C.	58
Eastern Connecticut State College	23
Eastern Illinois University	28
Eastern Iowa Community College District IX	30
Eastern Maine Voc. Tech. Institute	34
Eastern Michigan University	38
Eastern Montana College	43
Eastern Oregon State College	126
Eastern Region-Wayne County C.C.	41
Ecole Polytechnique	90
Edinboro State College	65

INDEX (Cont'd.)

Institution	Page No.
Edison Community College	26
Edison State College	60
Edmonds Community College	69
Educational Cultural Complex-San Diego C.C.	18
Edward Williams College	47
El Camino Community College	14
Elizabeth Skills Center-Union County College	49
Elkhorn Valley Campus-Metropolitan Tech. C.C.	44
Emerson College	35
Empire State College-SUNY	57
Endicott College	35
Erie Community College	52
Essex County College	47
Everett Community College	68
Evergreen Valley College	19
Fairbury Campus-Southeast Tech. C.C.	45
Fairleigh Dickinson University	47
Fanshawe C.C.-Ontario	88
Farmingdale-Polytechnic of N.Y.	55
Farmingdale Agric. & Tech. College-SUNY	56
Fashion Institute of Technology	52
Feather River College	17
Fergus-Falls Community College	42
Ferris State College	38
Fitchburg State College	36
Flint Campus at Detroit-Shaw College	41
Flint Campus-Univ. of Michigan	41
Florhan-Madison Campus-Fairleigh Dickinson Univ.	47
Florida Agric. & Mech. Univ.-Florida State Univ. System	26
Florida Atlantic Univ.-Florida State Univ. System	26
Florida International Univ.-Florida State Univ. System	26
Florida Junior College	123
Florida Memorial College	17, 116
Florida State University System	26
Florida State University-Florida State Univ. System	26
Florissant Valley Campus-St. Louis C.C.	43
Fond du Lac Campus-Moraine Park Tech. Institute	73
Foothill College	14
Foothill-DeAnza Community College District	14
Fordham University	125
Fordham University Law School	52
Forest Park Campus-St. Louis C.C.	43
Fort Scott Community College	33

INDEX (Cont'd.)

Institution	Page No.
Fort Steilacoom Community College	69
Fox Valley Technical Institute	71
Fox Valley Tech. Institute-Appleton	71
Fox Valley Tech. Institute-Oshkosh	71
Framingham State College	36
Franklin Pierce College	46
Fredonia State College-SUNY	57
Fresno-Calif. State University	12
Fresno City College	20
Front Range Community College	22
Fullerton-Calif. State University	12
Fullerton College	16
Fulton-Montgomery Community College	52
Galileo C.C. Center-San Francisco C.C.	18
Garden City Community College	33
Garrett Heyns Educ. Center-C.C. District XII	69
Gateway Aviation Center-Kenosha	72
Gateway Technical Institute	72
Gateway Tech.-Elkhorn	72
Gateway Tech.-Kenosha	72
Gateway Tech.-Racine	72
Gavilan Community College	14
Genesee Community College	52
Geneseo State College-SUNY	57
George Brown C.C.-Ontario	88
Georgia/Harvard St. Campus-Univ. of D.C.	25
Georgian C.C.-Ontario	88
Germantown Campus-Montgomery College	35
Glassboro State College	48
Glendale Community College	14
Glen Oaks Community College	38
Gloucester County College	47
Goddard College	115
Gogebic Community College	38
Golden West Community College	13, 80
Governors State University	28
Grad. School & Univ. Center-CUNY	50
Grad. School of Biomedical Sciences	49
Grand Island-Region 2-Central C.C.	44
Grand Rapids Junior College	38
Grand Valley State College	124

INDEX (Cont'd.)

Institution	Page No.
Grays Harbor College	69
Greater Hartford Community College	23, 80
Greater New Haven State Tech. College	23
Green Bay Campus-Northeast Wisc. Tech. Inst.	73
Green River Community College	69
Greenfield Community College	36
Grossmont College	14
Grossmont Community College District	14
Hamline University	124
Harbor Campus-C.C. of Baltimore	35
Harbor View Center-San Diego C.C.	18
Hartford Campus-Univ. of Connecticut	24
Hartford State Technical College	23
Harvey Mudd College	13
Hastings-Region 3-Central C.C.	44
Hawkeye Institute of Technology	30
Hayward-Calif. State University	12
Hayward Campus-Chabot College	13
Henry Ford Community College	38
Herkimer County Community College	53
Hibbing Community College	42
Highland Community College	28
Highland Lakes Campus-Oakland C.C.	40
Highland Park Community College	38
Highline Community College	69
Hillsborough Community College	26
Hilo Campus-Univ. of Hawaii	27
Hofstra University	53
Holyoke Community College	36, 123
Honolulu Community College	27
Hostos Community College-CUNY	50
Housatonic Regional Community College	23, 80
Hudson Valley Community College	53
Humber C.C.-Ontario	88
Humboldt State University-CSU	12
Hunter College-CUNY	50
Hutchinson Community College	33

INDEX (Cont'd.)

Institution	Page No.
Illinois Board of Governors	28
Illinois Central College	29
Illinois Valley Community College	29
Imperial Valley College	14, 122
Independence Community College	33
Indian River Community College	26
Indian Valley College	16
Indiana Univ. of Pennsylvania	65
Institut Armand Frappier	90
Institut National de la Recherche Scientifique	90
Inver Hills Community College	42
Iowa Central Community College	30
Iowa Lakes Community College	31
Iowa Western Community College	31
Irvine Campus-California State University	20
Itasca Community College	32
Ithaca College	116, 125
Jackson Community College	39
Jacksonville University	123
Jamestown College	115
Jamestown Community College	53
Jefferson Community College	53
Jefferson Technical College	60, 96
Jersey City State College	48
John A. Logan College	29
John Adams Community Center-San Francisco C.C.	18
John Jay College of Criminal Justice-CUNY	50
John O'Connell C.C. Center-San Francisco C.C.	18
Johnson County Community College	33
Johnson State College	68
Joliet Junior College	29
Juneau-Douglas Community College	11
Kalamazoo Valley Community College	39
Kankakee Community College	29
Kansas City Community College	33
Kapiolani Community College	27



INDEX (Cont'd.)

Institution	Page No.
Kauai Community College	27
Kean College of New Jersey	48
Kearney State College	45
Kearny Mesa Center-San Diego C.C.	18
Keene State College	46
Kellogg Community College	39
Kenai Peninsula Community College	11
Kendall School of Design	39, 116
Kennebec Valley Voc. Tech. Institute	34
Kennedy-King College	28
Kent State University	60
Kern Community College District	15
Kerney Center-Mercer County C.C.	47
Ketchikan Community College	11
King's College	126
Kings River Community College	20
Kingsborough Community College-CUNY	50
Kirkwood Community College	31
Kirtland Community College	39, 97
Kodiak Community College	11
Kuskokwm Community College	11
Kutztown State College	65
Labette Community College	33
Laboure College	35
Lackawanna Junior College	64
LaGuardia Community College-CUNY	51
Lake County Community College	60
Lake Land College	29
Lake Superior State College	39
Lakehead University	88
Lakeshore Technical Institute	72
Lakewood Community College	42
Lamar Community College	22
Lambton C.C.-Ontario	88
Lane Community College	62
Laney College	17
Lansing Community College	39
Lasell Junior College	108
Laurentian University	81
Lawrence Institute of Technology	109

INDEX (Cont'd.)

Institution	Page No.
Leeward Community College	27
Lehigh County Community College	63
Lehman College-CUNY	51
Leicester College	35
Lewis and Clark Community College	29
Lewis University	101
Liberal Arts Campus-Long Beach City College	15
Liberty Campus-C.C. of Baltimore	35
Lincoln Campus-C.C. of Rhode Island	66
Lincoln Campus-Southeast Tech. C.C.	45
Lincoln University	63
Livingstone College	101
Lock Haven State College	64
Long Beach-Calif. State University	12
Long Beach City College	15
Long Island University-Brooklyn	53, 116
Long Island University-College of Pharmacy	53, 116
Long Island University-C.W. Post	54, 82
Long Island University-Southampton Center	54, 116
The Loop College	28
Loretto Heights College	22, 116
Los Angeles-Calif. State University	12
Los Angeles Campus-University of California	20
Los Angeles City College	15
Los Angeles Community College System	15
Los Angeles Harbor College	15
Los Angeles Metropolitan College	15
Los Angeles Mission College	15
Los Angeles Pierce College	15
Los Angeles Southwest College	15
Los Angeles Trade-Technical College	15
Los Angeles Valley College	15
Los Medanos College	14
Los Rios Community College System	15, 16
Lower Columbia College	69
Loyalist C.C.-Ontario	88
Luzerne County Community College	64
Lyndon State College	68

INDEX (Cont'd.)

Institution	Page No.
Macomb County Community College	39
Madison Area Technical College-Ft. Atkinson	72
Madison Area Technical College-Madison	72
Madison Area Technical College-Portage	72
Madison Area Technical College-Reedsburg	72
Madison Area Technical College-Watertown	72
Madison Area Vocational & Technical	72
Main Campus-Cranford	49
Main Campus at Detroit-Shaw College	41
Main Campus-Henry Ford C.C.	38
Main Campus-Iowa Lakes C.C.	31
Main Campus-Jamestown C.C.	53
Main Campus-Kent State University	60
Main Campus-Mercer County C.C.	47
Main Campus-Metropolitan Tech. C.C.	44
Main Campus-Roger Williams College	66
Main Campus-University College	60
Main Campus-Vermillion	67
Main Campus-Wausau	73
Maine Maritime Academy	98, 123
Maine Vocational Technical Institute	34
Malcolm X College	28
Manchester Community College	23, 80
Manhattan College	125
Mankato State University	42
Manoa Campus-Univ. of Hawaii	27
Mansfield State College	65
Marin Community College	16
Marinette Campus-Northeast Wisc. Tech. Inst.	73
Maritime College at Ft. Schuyler	57
Marshfield Campus-Mid-State Tech. Inst.	72
Marymount College	54
Marymount College of Virginia	67
Massachusetts Bay Community College	36
Massachusetts College of Art	36
Massachusetts Community College System	36
Massachusetts Maritime Academy	36
Massachusetts State Colleges	36
Massaoit Community College	36
Matanuska-Susitna Community College	11
Maui Community College	27
McCook Campus-Mid-Plains Tech. C.C. Area	44
McHenry County College	29
Medgar Evers College	51
Menomonie Adult & Voc. School	71
Menomonie Falls Campus-Waukesha County Tech. Inst.	74
Meramec Campus-St. Louis C.C.	43

Institution	Page No.
Merced College	16
Mercer County Community College	47
Merrimack College	124
Merritt College	17
Mesabi Community College	42
Metropolitan Campus-Cuyahoga C.C. District	59
Metropolitan State University	42
Metropolitan Technical Community College	44
Miami Dade Junior College	123
Michigan State University	124
Middlesex Community College-Conn. C.C. System	23, 80
Middlesex Community College-Mass. C.C. System	36
Middlesex County College	47
Midway Campus Center-San Diego C.C.	18
Mid-Michigan Community College	39
Mid-Plains Tech. Community College Area	44
Mid-State Technical Institute	72
Miles Community College	43
Milford Campus-Southeast Tech. C.C.	45
Millersville State College	65
Miller-Searle Center-Henry Ford C.C.	38
Milton College	116
Milwaukee Area Technical College	72
Milwaukee Campus-Milwaukee Area Tech. College	72
Minneapolis Community College	42
Minneapolis-St. Paul Campus Univ. of Minnesota	124
Minnesota Community College System	42
Minnesota State University System	42
Mira Mesa Campus Center-San Diego C.C.	18
Mission Community College Center-San Francisco C.C.	18
Mitchell College	24
Modesto Junior College	22
Mohawk C.C.-Ontario	89
Mohawk Valley Community College	54
Mohegan Community College	23, 80
Monmouth College	47
Monroe County Community College	40
Montana State University	125
Montcalm Community College	40
Montclair State College	48
Montefiore Hospital/Medical Center-N.Y.	116, 123
Monterey Peninsula Community College	16
Montgomery College	34
Montgomery County Community College	64

INDEX (Cont'd.)

Institution	Page No.
Moore College of Art	64
Moorhead State University	42
Moorpark College	20
Moraine Park Technical Institute	73
Moraine Valley Community College	29
Morgan Community College	22
Morrisville Agri. & Tech. College-SUNY	56
Morton College	29
Mott Community College	40
Mount Allison University	87, 116
Mount Hood Community College	62, 82
Mount San Antonio College	16
Mount San Jacinto College	16
Mount Sinai School of Medicine-CUNY	51
Mount Vernon College	115, 116
Mount Vernon Square Campus-Univ. of D.C.	25
Mount Wachusett Community College	36
Muscatin Community College	30
Muskegon Community College	40
Napa College	16
Nassau Community College	54, 82
Nasson College	116, 118
Nathaniel Hawthorne College	125
National College of Business	67
Natural Resources-Williamsport Area C.C.	65
Navajo Campus Center-San Diego C.C.	18
Nebraska State Colleges	45
Nebraska Western College-Scottsbluff	45
New Brunswick Campus-Rutgers State Univ. of N.J.	48, 81
New England College	115
New England Conservatory of Music	124
New Jersey Dental School	49
New Jersey Institute of Technology	48
New Jersey Medical School	49
New Jersey School of Osteopathic Medicine	49
New Jersey State College System	48
New Paltz State College-SUNY	57
New Richmond Campus-Wisc. Indianhead VTAE Distr.	74
New York City Campus-N.Y. Institute of Tech.	54
New York City Technical College-CUNY	51

INDEX (Cont'd.)

Institution	Page No.
New York Institute of Technology	54
New York University	125
New York University Law School	55
Newark Campus-Rutgers State Univ. of N.J.	48, 81
Niagara C.C.-Ontario	89
Niagara County Community College	55
Niagara University	55
Normandale Community College	42
North Adams State College	36
North Campus-Broward C.C.	25
North Campus-C.C. of Allegheny	63
North Campus-Erie C.C.	52
North Campus-Milwaukee Area Tech. College	72
North Campus-Seattle C.C. District VI	70
North Campus-Southeastern C.C.	31
North Campus-Williamsport Area C.C.	65
North Central Michigan College	40
North Central Technical Institute	73
North Country Community College	55
North Hennepin Community College	42
North Orange County Community College	16, 123
North Platte Campus-Mid-Plains Tech. C.C. Area	44
North Shores Campus Center-San Diego C.C.	18
North Shore Community College	36
Northampton County Area Community College	64
Northeast Iowa Tech. Institute (Area I)	31
Northeast Wisconsin Tech. Institute	73
Northeastern Junior College	22
Northeastern University-Ill.	28
Northeastern University-Massachusetts	124
Northern C.C.-Ontario	88
Northern Essex Community College	36
Northern Maine Voc. Tech. Institute	34
Northern Michigan University	40, 81
Northern Montana College	44
Northland College	73, 127
Northland Community College	42
Northridge-Calif. State University	12
Northwest Community College	11
Northwest Iowa Tech. College (Area IV)	31
Northwest Technical College	60
Northwestern Connecticut Community College	23, 80
Northwestern Region-Wayne County C.C.	41

INDEX (Cont'd.)

Institution	Page No.
Norwalk Community	22
Norwalk State Technical College	23
Nova Scotia College of Arts and Design	87
Oakland Community College	40
Oakland University	40
Oberlin College	126
Ocean County College	48
Ohio Northern University	115, 116
Ohio University	126
Okaloosa-Walton Junior College	123
Old Westbury-N.Y. Institute of Technology	54
Old Westbury State College-SUNY	57
Olive-Harvey College	28
Olympia Technical Community College	69
Olympic College	69
Oneonta State College-SUNY	57
Onondaga Community College	55
Ontario Institute for Studies in Education	88
Open Campus-Brevard C.C.	25
Orange Coast Community College	13, 80
Orange County C.C.	55
Orchard Ridge Campus-Oakland C.C.	40, 82
Oregon Institute of Technology	126
Oregon State University	126
Oswego State College-SUNY	57
Otero Community College	22
Oxnard College	20
Pace University	125
Pacific Coast Campus-Long Beach City College	15
Palm Beach Junior College	27
Palo Verde Community College	16
Park College	43
Parsons School of Design	65, 116
Pasadena City College	17, 122
Passaic County Community College	48
Paul Smith College	98, 126

INDEX (Cont'd.)

Institution	Page No.
Peninsula College	70
Pennsylvania State College & Univ. System	64, 65, 126
Pensacola Junior College	27, 96, 123
Peosta Campus-N.E. Iowa Tech. Inst.	31
Peralta Community College District	17
Peru State College	45
Philadelphia Campus-Temple University	65
Philadelphia College of Art	126
Pikes Peak Community College	22
Pima Community College	11
Pittsburgh State University	33
Pitzer College	13
Plant City Campus-Hillsborough C.C.	26
Plattsburgh State College-SUNY	57
Plymouth Campus-Univ. System of New Hampshire	125
Point Park College	126
Polk Community College	123
Polytechnic Institute of New York	55, 116
Pomona-Calif. State Polytechnic University	12
Pomona College	13
Porterville College	15
Portland Community College	62, 82
Portland State University	62, 82
Post College	24
Potsdam State College-SUNY	57
Prairie State College	29
Pratt Community College	33
Pratt Institute of New York	56, 116
Pratt Manhattan Center	56
Pratt Phoenix Center	56
Prince William Sound Community College	11
Providence Branch-Roger Williams College	66
Pueblo Community College	22
Purchase State College-SUNY	57
Quad Campus-Black Hawk C.C.	28
Queensborough Community College-CUNY	51
Queens Campus-St. Johns University	56
Queens College-CUNY	51
Quincy Junior College	36
Quinebaug Valley Community College	23, 80



INDEX (Cont'd.)

Institution	Page No.
Quinnipiac College	24
Quinsigmond Community College	36
Rainy River Community College	32
Ramapo College of New Jersey	48
Rancho Santiago Community College District	17, 80
Randolph-Macon College	127
Raymond Walters College	61
Reading Area Community College	65
Red Rocks Community College	22
Regis College	32
Rend Lake College	29, 96
Rensselaer Polytechnic Institute	125
Rhode Island College	66
Rhode Island School of Design	66, 83, 126
Rice Lake Campus-Wisc. Indianhead VTAE Distr.	74
Richard J. Daley Colleges	28
Ricker College	123
Rider College	48
Rio Grande	60, 116
Rio Hondo Community College	17
Riverside Campus-University of California	20
Riverside Community College	17
Robert Morris College	65
Rochester Community College	42
Rockland Community College	56
Rockville Campus-Montgomery College	35
Rock Creek Campus-Portland C.C.	62, 82
Roger Williams College	67
Rogue Community College	62
Rosary Hill College	125
Ross Island Center-Portland C.C.	62
Roxbury Community College	36
Rutgers Medical School	49
Rutgers State University of New Jersey	48, 80
Rutherford Campus-Fairleigh Dickinson Univ.	47
Ryerson Polytechnical Institute	89

INDEX (Cont'd.)

Institution	Page No.
Sacramento-Calif. State University	12
Sacramento City College	15
Saddleback Community College	17, 80
Saginaw Valley State College	40
Saint Boniface	78
Saint Claud State University	42
Saint Joseph College-Maine	116
Saint Joseph's College-New York	125
Saint Leo College	27
Saint Louis Community College	43
Saint-Louis Maillet	87
Saint Mary's University	87
Saint Theresa College	116, 126
Salem Community College	48
Salem College	115, 116
Salem Regional Campus-Kent State	60
Salem State College	36
San Bernardino-Calif. State College	12
San Diego Campus-University of California	20
San Diego City College	17
San Diego Community College Adult Ed. System	18
San Diego Community Colleges	17
San Diego Mesa College	17
San Diego Miramar College	17
San Diego State University	12
San Francisco Campus-University of California	20
San Francisco Community College	18
San Francisco State University	12
San Joaquin Delta College	18
San Jose City College	19
San Jose Community College District	19
San Jose State University	12
San Luis Obispo-Calif. State Polytechnic Univ.-CSU	12
San Mateo County Community College District	19
Santa Barbara Campus-University of California	20
Santa Barbara City College	19
Santa Clarita C.C. District	19
Santa Cruz Campus-University of California	20
Santa Fe Community College	123
Santa Monica Community College	19
Satellite-Antigo Campus-North Central Tech. Inst.	73
Sauk Valley College	29
Sault C.C.-Ontario	89
Schenectady County Community College	56

INDEX (Cont'd.)

Institution	Page No.
Schoolcraft College	40
School of Industrial & Labor Rels. at Cornell Univ.	51, 57
Scotch Plains Campus-Union County College	49
Scott Community College	30
Scripps College	13
Seattle Community College District VI	70
Seattle University	116, 127
Selden Campus-Suffolk County C.C.	58
Seneca C.C.-Ontario	89
Seton Hall University-New Jersey	115, 116
Seton Hall College-Pennsylvania	126
Shasta College	19
Shaw College at Detroit	118
Shawnee State Community College	60
Sheridan Community College	89
Shippagan	87
Shippensburg State College	65
Shoreline Community College	69
Sierra Joint Community College District	19
Simon Fraser University	92
Simon's Rock of Bard College	37, 115
Sir Sandford Fleming C.C.-Ontario	89
Sitka Community College	11
Skagit Valley College	70
Skyline College	19
Slippery Rock State College	65
Solano Community College	19
Somerset County College	49, 125
Sonoma State University	12
South Campus-Broward C.C.	35
South Campus-C.C. of Allegheny County	63
South Campus-Erie C.C.	52
South Campus-Iowa Lakes C.C.	31
South Campus-Macomb County C.C.	39
South Campus-Metropolitan Tech. C.C.	44
South Campus-Milwaukee Area Tech. College	72
South Campus-Seattle Community District VI	70
South Campus-Southeastern C.C.	31
South Central Community College	23, 80
South Dakota Board of Regents System	67
South Dakota School for the Deaf	67
South Dakota School for the Visually Handicapped	67
South Dakota School of Mines & Technology	67
South Dakota State University	67
Southeast Campus-Oakland C.C.	40

INDEX (Cont'd.)

Institution	Page No.
Southeast Center-Portland C.C.	62
Southeast Technical Community Colleges	45
Southeastern Campus-Univ. of Connecticut	24
Southeastern Community College	31
Southeastern Massachusetts University	37, 80, 96
Southern Connecticut State College	23
Southern Maine Vocational Technical Institute	34
Southern Oregon State College	62, 82
Southern State College	61, 97
Southwest State University	42
Southwest Wisconsin Technical Institute	73
Southwestern College	20
Southwestern Community College	31
Southwestern Michigan College	115
Southwestern Oregon Community College	63
Spokane Community College	70
Spokane Falls Community College	70
Spokane Falls Community College District XVII	70
Spring Garden College	65
Springfield Technical Community College	36
St. Clair C.C.-Ontario	89
St. Clair County Community College	40
St. John's University	56
St. Lawrence C.C.-Ontario	89
St. Petersburg Junior College	108
St. Thomas University	87
St. Thomas More College	92
Stadium Center-Portland C.C.	62
Stamford University	24
Stanislaus-Calif. State College	12
Stark County Regional Campus-Kent State	60
State Center Community College District	20
State Community College	29
State University of New York	56
Staten Island Campus-St. John's University	56
Stephens College	115, 116, 125
Stephens Institute/Academy of Art College	116
Stevens Institute of Technology	115, 117
Stevens Point Campus-Mid-State Tech. Inst.	72
Stockton State College	48

INDEX (Cont'd.)

Institution	Page No.
Stony Brook Health & Sci. Center-SUNY	58
Storrs Campus-Univ. of Connecticut	24
Sturgeon Bay Campus-Northeast Wisc. Tech. Inst.	73
Suffolk County Community College	58
Sullivan County Community College	58
Superior Campus-Wisc. Indianhead VTAE Distr.	74
Sylvania Campus-Portland C.C.	62, 82
Syracuse University	125
Tacoma Community College	70
Taft College	20
Takoma Park Campus-Montgomery College	35
Tamaka Valley Community College	11
Taylor Business Institute	58
Teaneck Campus-Fairleigh Dickinson Univ.	47
Technical University of Nova Scotia	87
Temple University	64
Temple University Law School	65
Terra Technical College	61, 97
Thames Valley State Technical School	23
Thiel College	117
Thornton Community College	29
Titusville Campus-Brevard Community College	16
Tompkins-Cortland Community College	58
Torrington Campus-Univ. of Connecticut	24
Towson State University	35
Treasure Valley Community College	126
Trenton State College	48
Trent University	89
Trinidad State Junior College	22
Triton College	30
Trocaire College	59
Truman College	28
Trumbull Regional Campus-Kent State	70
Tunxis Community College	23, 80
Tuscarawas Regional Campus-Kent State	60
Tusculum College	127
Tyler School of Art Campus-Temple University	65

INDEX (Cont'd.)

Institution	Page No.
Ulster County Community College	59
Umpqua Community College	126
Union County College	49
Universite de Moncton	86
Universite de Montreal	90
Universite de Quebec a Chicoutimi	90
Universite de Sherbrooke-Engineers	90
Universite du Quebec dans l'Ouest	90
Universite du Quebec a Hull	90
Universite du Quebec a Montreal	90
Universite du Quebec a Rimouski	90
Universite du Quebec a Trois-Rivieres	90
Universite Laval	90
Universite Sainte-Anne	87
University Central De Bayamon	117
University College of Cape Breton	87
University of Alaska	115, 122
University of Alaska Community College System	11
University of Alberta	86
University of Albuquerque	115, 117
University of Athabasca	86
University of Bridgeport	24
University of British Columbia	92
University of Calgary	86
University of California	20
Univ. of Calif.-Berkeley	122
Univ. of Calif.-Librarians	20
Univ. of Calif.-Nurses	20
Univ. of Calif. Professional Scientists & Engineers of the Lawrence Livermore National Labs	122
Univ. of Calif.-Santa Cruz	20
Univ. of Central Florida-Florida State Univ. System	26
University of Cincinnati	61
University of Colorado	22, 122
Univ. of Colorado-Boulder	22, 122
Univ. of Colorado-Colorado Springs	22
Univ. of Colorado-Denver	22
Univ. of Colorado-Health Science Center	22
University of Connecticut	24
University of Delaware	24
University of Detroit	44, 124
University of the District of Columbia	25
University of Dubuque	31
University of Dubuque Seminary	32
University of Evansville	123
Univ. of Florida-Florida State Univ. System	26
University of Florida-Gainesville	123

INDEX (Cont'd.)

Institution	Page No.
University of Guam	74
University of Guelph	92
University of Hawaii	27
University of Lethbridge	78
University of Lowell	37
University of Maine	34
Univ. of Maine-Augusta	34
Univ. of Maine-Farmington	34
Univ. of Maine-Fort Kent	34
Univ. of Maine-Machias	34
Univ. of Maine-Orono	34
Univ. of Maine-Presque Isle	34
University of Manitoba	78
University of Massachusetts	37
University of Medicine & Dentistry of New Jersey	49
University of Miami-Coral Gables	123
University of Michigan	41
University of Minnesota	42,124
Univ. of Minnesota-Health Science	124
University of Minnesota Law School	124
University of Montana	44,125
University of Nebraska College of Dentistry	125
University of Nebraska College of Law	45
Univ. of Nebraska-Lincoln	125
Univ. of Nebraska-Omaha	45
University of New Brunswick	87
University of New Haven	115,117
Univ. of North Florida-Florida State Univ. System	26
University of Northern Iowa	32
University of Oregon	126
University of Oregon Grad. Teaching Fellows	63
University of Ottawa	89
University of Pittsburgh	65,126
Univ. of Pittsburgh Health Professional Schools	126
Univ. of Pittsburgh Law School	126
Univ. of Pittsburgh Medical School	65,126
Univ. of Pittsburgh-Provost Unit	127
University of Prince Edward Island	92
University of Regina	91
University of Rhode Island	67
University of San Francisco	20
Univ. of San Francisco-Coll. of Professional Studies	122
Univ. of San Francisco Law School	20

INDEX (Cont'd.)

Institution	Page No.
University of Saskatchewan	91
University of Scranton	66
Univ. of South Dakota-Springfield	67
Univ. of South Florida-Florida State Univ. System	26
University of Southern Maine	34
University of Toledo	126
University of Toronto	92
University of Vermont	127
Univ. of Washington Nursing Staff	70
University of West Florida-Florida State Univ. System	26
University of Windsor	89
University of Winnipeg	86
Univ. of Wisconsin-Madison Teaching Assistants	73
University System of New Hampshire	125
Upstate Medical Center at Syracuse-SUNY	58
Urban Campus-Des Moines Area C.C.	30
U.S. Coast Guard Academy	24
U.S. Merchant Marine Academy	59
Utica College of Syracuse University	59
Van Ness Campus-Univ. of D.C.	25
Valley Campus - Chabot College	13
Vassar College	59, 97
Ventura College	21
Ventura County Community College District	21
Vermilion Community College	42
Vermont State Colleges	68
Vermont Technical Colleges	68
Victor Valley College	21
Villanova University	117, 127
Villa Maria College	126
Vista College	17
Wagner College	115, 117
Walla Walla Community College	70
Warwick Campus-C.C. of Rhode Island	66
Waseca Campus-Univ. of Minn.	42
Washington County Voc. Tech. Institute	34



INDEX (Cont'd.)

Institution	Page No.
Washtenaw Community College	41
Waterbury Campus-Univ. of Connecticut	24
Waterbury State Technical College	23
Waubonsee Community College	30
Waukesha Campus-Waukesha County Tech. Inst.	74
Waukesha County Technical Institute	74
Waynesburg College	127
Wayne County Community College	41
Wayne State College	45
Wayne State University	41
Wenatchee Valley College	70
Wentworth Institute of Technology	37
Wesleyan University	122
West Bend Campus-Moraine Park Tech. Inst.	73
West Campus-Milwaukee Area Tech. College	72
West Campus-Pima C.C.	11
West Chester State College	65
West Hills College	21
West Los Angeles College	15
West Oahu College	27
West Shore Community College	41
Westchester Campus-Polytechnic of N.Y.	55
Westchester Community College	59
Western Attendance Center-Des Moines Area C.C.	30
Western Campus-Suffolk County C.C.	58
Western Campus-Cuyahoga C.C. District	59
Western Connecticut State College	23
Western Illinois University	28
Western Iowa Technical Community College	32
Western Michigan University	41
Western Montana College	44
Western Nebraska Tech. College-Sidney	45
Western Oregon State College	63
Western States Chiropractic College	63
Western Tech. Community College Area	45
Western Wisconsin Technical Institute	74
Westfield State College	36
Westmoreland County Community College	66
Whatcom Community College	71
Wichita State University	117
Wilberforce University	61,117
Williamsport Area Community College	66
William Paterson College of New Jersey	48
William Rainey Harper College	40,123

INDEX (Cont'd.)

---

Institution	Page No.
Willmar Community College	42
Wilson College	127
Windward Community College	27
Winona State University	42
Wisconsin Indianhead VTAE District	74
Wisconsin Rapids Campus-Mid-State Tech. Inst.	72
Worcester College-Becker Junior College	35
Worcester State College	36
Worthington Community College	42
Wright College	28
Yakima Valley College	71
Ybor Campus-Hillsborough C.C.	26
Yeshiva University	117
York College-CUNY	51
York University	89
Yosemite Community College District	21
Youngstown State University	61
Yuba College	21

**NATIONAL CENTER FOR THE STUDY OF COLLECTIVE  
BARGAINING IN HIGHER EDUCATION AND THE PROFESSIONS**

**PUBLICATIONS, 1973 - 1986**

The publications of the National Center have proved to be of invaluable assistance to researchers and practitioners in the field of higher education collective bargaining for up-to-date analysis of developments in the field, as well as for historical content. In addition to the Directory of Faculty Contracts and Bargaining Agents, the Center issues the following publications:

<b>PROCEEDINGS</b>	<b>PRICE</b>
<u>THE UNIONIZED PROFESSORIATE: A DISCRIMINATING APPRAISAL.</u> Fourteenth Ann. Conf., 1986.....	\$20.00
<u>UNIONIZATION AND ACADEMIC EXCELLENCE.</u> Thirteenth Ann. Conf., 1985.....	15.00
<u>STRUCTURAL REFORM IN HIGHER EDUCATION COLLECTIVE BARGAINING.</u> Twelfth Ann. Conf., 1984.....	15.00
<u>COLLECTIVE BARGAINING IN A PERIOD OF RETRENCHMENT.</u> Eleventh Ann. Conf., 1983.....	5.00
<u>CAMPUS BARGAINING AT THE CROSSROADS.</u> Tenth Ann. Conf., 1982.....	5.00
<u>THE LEGAL AND ECONOMIC STATUS OF COLLECTIVE BARGAINING IN HIGHER EDUCATION.</u> Ninth Ann. Conf., 1981.....	5.00
<u>CAMPUS BARGAINING IN THE EIGHTIES.</u> Eighth Ann. Conf., 1980.....	5.00
<u>LANDMARKS IN COLLECTIVE BARGAINING IN HIGHER EDUCATION.</u> Seventh Ann. Conf., 1979.....	5.00
<u>THE UNIQUENESS OF COLLECTIVE BARGAINING IN HIGHER EDUCATION.</u> Sixth Ann. conf., 1978.....	5.00
<u>COLLECTIVE BARGAINING AND THE FUTURE OF HIGHER EDUCATION.</u> Fifth Ann. Conf., 1977.....	5.00
<u>COLLECTIVE BARGAINING IN HIGHER EDUCATION.</u> Fourth Ann. Conf., 1976.....	5.00
<u>COLLECTIVE BARGAINING IN HIGHER EDUCATION.</u> Third Ann. Conf., 1975.....	5.00
<u>COLLECTIVE BARGAINING IN HIGHER EDUCATION.</u> Second Ann. Conf., 1974.....	5.00
<u>COLLECTIVE BARGAINING IN HIGHER EDUCATION.</u> First Ann. Conf., 1973.....	5.00
 <b>BIBLIOGRAPHIES</b>	
Vol. 14.....	20.00
Vol. 13.....	15.00
Vol. 12.....	15.00
Vols. 4-11.....	5.00
Vol. 2 (Vols. 1 and 3 Out of Print).....	5.00
 <b>NEWSLETTERS</b>	
<u>COLLECTIVE BARGAINING IN HIGHER EDUCATION: Analysis of Issues</u> 5 issues/year.....	20.00
(Back issues available for research purposes).....	2.00 ea.
 <b>DIRECTORIES</b>	
<u>DIRECTORY OF FACULTY CONTRACTS AND BARGAINING AGENTS IN INSTITUTIONS OF HIGHER EDUCATION (Annual):</u> 1986.....	20.00
1985.....	15.00
1984.....	12.00
1975 to 1983.....	5.00
<u>CITY UNIVERSITY OF NEW YORK INDEX, DIGEST AND TABLES OF ARBITRATION AND COURT CASES, 1969-1974.....</u>	25.00
 <b>BOOKS AND MONOGRAPHS</b>	
<u>Kaminker, Dan - PROFESSIONAL STAFF CONGRESS REVIEW OF ARBITRATIONS AND DIGEST OF SELECTED RELATED ISSUES.....</u>	25.00
<u>Douglas, Joel M. and Molly Garfin - CONTRACT DEVELOPMENT IN HIGHER EDUCATION FACULTY COLLECTIVE BARGAINING, 1980.....</u>	20.00
<u>Douglas, Joel M., Loren A. Krause and Leonard Winogora - WORKLOAD AND PRODUCTIVITY BARGAINING IN HIGHER EDUCATION, Monograph #3, 1980....</u>	6.00
<u>Mintz, Bernard - LIVING WITH COLLECTIVE BARGAINING: A CASE STUDY OF THE CITY UNIVERSITY OF NEW YORK, Monograph #2, 1979.....</u>	7.95
<u>Chandler, Margaret K. and Daniel J. Julius - FACULTY vs. ADMINISTRATION: RIGHTS ISSUES IN ACADEMIC COLLECTIVE BARGAINING, Monograph #1, 1979....</u>	6.00

