


Volume 15 • January 1989

Directory of Faculty Contracts and Bargaining Agents In Institutions of Higher Education

Joel M. Douglas

with

Beth Genya Cohen



THE NATIONAL CENTER FOR THE STUDY OF COLLECTIVE BARGAINING IN
HIGHER EDUCATION AND THE PROFESSIONS—BARUCH COLLEGE
CITY UNIVERSITY OF NEW YORK

**NATIONAL CENTER FOR THE STUDY OF COLLECTIVE
BARGAINING IN HIGHER EDUCATION AND THE PROFESSIONS**

The National Center is an impartial, nonprofit educational institution serving as a clearinghouse and forum for those engaged in collective bargaining (and the related processes of grievance administration and arbitration) in colleges and universities and the professions. Operating on the campus of Baruch College, City University of New York, the Center addresses its research to scholars and practitioners in these fields.

Membership consists of institutions and individuals from all regions of the United States and Canada. Activities are financed primarily by membership, conference and workshop fees, foundation grants, and income from various services and publications made available to members and the public.

Inquiries regarding membership, publication or research orders should be addressed to National Center for the Study of Collective Bargaining in Higher Education and the Professions, Baruch College, CUNY, 17 Lexington Avenue, Box 322, New York, New York 10010.

NATIONAL ADVISORY COMMITTEE

ERNST BENJAMIN
General Secretary
AAUP

CAESAR J. NAPLES
Vice Chancellor
Faculty & Staff Relations
California State University

GERIE BLEDSOE
Coordinator of Higher
Education, NEA

HAROLD R. NEWMAN
Chairman
New York State PERB

NEIL S. BUCKLEW
President
West Virginia University

DAVID NEWTON
Vice Chancellor
Long Island University

MARY JANE CALAIS
Dir. of Federal Relations
NACUBO

IRWIN POLISHOOK
President, PSC
Vice President, AFT

MARGARET CHANDLER
Professor
Columbia University

DONALD SAVAGE
Executive Director
CAUT, Canada

ROBERT D. HELSBY
Professor
Univ. of North Florida

JOEL SEGALL
President
Baruch College, CUNY

JAMES H. TINSMAN
President
APSCUF

ALBERT SHANKER
President, AFT
AFL-CIO

THOMAS MANNIX
Assoc. Vice Chancellor for
Employee Relations & Personnel
SUNY

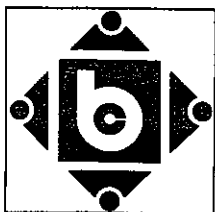
JIM WHITE
Vice President for
Financial Services
AACJC

JOEL M. DOUGLAS
Director, NCSCBHEP
Baruch College, CUNY

Volume 15 • January 1989

Directory of Faculty Contracts and Bargaining Agents In Institutions of Higher Education

Joel M. Douglas
with
Beth Genya Cohen



**THE NATIONAL CENTER FOR THE STUDY OF COLLECTIVE BARGAINING IN
HIGHER EDUCATION AND THE PROFESSIONS—BARUCH COLLEGE
CITY UNIVERSITY OF NEW YORK**

Copyright © 1989 in U. S. A.
By The National Center for the Study of Collective
Bargaining in Higher Education and the Professions
Baruch College, City University of New York

All rights reserved. No part of this publication
may be reproduced, stored in a retrieval system,
or transmitted in any form or by any means,
electronic, mechanical, photocopying, recording,
or otherwise, without the prior permission of the
publisher.

Price \$25.00

ISSN 0276-7805

TABLE OF CONTENTS

	PAGE
INTRODUCTION: UNIONIZATION AMONG FACULTY, 1988	v
FACULTY CONTRACTS AND BARGAINING AGENTS, U.S.	3
ADJUNCT FACULTY CONTRACTS AND BARGAINING AGENTS, U.S.	73
GRADUATE AND TEACHING ASSISTANT CONTRACTS AND BARGAINING AGENTS IN PUBLIC AND PRIVATE INSTITUTIONS IN THE U.S.	81
FACULTY COLLECTIVE BARGAINING AT CANADIAN UNIVERSITIES	85
SUMMARY OF ELECTIONS, U.S. - 1988	95
STATISTICAL ANALYSIS	101
Table One - RECOGNIZED FACULTY BARGAINING AGENTS -- PUBLIC AND PRIVATE, 1989	102
Table Two - RECOGNIZED FACULTY BARGAINING AGENTS IN TWO- AND FOUR-YEAR INSTITUTIONS, 1989	103
Table Three - FACULTY COLLECTIVE BARGAINING AGREEMENTS, 1989	104
Table Four - ANALYSIS OF BARGAINING AGENTS AND COLLECTIVE BARGAINING AGREEMENTS	105
Table Five - FACULTY BARGAINING AGENTS AND COLLECTIVE BARGAINING AGREEMENTS (CBA's), PUBLIC AND PRIVATE INSTITUTIONS, 1974-1988	106
Table Six - FACULTY BARGAINING AGENTS AND COLLECTIVE BARGAINING AGREEMENTS IN TWO- AND FOUR-YEAR INSTITUTIONS, 1974-1988	107
Table Seven - FACULTY REPRESENTED BY CERTIFIED BARGAINING AGENTS IN PUBLIC AND PRIVATE, TWO- AND FOUR-YEAR INSTITUTIONS, 1989	108
Table Eight - FACULTY REPRESENTED BY CERTIFIED BARGAINING AGENTS, 1989	109
Table Nine - CAMPUSES REPRESENTED BY RECOGNIZED FACULTY BARGAINING AGENTS -- PUBLIC AND PRIVATE, 1989	110
Table Ten - THE DISTRIBUTION OF FACULTY UNIONIZATION BY TWO- AND FOUR-YEAR CAMPUSES, 1989	111
Table Eleven - GEOGRAPHIC DISTRIBUTION OF FACULTY BARGAINING AGENTS, 1989	112
Table Twelve - GEOGRAPHIC DISTRIBUTION OF BARGAINING AGENTS AND COLLECTIVE BARGAINING AGREEMENTS (CBA) IN TWO- AND FOUR-YEAR INSTITUTIONS, 1989	114
Table Thirteen- SUMMARY OF DECERTIFICATIONS	115
Table Fourteen- ROSTER OF INSTITUTIONS AFFECTED BY THE <u>YESHIVA</u> DECISION	116
Table Fifteen - COLLEGE CLOSINGS	118
Table Sixteen - STATUS OF PUBLIC SECTOR COLLECTIVE BARGAINING LEGISLATION	119
Table Seventeen- BARGAINING AGENTS CITED IN THIS DIRECTORY	120
"NO-AGENT" VOTES, 1971-1988	125
INDEX OF UNITED STATES AND CANADIAN INSTITUTIONS CITED IN 1989 DIRECTORY	133



UNIONIZATION AMONG COLLEGE FACULTY January 1 - December 31, 1988

INTRODUCTION

Increases were reported in every category of faculty unionization and although they were modest, they indicate a continued acceptance of the collective bargaining process on our nation's colleges and universities. From a "statistical vantage point", the data reflects the following increases; a) 2.15 percent in the number of recognized faculty bargaining agents from 466 in 1987 to 476 in 1988, b) 4.38 percent in the number of negotiated collective bargaining agreements from 434 in 1987 to 453 in 1988, c) 6.18 percent in the number of faculty covered by collective bargaining agreements from 213,763 in 1987 to 226,875 in 1988. The number of organized campuses decreased by one from, 1028 to 1027. With the exception of campuses, the numbers in each category reflect the highest totals since the National Center began compiling this data in 1974.

Four new agents were elected, however, none involved full-time, tenure-track faculty in the primary teaching programs of colleges and universities. Two of the new units consist of professional staff, another is comprised of visiting and part-time lecturers while the fourth contains faculty in a foreign language institute at Western Michigan University. The lack of any new units among full-time, tenure-track faculty is illustrative of both an organizing problem, as well as a shift in direction and priorities of the three national faculty organizations.

As we have noted in past years, the vast majority of union organizing efforts continues to be directed towards the public sector. Of the 16 elections held during 1988, only two were private institutions. In one of these a "change in agent status" was involved, while in the other, the ballots have been impounded. The number of recognized bargaining agents stands at 406 in public and 70 in private colleges.

In the absence of any newly organized faculty bargaining units, the Center is often asked to explain how any growth can occur. Our response is based on several factors which must be noted when analyzing this data. First, the reporting procedures used by both labor and management in their summaries and updates to us have been constantly improving thereby reflecting fewer agents and contracts in the unreported category. Second, the time lag in identifying newly formed independent locals remains. Therefore, it is possible in a year when no new agents were elected, for our statistics to show a modest increase due to delayed reporting by independents. Third, variations are also reflected in the increase in reported numbers of faculty covered by collective bargaining agreements. This year's increase of 6.18 percent is due primarily to institutions reporting larger unit sizes and not attributable to organizing new faculty bargaining units.

AGENTS ELECTED

Sixteen bargaining agent elections were held in 1988. None of these, however, resulted in the election of a bargaining unit of full-time, tenure-track faculty although the results of one election is still pending. The number of newly elected agents was four. This includes the visiting and part-time lecturers unit at Rutgers University, the foreign language association faculty of Western Michigan University, and the professional staff at the City Colleges of Chicago, Illinois, and William Rainey Harper College, Illinois. Four "change of agent status" elections were held, each of which

resulted in the election of a new agent. An analysis of faculty union organizing and agent elections follows:

AFT

The American Federation of Teachers and their local affiliates were involved in nine elections, winning two and losing five, while the results in two are pending. New AFT locals include the professional staff at City Colleges of Chicago and William Rainey Harper College. At both of these institutions the AFT also represents faculty bargaining units. At the City Colleges of Chicago, the AFT defeated "No Agent" by a vote of 114-1 for representation rights for a unit of 182 professional staff members. At William Rainey Harper College, the AFT defeated "No Agent" by a vote of 44-31 for representation rights for a unit of 90.

The AFT was defeated by the UFF/NEA at Palm Beach Community College and was unsuccessful in retaining the bargaining rights for a unit of 194 faculty. The AFT was also unsuccessful in attempting to organize the adjunct faculty in the Connecticut Technical College System. In that election, they lost the unit of 122 by a vote of 46 for "No Agent" to 35 for the AFT.

The AFT was involved in five elections at Southern Illinois University at Carbondale (SIUC) and Edwardsville (SIUE). The AFT/AAUP coalition was defeated at SIUE for representation rights for a unit of 987 faculty by a vote of 588 for "No Agent", 224 for NEA, while the AFT/AAUP obtained 175 votes. In another election at Carbondale, the AFT/AAUP was defeated for representation rights for a unit of 225 administrative and professional staff. "No Agent" received 121 votes, NEA 74, and the AFT/AAUP received 30. At Southern Illinois University-Edwardsville, the AFT/AAUP was defeated for representation rights for a unit of 482 faculty. The results of that election are pending and a run-off election has been scheduled between "No Agent" who received 189 votes and the NEA who received 128 votes. In an election for representation rights for the administrative and professional staff at Edwardsville, the ballots for the 225 person unit have been impounded by the Illinois Labor Relations Board. In a third election at Edwardsville, "No Agent" defeated the NEA and AFT at the Dental School. The 42 person unit voted 27 for "No Agent", 15 for NEA and 0 for AFT/AAUP.

The AFT and their affiliates represent faculty at 137 colleges and universities. This includes 114 public institutions and 23 private institutions. Of these 46 are four-year colleges while 91 are two-year colleges.

NEA

The National Education Association and their local affiliates were involved in nine elections, winning two and losing five, while the results of two are pending. The two new faculty units are Colby Community College in Kansas and Palm Beach Community College in Florida. In both of these institutions existing bargaining units voted to change their affiliation to the NEA. At Colby, an NEA/Independent coalition defeated an Independent by a vote of 31-6 for representation rights for a unit of 51 faculty. At Palm Beach, the 194 members of the bargaining unit will now be represented by a UFF/NEA coalition instead of the AFT, the previous bargaining agent.

The NEA faculty local at Marymount University in Virginia chose to disaffiliate itself with the NEA by a vote of 17-0 in favor of the AAUP. That local represents 51

faculty members. In an election to represent the faculty at Grand Valley College in Michigan, "No Agent" received 152 votes to 65 for the NEA. This was the fifth time that the NEA tried to organize the faculty at Grand Valley State.

In the elections at Southern Illinois University-Carbondale and Edwardsville, the NEA was defeated in three, while the results of two are pending. At SIUC, the NEA lost to "No Agent" by a vote of 588-224 for a unit of 987 faculty. The AFT/AAUP received 175 votes. For the 225 person administrative and professional staff unit at SIUC, the NEA was defeated by "No Agent" by a vote of 121-74. The AFT/AAUP received 30 votes. The results of two elections at SIUE are pending. For the SIUE 482 person faculty unit, a run-off election has been scheduled between "No Agent" which received 189 votes and the NEA which received 128 votes. The AFT/AAUP received 123 while 11 ballots were challenged. The Illinois Labor Relations Board impounded the votes for the administrative and professional staff unit of 225. On that ballot were AFT, NEA and "No Agent". The NEA was defeated in an attempt to organize the 42 person bargaining unit at SIUE's Dental School. "No Agent" received 27 votes, NEA 15 and AFT/AAUP 0.

The NEA and their affiliates currently represent faculty at 224 institutions. These include 210 public colleges and 14 private colleges. Of these, 33 are four-year colleges, while 191 are two-year institutions.

AAUP

The American Association of University Professors was involved in nine elections, winning four and losing three. The results of two are pending. At Rutgers State University, the AAUP defeated "No Agent" by a vote of 308-77 for bargaining rights for a unit of 450 visiting and adjunct lecturers. At Western Michigan University, the AAUP defeated "No Agent" for the right to represent the six person unit at the University's Language Institute. At Lewis and Clark University, the AAUP and "No Agent" were on the ballot for representation rights for a unit of 75 faculty. Due to ongoing Yeshiva litigation, the votes of the election have been impounded by the NLRB. At Marymount University, Virginia, the 51 person faculty unit voted to change their existing affiliation from NEA to AAUP by a vote of 17-0. In another "change of agent status", the 215 person unit at New Jersey Institute of Technology voted to affiliate with an AAUP independent coalition instead of remaining Independent by a vote of 130-46.

In the elections at Southern Illinois University-Carbondale and Edwardsville, the AAUP entered into a coalition with the AFT. The coalition was defeated for the right to represent the 987 member faculty bargaining unit at Carbondale by a vote of 558 for "No Agent", 224 for NEA, and 175 for the AFT/AAUP. That same coalition was defeated in an attempt to represent the 225 person administrative and professional staff unit at Carbondale by a vote of 121 for "No Agent", 74 for NEA and 30 for the AFT/AAUP. At SIU-Edwardsville, the election results to represent the 482 person faculty unit are pending. The AFT/AAUP did not, however, receive sufficient votes to be on the run-off ballot. The initial election results were 189 for "No Agent", 128 for the NEA with 123 for the AFT/AAUP. Eleven ballots in that election were challenged. In the vote to represent the faculty at SIUE-Dental School, "No Agent" received 27 votes, NEA 15 and the AFT/AAUP 0.

The AAUP and their affiliates represent faculty at 44 colleges and universities. This includes faculty at 26 public institutions and 18 private. Of these, 40 are four-year colleges and four are two-year institutions.

"NO-AGENT" ELECTIONS

There were five elections reported in 1988 in which employees elected "No Agent" instead of collective bargaining. Three of these involved units at Southern Illinois University at Carbondale and at Edwardsville. At Carbondale, the faculty preferred "No Agent" over the NEA and AFT/AAUP by a vote of 588 to 224 to 175. Similar results were found in the administrative professional staff unit at Carbondale where "No Agent" defeated NEA and the AFT/AAUP by a vote of 121 to 74 to 30. At SIU-Edwardsville, the Dental School faculty selected "No Agent" over the NEA and AFT/AAUP by a vote of 27 to 15 to 0. "No Agent" was on the ballot at Edwardsville for both the faculty and administrative professional staff units, however, the results of those elections were pending with run-offs scheduled for 1989. At Grand Valley State University, "No Agent" defeated the MEA in a faculty representation election, 152-62. In the Connecticut Technical College System, a bargaining unit of adjunct faculty elected "No Agent" over the AFT by a vote of 46 to 35.

The following institutions also conducted bargaining unit elections in which "No Agent" was on the ballot but was defeated by one or more agents; City College of Chicago, Rutgers State University, Western Michigan University, William Rainey Harper College and Colby Community College. For a complete analysis of "No Agent" elections, see Directory, pages 125-130.

DECERTIFICATIONS

Only one decertification of a faculty bargaining unit was reported in 1988. The NEA bargaining unit at the University of Dubuque was decertified as a result of Yeshiva litigation. The National Labor Relations Board held that the faculty at Dubuque were managerial and therefore, not entitled to bargain collectively under the protection of the National Labor Relations Act. (See Case no. 33-UC-98, 289 NLRB 34 (1988)), (128 LRRM 1259). For a "Summary of Decertifications", see Directory, Table Thirteen.

STRIKES

There were four reported faculty works stoppages in 1988. This relatively low incidence of strike frequency is consistent with national trends toward decreases in work stoppages. The average mean length of the four faculty strikes was seven days. Set forth below are the institutions, size of faculty unit, faculty agent, and length of strike for each reported stoppage.

1. Lower Columbia College, WA: 82 full-time faculty, Ind., 2-days
2. Hofstra University, NY: 700 full- and part-time faculty, AAUP, 9-days
3. Middlesex County College, NJ: 250 full-time faculty, AFT, 3-days
4. Wayne State Univ., MI: 1,452 full- and part-time faculty, AAUP, 14-days

LEGISLATION

There was no reported new faculty collective bargaining legislation enacted during 1988. The number of states with enabling legislation for CBHE is now 27. An additional three states allow faculty collective bargaining pursuant to local governing

board authorization. For a complete listing of all collective bargaining legislation, see Directory, Table Sixteen.

DEMOGRAPHIC ANALYSIS

Each year the Center attempts to determine the number of college faculty represented by certified collective bargaining agents. While we believe that the total reported, 226,875, is reasonably accurate, several compilation problems should be noted. Listed below are some that we believe are endemic to our task and which should be considered when accessing this data:

1. Collective bargaining units are not generally identified according to number of employees involved but instead, are comprised mainly of titles. For example, a bargaining unit certificate will state that all instructors are to be included without specifying a total. Therefore, there is no way of knowing the exact unit size without an up-to-date semester accounting by an institution's personnel or labor relations department.

2. The number of adjunct faculty is enrollment driven and as a result, widespread fluctuations may occur in any given semester. Since many units are comprised of full-time and adjunct faculty, therefore, without constant revision there is no one number that is valid for each semester.

3. There is no one generally accepted number of teaching faculty in the United States. While several government agencies attempt to tabulate this information, substantial time lags exist between data gathering and publication.

This year's increase of 6.18 percent in the number of faculty represented by collective bargaining agreements is, by every likely account, somewhat inflationary. Several reasons, most notably, improved reporting procedures by local institutions probably account for this. It is significant to note, however, that increases are still being reported in a period when the American labor movement is in decline. Although the Directory includes data pertaining to collective bargaining in Canada, the demographic analysis applies only to colleges in the United States.

FIRST CONTRACT SIGNED

Four institutions entered into their initial agreement with elected bargaining agents during 1988. In each case, the unit had been certified in previous years, however, a time lag remains between certification and the ratification of the agreement. Set forth below are the first contracts signed in 1988 and the year the agent was certified: Hocking Technical College (1986), Sangamon State University (1986), University of Maine System Adjunct Faculty (1986) and the University of Wisconsin-Madison, Teaching Program and Project Assistants (1987).

SUMMARY AND CONCLUSIONS

While no one major event controlled CBHE in 1988, several points should be noted when trying to develop an understanding of the past year. The three national unions met with little success in organizing new faculty bargaining units. No unrepresented unit of tenure-stream, full-time faculty elected collective bargaining. The newly organized units consist of professional staff, adjunct faculty and certain small specialized groups. This is the second consecutive year in which no full-time faculty units have been organized.

Illinois was the major area in which union organizing activity occurred. A total of five elections were held on the campuses of Southern Illinois University at Carbondale and Edwardsville, none of which have yet resulted in the election of a bargaining agent. It should be noted that a run-off election has been scheduled in one of these elections, while in another, the ballots were impounded by the Illinois Labor Relations Board. The elections at Illinois are also indicative of inter-union rivalry. In both faculty elections, the three national unions were on the ballot. If one adds the total pro-bargaining vote at SIU-Edwardsville, it should be noted that the NEA, AFT and AAUP would have defeated "No Agent" by a vote of 251-189. Instead, the pro-faculty vote was divided in half which resulted in the necessity of a run-off election. Illinois did mark the emergence of a coalition between the AAUP and the AFT, however, until such time as the three national unions can resolve certain jurisdictional questions, it appears they will continue to wage battle with each other for faculty representation rights.

The absence of any new legislation in 1988, poses long-range problems for those supportive of faculty unionization. In states where legislation has existed since the late 1970's, it appears that most of the eligible faculty who have expressed an interest in collective bargaining already do so. This is not to suggest that the organizing frontiers are now closed, however, it should be noted that there is a positive correlation between public sector legislation and unionization. As a result, the absence of new legislation might create a negative growth factor. Furthermore, new organizing drives appear to be directed toward adjunct faculty and professional support groups. This might result in coalitions and alliances between organized faculty and other segments of the college community that have yet to be addressed.

The number of "changes and challenges to agent status" appears to be diminishing, however, there were four successful "raids" conducted in 1988. The NEA was successful in entering into two new coalitions and obtained locals at Colby Community College and Palm Beach Community College. They did, however, lose an existing unit, Marymount University, to the AAUP. In the fourth such change, the AAUP entered into a coalition with an Independent for union bargaining rights at the New Jersey Institution of Technology. As we have noted previously, inter-agent rivalry continues and if the faculty election at SIU-Edwardsville is any indication, the unions will continue to pay a heavy price for it.

Private sector organizing is dormant due primarily to Yeshiva. There were only two bargaining unit elections conducted at private universities in 1988; Lewis and Clark, where the votes were impounded by the NLRB pending a Yeshiva determination and Marymount University where a change in affiliation occurred. The only other unionization activity at a private institution was the decertification at the University of Dubuque. CBHE remains, overwhelmingly, a public sector phenomenon.

While it is difficult to predict the future of CBHE, certain trends appear noteworthy. Private sector faculty collective bargaining will probably continue to diminish. Absent a reversal of Yeshiva, which appears doubtful at this time, or new legislation amending the NLRA to permit a Yeshiva exclusion, little or no prospect appears likely for private sector faculty bargaining. Second, Yeshiva appears to be limited to the private sector. This is significant when we note that approximately 85 percent of certified faculty bargaining agents are in the public sector. Third, unions will continue to compete with each other for new units. Considering the limited size of the market, the amount of inter-union rivalry remains high. Fourth, unions appear to be moving toward widespread organizing activities of adjunct faculty and support staff

units. This will place new pressure on them as what was once a relatively homogeneous membership begins to dissipate.

In sum, over 30 percent of the nation's colleges and universities bargain collectively and for those institutions, the process remains viable.

ACKNOWLEDGMENTS

The Directory of Faculty Contracts and Bargaining Agents in Institutions of Higher Education is the publication that we at the Center are the proudest for it enables us to survey the entire field of CBHE and to keep a pulse on what developments are occurring on the nation's colleges and universities. The Directory remains the definitive source of the state of CBHE in the United States.

Volume 15 focuses on several aspects. In addition to the required continuous updating, we "cleansed" the book by removing what we believed to be data of a limited historical value. Consequently, many references to past elections, mergers and structural changes have been deleted. They can still be found in earlier editions of the Directory. We also "reordered" our tabular and graphic analysis to present a more sequential approach. One new chart is included, Organized Graduate and Teaching Assistants.

Volume 15 is a product of the "Group of Five". The group included Beth Genya Cohen, a researcher at the Center, and the individual responsible for primary data collection and statistical analysis including development of graphs and tables. Jasmine Tata, another researcher for the Center, compiled the Yeshiva data for Table Fourteen. Ruby N. Hill inputted the data for the entire volume and served as a watchdog to insure accuracy. Beth Johnson supervised the production aspect as well as participating in and coordinating the proofreading. I served as project director.

As part of the "second group", those in the academic collective bargaining community who know what is happening in the field, we are also indebted. This includes Perry Robinson (AFT), Steven Finner (AAUP), Gerie Bledsoe (NEA), Christiane Tardif-Dulude (CAUT) and Frank Rooney (OPSEU).

My deep appreciation to all those who assisted in this project for an excellent job. We apologize for any errors or omissions and are proud and pleased to present this volume of the Directory to the practitioners, researchers and students of academic collective bargaining.

J. M. D.



FACULTY CONTRACTS AND BARGAINING AGENTS
IN PUBLIC AND PRIVATE INSTITUTIONS
IN THE UNITED STATES

FACULTY CONTRACTS AND BARGAINING AGENTS
IN PUBLIC AND PRIVATE INSTITUTIONS

Institution	Bargaining Agent+	Unit Size	Cur. Agent Elected	Initial Contract++	2/4 Yr. College	No. of Campuses#	Contract Expiration
<u>ALASKA</u>							
University of Alaska Community College System	AFT	6	1974	1974	2	1	3/31/89
Prince William Sound C.C.					2		

ARIZONA

Pima Community College	PCCEA/AEA/NEA	280	1978	1978	2	4	6/30/88
Community Campus					2		
Downtown Campus					2		
East Campus					2		
West Campus					2		

CALIFORNIA

Antelope Valley College	NEA	250	1986	1987	2	1	6/30/90
Barstow Community College	CTA/NEA	33	1979	1979	2	1	6/30/87
Butte College	CTA/NEA ³	125	1978	1978	2	1	6/30/91

Institution	Bargaining Agent+	Unit Size	Cur. Agent Elected	Initial Contract++	2/4 Yr. College Campuses#	No. of Campuses#	Contract Expiration
CALIFORNIA (Cont'd.)							
Cabrillo College	AFT	497	1984	1986	2	1	6/30/88
California State University							
	CFA/AAUP/NEA	21,609	1982	1982	4	19	6/30/91
Cal. Polytech. St. Univ.					4		
San Luis Obispo					4		
Cal. St. Col.-Bakersfield					4		
Cal. St. Polytech. Univ.-Pomona					4		
Cal. St. Univ.-Chico					4		
Cal. St. Univ.-Dominguez Hills					4		
Cal. St. Univ.-Fresno					4		
Cal. St. Univ.-Fullerton					4		
Cal. St. Univ.-Hayward					4		
Cal. St. Univ.-Long Beach					4		
Cal. St. Univ.-Los Angeles					4		
Cal. St. Univ.-Northridge					4		
Cal. St. Univ.-Sacramento					4		
Cal. St. Univ.-San Bernardino					4		
Cal. St. Univ.-Stanislaus					4		
Humboldt St. Univ.					4		
San Diego St. Univ.					4		
San Francisco St. Univ.					4		
San Jose St. Univ.					4		
Sonoma St. Univ.					4		
o Academic Support	APC/AFT	1,605	1982	1982	4	19	6/30/89
o Physicians Unit	UAPD	135	1982	1982	4	19	6/30/90
o Health Care Support	CSEA	406	1982	1982	4	19	6/30/88
Chabot College							
	NEA	263 ft	1978	1979	2	2	6/30/90
		632 pt					

Institution	Bargaining Agent+	Unit Size	Cur. Agent Elected	Initial Contract++	2/4 Yr. College	No. of Campuses#	Contract Expiration
Chabot College (Cont'd.)							
Hayward Campus					2		
Valley Campus					2		
Chaffey Community College	CTA/NEA	309	1980	1981	2	1	6/30/87
Citrus College	CTA/NEA	130	1977	1977	2	1	6/30/89
*Claremont Colleges	OPEIU ⁴	Librarians		1972	4	6	None in effect
Claremont McKenna Col.					4		
Claremont Univ. Grad. School					4		
Harvey Mudd Col.					4		
Pitzer Col.					4		
Pomona Col.					4		
Scripps Col.					4		
Coast Community College							
District	AFT	600	1979	1980	2	3	6/30/89
Coastline C.C.					2		
Golden West C.C.					2		
Orange Coast C.C.					2		
o Part-time	NEA	1,100	1979	1980	2	3	9/1/87
College of the Redwoods	Ind.	101 ft 434 pt	1976	1976	2	1 ⁵	8/31/91
College of the Sequoias	NEA	135	1976	1977	2	1	6/30/92
Compton Community College	AFT	80 ft 30 pt	1978	1979	2	1	6/30/82

Institution	Bargaining Agent+	Unit Size	Cur. Agent Elected	Initial Contract++	2/4 Yr. College	No. of Campuses#	Contract Expiration
CALIFORNIA (Cont'd.)							
Contra Costa Community College District	Ind.	500 f/pt	1977	1977	2	3	6/30/87
Contra Costa Col.					2		
Diablo Valley Col.					2		
Los Medanos Col.					2		
El Camino Community College	AFT	770 f/pt	1977	1977	2	1	12/31/89
Foothill-DeAnza Community College District	Ind.	502 ft 945 pt	1977	1977	2	4	6/30/89
DeAnza Col.					2		
Foothill Col.					2		
Middlefield Col.					2		
Sunnyvale Col.					2		
Gavilan Community College	NEA/CTA	69 ft	1976	1976	2	1	6/30/91
Glendale Community College	AFT	415	1979	1980	2	1	6/30/88
Grossmont/Cuyamaca Community College District	Ind. (NEA 1977)	480 f/pt	1983	1978	2	2	6/30/87
Cuyamaca Col.					2		
Grossmont Col.					2		
Hartnell Community College	NEA/CTA	91	1976	1979	2	1	6/30/89
Imperial Valley College	NEA/CTA	77	1982	1984	2	1	6/30/89

Institution	Bargaining Agent+	Unit Size	Cur. Agent Elected	Initial Contract++	2/4 Yr. College	No. of Campuses#	Contract Expiration
CALIFORNIA (Cont'd.)							
Kern Community College District	CTA/NEA	324	1977	1977	2	3	6/30/90
Bakersfield Col.					2		
Cerro Coso Col.					2		
Porterville Col.					2		
Lassen Community College	AFT	50	1986	---	2	1	
Long Beach City College	CTA/NEA	313 ft	1979	1979	2	2	6/30/88
Liberal Arts Campus					2		
Pacific Coast Campus					2		
Los Angeles Community College System	AFT	4,800 f/pt	1976	1978	2	9	9/29/90
East L.A. Col.					2		
L.A. City Col.					2		
L.A. Harbor Col.					2		
L.A. Mission Col.					2		
L.A. Pierce Col.					2		
L.A. Southwest Col.					2		
L.A. Trade-Tech. Col.					2		
L.A. Valley Col.					2		
West L.A. Col.					2		
Los Rios Community College System	AFT	1,350 f/pt	1977	1977	2	3	6/30/90
Amer. River Col.					2		
Consumnes River Col.					2		
Sacramento City Col.					2		

Institution	Bargaining Agent+	Unit Size	Cur. Agent Elected	Initial Contract++	2/4 Yr. College	No. of Campuses#	Contract Expiration
CALIFORNIA (Cont'd.)							
Marin Community College	AFT (NEA 1976)	550	1978	1980	2	2	6/30/90
Col. of Marin Indian Valley Col.			2 2				
Merced College	NEA	123	1976	1977	2	1	6/30/90
Monterey Peninsula Community College							
	NEA	400	1978	1980	2	1	6/30/89
Mount San Antonio College	NEA	750 ft	1976	1978	2	1	12/31/90
Mount San Jacinto College	NEA	44 ft	1977	1977	2	1	6/30/91
Napa Valley College	NEA	103 ft 110 pt	1977	1979	2	1	6/30/88
North Orange County Community College							
	NEA	550	1979	1981	2	2	6/30/91
Cypress Col. Fullerton Col.			2 2				
Palo Verde Community College	CTA/NEA (AFT 1976)	12	1981	1976	2	1	9/15/86
Pasadena City College	CTA/NEA	343	1979	1979	2	1	6/30/91
Peralta Community College District	AFT	500 ft 400 pt	1979	1980	2	5	6/30/91
Col. of Alameda Laney Col. Merritt Col. Vista Col.					2 2 2 2		

Institution	Bargaining Agent+	Unit Size	Cur. Agent Elected	Initial Contract++	2/4 Yr. College Campuses#	No. of Campuses#	Contract Expiration
<u>CALIFORNIA (Cont'd.)</u>							
Rancho Santiago Community College District	Ind.	268 ft 475 pt			2	1 ⁶	6/30/89
o Continuing Educ. Faculty	NEA	21 ft 347 pt			2	1	6/30/88
Rio Hondo Community College	CTA/NEA	363	1979	1980	2	1	6/30/89
Riverside Community College District	NEA/CTA	650	1978	1979	2	1	8/31/90
Saddleback Community College District	NEA/CTA	260 ft 650 pt	1976	1976	2	2	6/30/87
Saddleback College Irving Valley College					2 2		
San Bernadino Community College	NEA	544	1986	1986	2	2	2/1/91
San Bernadino Valley College Craston Hills Community College					2 2		
San Diego Community Colleges	AFT (CTA/NEA 1977)	471 ft 1,447 pt	1987	1977	2	3	12/31/89
San Diego City Col. San Diego Mesa Col. San Diego Miramar Col.					2 2 2		

Institution	Bargaining Agent+	Unit Size	Cur. Agent Elected	Initial Contract++	2/4 Yr. College	No. of Campuses#	Contract Expiration
CALIFORNIA (Cont'd.)							
San Diego Community College Adult Ed. System	AFT	107 ft 748 pt	1977	1977	2	10	12/31/88
Clairmont Mesa Campus Center					2		
East San Diego Campus Center					2		
Ed. Cultural Complex Campus Center					2		
Harbor View Campus Center					2		
Kearny Mesa Campus Center					2		
Midway Campus Center					2		
Mira Mesa Campus Center					2		
Navajo Campus Center					2		
North Shores Campus Center					2		
San Francisco Community College	AFT	1,800 f/pt	1978	1979	2	2 ⁷	6/30/89
City Col. of San Fran. C.C. Centers					2		
					2		
San Joaquin Delta College	CTA/NEA	580 f/pt	1977	1977	2	1	6/30/90
San Jose Community College District	NEA	252 ft 700 pt	1977	1978	2	2	6/30/88
Evergreen Valley Col. San Jose City Col.					2		
					2		

Institution	Bargaining Agent+	Unit Size	Cur. Agent Elected	Initial Contract++	2/4 Yr. College Campuses#	No. of Contract Expiration
CALIFORNIA (Cont'd.)						
San Mateo Cty. Community College District	AFT (NEA 1977)	411 ft 555 pt	1982	1978	2	3 6/30/88
Canada Col.					2	
Col. of San Mateo Skyline Col.					2	
					2	
Santa Barbara Community College	Ind.	500	1987	1987	2	1 12/31/89
Santa Clarita C.C. District ⁸	CTA/NEA	60 ft	1977	1978	2	1 6/30/84
Santa Monica Community College	Ind.	250 ft 500 pt	1978	1979	2	1 9/7/89
Shasta College	CTA/NEA	118 ft 13 pt	1976	1976	2	1 ⁹ 6/30/90
Sierra Joint Community College District	CTA/NEA	130 ft 400 pt	1977	1978	2	1 6/30/90
Solano Community College	CTA/NEA	126 ft 208 pt	1977	1977	2	1 6/30/89
Southwestern College (Sweetwater C.C. Dist.)	NEA	500 f/pt	1977	1979	2	1 6/30/89
State Center Community College District	AFT	333	1977	1977	2	2 ¹⁰ 6/30/91
Fresno City Col.					2	
Kings River C.C.					2	

Institution	Bargaining Agent+	Unit Size	Cur. Agent Elected	Initial Contract++	2/4 Yr. College Campuses#	No. of Contract Expiration
CALIFORNIA (Cont'd.)						
Taft College	CTA/NEA	23	1976	1977	2	1 6/30/89
University of California						
					4	9
. Lecturers	AFT	2,000	1984	1986	4	9 6/30/90
. Librarians	UFL/AFT	432	1983	1984	4	9 6/30/91
. Registered Nurses	CNA	5,000	1983	1986	4	9 10/30/88
Berkeley					4	
Davis					4	
Irvine					4	
Los Angeles					4	
Riverside					4	
San Diego					4	
San Francisco					4	
Santa Barbara					4	
Santa Cruz					4	
o Faculty	SCFA/AAUP	437	1981	1982	4	1 ¹¹ 6/30/89
*University of San Francisco						
	AFT (Ind. 1975)	201 ft	1982	1976	4	1 6/30/89
o Adjunct Faculty	AFT	251	1981	1985	4	1 12/30/88
*University of San Francisco						
Law School	Ind.	24	1973	1974	4	1 6/30/89
Ventura County Community College District						
	AFT	345 ft	1977	1978	2	3 6/30/89
		650 pt				
Moorpark Col.					2	
Oxnard Col.					2	
Ventura Col.					2	

Institution	Bargaining Agent+	Unit Size	Cur. Agent Elected	Initial Contract++	2/4 Yr. College	No. of Campuses#	Contract Expiration
CALIFORNIA (Cont'd.)							
Victor Valley College	CTA/NEA	89	1976		2	1	6/30/89
West Hills College	NEA	47	1977		2	1	6/30/90
West Valley Mission C.C. Dist.	ACE	318 ft 575 pt	1984	1985	2	2	6/30/91
West Valley Col. Mission Col.					2 2		
Yosemite Community College District	NEA	515	1976	1978	2	2	6/30/88
Columbia Col. Modesto Jr. Col.					2 2		
Yuba College	NEA	155		1978	2	1	6/30/87
COLORADO							
Colorado Community College System	NEA	736	1979	---	2	16	
Aimes C.C.					2		
Arapahoe C.C.					2		
Colorado Mountain Col.					2		
. Comm. Ed. Unit					2		
. East Campus					2		
. West Campus					2		
Colo. Northwestern Col.					2		
Denver-Auraria C.C.					2		
Front Range C.C.					2		

Institution	Bargaining Agent+	Unit Size	Cur. Agent Elected	Initial Contract++	2/4 Yr. College	No. of Campuses#	Contract Expiration
Colorado Community College System (Cont'd.)							
Lamar C.C.					2		
Morgan C.C.					2		
Northeastern Jr. Col.					2		
Otero C.C.					2		
Pikes Peak C.C.					2		
Pueblo C.C.					2		
Red Rocks C.C.					2		
Trinidad St. Jr. Col.					2		
*Regis College	AAUP	75 ft	1973	1973	4	1	8/14/90

University of Colorado	AFT ¹²		1979	----	4	4	
Univ. of Colo.-Boulder					4		
Univ. of Colo.-Colo. Springs					4		
Univ. of Colo.-Denver					4		
Univ. of Colo.-Hlth.Sci.Cntr.					4		

CONNECTICUT

Connecticut Community College System	CCCC/AAUP/1199 (Ind./AAUP) (AFSCME, 1976)	950 ft 900 pt	1987	1977	2	12	6/30/89
Asnuntuck C.C.					2		
Greater Hartford C.C.					2		
Housatonic Regional C.C.					2		
Manchester C.C.					2		
Mattatuck C.C.					2		

Institution	Bargaining Agent+	Unit Size	Cur. Agent Elected	Initial Contract++	2/4 Yr. College	No. of Campuses#	Contract Expiration
Connecticut Community College System (Cont'd.)							
Middlesex C.C.					2		
Mohegan C.C.					2		
Northwestern Conn. C.C.					2		
Norwalk C.C.					2		
Quinebaug Valley C.C.					2		
South Central C.C.					2		
Tunxis C.C.					2		
Connecticut State Technical Colleges	AFT	219 ft	1976	1977	2	5	6/30/89
Greater New Haven St. Tech. Col.					2		
Hartford St. Tech. Col.					2		
Norwalk St. Tech. Col.					2		
Thames Valley St. Tech. Col.					2		
Waterbury St. Tech. Col.					2		
o Administrators	AFSCME	57	1980	1983	2	5	6/30/89
Connecticut State Univ. System	AAUP	1,980	1976	1976	4	4	5/4/90
Central Conn. St. Col.					4		
Eastern Conn. St. Col.					4		
Southern Conn. St. Col.					4		
Western Conn. St. Col.					4		
o Administrative Faculty	AFSCME	279	1976		4	4	6/30/86
*Mitchell College	AFT	29 ft	1975	1975	2	1	6/30/90

Institution	Bargaining Agent+	Unit Size	Cur. Agent Elected	Initial Contract++	2/4 Yr. College	No. of Campuses#	Contract Expiration
<u>CONNECTICUT (Cont'd.)</u>							
*Post College	PCFA (PCFA/AAUP)	26	1978	1979	4	1	6/30/89
*Quinnipiac College	AFT	155 ft	1975	1975	4	1	6/30/88
U.S. Coast Guard Academy	AFGE	35	1975	1978	4	1	6/15/88
*University of Bridgeport	AAUP	215	1973	1974	4	1	8/31/90
University of Connecticut	AAUP	1,731	1976	1977	2/4	6	6/30/89
Hartford					4		
Southeastern					2		
Stamford					4		
Storrs					4		
Torrington					4		
Waterbury					4		
o Non-teaching professionals	AFT	779	1976	1977	4	6	6/30/89
o Health Center	AFT	1,322	1978	1978	4	1	6/30/90
<u>DELAWARE</u>							
Delaware State College	AAUP	165	1977	1981	4	1	8/31/90
University of Delaware	AAUP	790 ft	1972	1973	4	1	6/30/90

Institution	Bargaining Agent+	Unit Size	Cur. Agent Elected	Initial Contract++	2/4 Yr. College Campuses#	No. of Contract Expiration
<u>DISTRICT OF COLUMBIA</u>						
*American University Adjunct Faculty	ELIFA	18	1982	1982	4	1 4/88
University of the District of Columbia	NEA	459	1978	1980	4	1 9/30/93
<u>FLORIDA</u>						
Brevard Community College	UFF/NEA ¹³ (AFT 1976, UCCFF 1977)	231	1981	1981	2	3 6/30/89
Cocoa Campus					2	
Melbourne Campus					2	
Titusville Campus					2	
Broward Community College	UFF/NEA (UFF/AFT/AAUP, 1981) (UFF/NEA/AAUP, 1983)	285	1983	1981	2	4 8/31/89
Allied Health Center Campus					2	
Central Campus					2	
North Campus					2	
South Campus					2	
Chipola Junior College	UFF/NEA (NEA, 1983)	57	1976		2	1 6/30/89

Institution	Bargaining Agent+	Unit Size	Cur. Agent Elected	Initial Contract++	2/4 Yr. College Campuses#	No. of Contract Expiration
FLORIDA (Cont'd.)						
Edison Community College	AFT (ECCFF, 1977)	101	1976	1979	2	1 6/30/89
Y*Florida Memorial College	UFF/NEA	40	1979	---	4	1
Florida State University System	UFF/FTP/NEA (UFF/AFT ¹⁴)	6,500 ft 1,500 pt	1976	1976	4	9 6/30/88
Florida Agric. & Mech. Univ.					4	
Florida Atlantic Univ.					4	
Florida Internat'l Univ.					4	
Florida State Univ.					4	
Univ. of Central Florida					4	
Univ. of Florida					4	
Univ. of N. Florida					4	
Univ. of S. Florida					4	
Univ. of W. Florida					4	
o Graduate Assistants United Univ. of Florida	UFF/FTP/NEA	3,300		1982	4	2 4/30/89
Univ. of S. Florida						2
						2
Hillsborough Community College	UFF/FUSA/NEA (FUSA/NEA, 1974)	198	1983	1974	2	3 8/25/89
Dale Mabry Campus					2	
Plant City Campus					2	
Ybor Campus					2	
Indian River Community College	AAUP	110 ft	1973	1975	2	1 7/31/89
Palm Beach Community College	UFF/NEA (AFT ¹⁵ , 1975 UGCF 1977)	200	1988	1978	2	4 6/30/89

Institution	Bargaining Agent+	Unit Size	Cur. Agent Elected	Initial Contract++	2/4 Yr. College Campuses#	No. of Campuses#	Contract Expiration
Palm Beach Community College (Cont'd.)							
Central Campus					2		
Glade Campus					2		
North Campus					2		
South Campus					2		
Pensacola Junior College	UFF/NEA	260	1985	1987	2	1	6/30/90
*Saint Leo College	UFF/NEA (AFT 1976)	56	1979	1978	4	1	6/5/90

HAWAII

University of Hawaii	UHFA/AAUP/NEA	2,820 ft	1974	1975	2/4	9	6/30/89
Hilo/Hawaii C.C.					2/4		
Honolulu C.C.					2		
Kapiolani C.C.					2		
Kauai C.C.					2		
Leeward C.C.					2		
Manoa					4		
Maui C.C.					2		
West Oahu Col.					4		
Windward C.C.					2		

Institution	Bargaining Agent+	Unit Size	Cur. Agent Elected	Initial Contract++	2/4 Yr. College Campuses#	No. of Campuses#	Contract Expiration
ILLINOIS							
Belleville Area College	AAUP/AFT	110 ft	1967	1967	2	3	8/15/89
Belleville Campus					2		
Granite Campus					2		
Red Bud Campus					2		
Black Hawk College	IFT/AFT	150	1984		2	2	8/7/90
East Campus					2		
Quad Campus					2		
Carl Sandburg College	NEA	57 ft	1975		2	2	8/31/88
Carthage Extension Center					2		
Main Campus					2		
City Colleges of Chicago (Cook County)	AFT	1,348 ft	1966	1967	2	8	7/15/89
City-wide Col.					2		
Kennedy-King Col.					2		
The Loop Col.					2		
Malcolm X Col.					2		
Olive-Harvey Col.					2		
Richard J. Daley Col.					2		
Truman Col.					2		
Wright Col.					2		
o Professional Staff	AFT	182	1988	---	2	8	
College of DuPage	Ind.	235	1984	1984	2	1	6/30/89
College of Lake County	AFT (NEA 1971)	173 ft	1973	1973	2	1	8/12/90
Danville Area College	NEA	69	1983	1983	2	1	6/30/89

Institution	Bargaining Agent+	Unit Size	Cur. Agent Elected	Initial Contract++	2/4 Yr. College	No. of Campuses#	Contract Expiration
ILLINOIS (Cont'd.)							
Highland Community College	AFT	48	1968	1968	2	1	8/20/91
Illinois Board of Governors ¹⁶	IFT/AFT/DPI	1,750	1976	1977	4	5	8/31/88
Chicago St. Univ.					4		
Eastern Illinois Univ.					4		
Governors St. Univ.					4		
Northeastern Illinois Univ.					4		
Western Illinois Univ.					4		
Illinois Central College	Ind.	193 ft 400 pt	1977	1977	2	1	7/31/83
Illinois Eastern Community College	NEA	89	1985	1985	2	4	9/1/92
Frontier Community Coll.					2		
Lincoln Trail Coll.					2		
Olney Central Coll.					2		
Wabash Valley Coll.					2		
Illinois Valley Community College	AFT	55 ft	1966	1966	2	1	8/31/90
John A. Logan College	IEA/NEA	55 ft	1972	1972	2	1	8/15/90
Joliet Junior College	AFT	147 ft	1967	1967	2	1	8/12/91
Kankakee Community College	AFT	52	1984	---	2	1	
Kaskaskia College	NEA	64	1984	---	2	1	
Kishwaukee Community College	AFT	80	1986	---	2	1	

Institution	Bargaining Agent+	Unit Size	Cur. Agent Elected	Initial Contract++	2/4 Yr. College	No. of Campuses#	Contract Expiration
<u>ILLINOIS (Cont'd.)</u>							
Lake Land College	AFT	101 ft	1968	1970	2	1	8/18/89
Lewis and Clark Community College							
	IEA/NEA	79 ft	1979	1979	2	1	7/31/91
McHenry County College							
	NEA	55 ft	1971	1972	2	1	6/30/90
Moraine Valley Community College							
	AFT	189	1972	1972	2	1	6/30/89
o Support Staff	CCCTU/AFT	196	1984	1984	2	1	6/30/89
Morton College							
	AFT	59 ft	1967		2	1	8/23/89
Oakton Community College							
	NEA	141	1986	1986	2	1	8/15/89
o Adjunct Faculty	NEA	65	1985	1987	2	1	8/10/90
Parkland College							
	Ind.	175 ft	1984	1984	2	1	8/20/89
Prairie State College							
	AFT	94 ft	1969	1969	2	1	8/89
Rend Lake College							
	AFT	52	1985	1986	2	1	8/31/88
Rock Valley College							
	Ind.			---	2	1	
Sangamon State University							
	AFT	163	1986	1988	4	1	6/30/89
Sauk Valley College							
	NEA	50 ft	1969	1970	2	1	6/30/90
Shawnee Community College							
	NEA	20	1984		2	1	8/8/90
South Suburban College I/							
	AFT	114	1971	1972	2	1	8/15/91

Bargaining Agent+	Unit Size	Cur. Agent Elected	Initial Contract++	2/4 Yr. College Campuses#	No. of Campuses#	Contract Expiration
ILLINOIS (Cont'd.)						
Southeastern Illinois College	40	1985	1984	2	1	8/15/89
Spoon River College	38	1973	1976	2	1	9/1/89
State Community College of East St. Louis	41	1980	1982	2	1	6/30/90
Triton College	236 ft	1973		2	1	6/30/89
Waubensee Community College	59	1968	1970	2	1	6/10/90
William Rainey Harper College	192	1976	1976	2	1	8/15/90
Professional Staff	90	1988	---	2	8	

IOWA

Des Moines Area Community College	237 f/pt	1976	1976	2	4	8/17/90
Ankeny Campus				2		
Boone Campus				2		
Urban Campus				2		
Carroll Campus				2		
Eastern Iowa Community College District IX	157 ft	1975	1976	2	3	8/13/89
Clinton C.C.				2		
Muscatine C.C.				2		
Scott C.C.				2		
Hawkeye Institute of Technology	118 ft	1980	1981	2	1	6/30/88

Institution	Bargaining Agent+	Unit Size	Cur. Agent Elected	Initial Contract++	2/4 Yr. College Campuses#	No. of Campuses#	Contract Expiration
<u>IOWA (Cont'd.)</u>							
Iowa Central Community College	NEA	100 ft	1975	1976	2	1	6/30/88
Iowa Lakes Community College	NEA	82 f/pt	1975	1976	2	2	6/30/89
North Campus					2		
South Campus					2		
Iowa Western Community College	NEA	116 ft	1975	1976	2	1	8/19/90
Kirkwood Community College	NEA	184 ft	1975	1976	2	1	8/29/89
Northeast Iowa Technical Institute (Area I)	NEA	80 ft 16 pt	1975	1976	2	2	8/15/88
Calmar Campus					2		
Peosta Campus					2		
Northwest Iowa Technical College (Area IV)	NEA	33 ft	1975	1976	2	1	6/30/89
Southeastern Community College	NEA	78 ft	1975	1976	2	2	6/30/88
North Campus					2		
South Campus					2		
Southwestern Community College	NEA	38 ft	1975	1976	2	2	7/31/88
Creston					2		
Red Oak					2		
University of Northern Iowa	NEA (AAUP/NEA ¹⁹ 1976)	580 f/pt	1980	1977	4	1	6/30/89

Institution	Bargaining Agent+	Unit Size	Cur. Agent Elected	Initial Contract++	2/4 Yr. College	No. of Campuses#	Contract Expiration
IOWA (Cont'd.)							
Western Iowa Technical Community College	NEA ²⁰	68 ft	1976	1978	2	1	6/30/89
KANSAS							
Butler County Community College	NEA	81 ft	1971	1971	2	1	7/31/87
Cloud County Community College	NEA	46 ft	1970	1973	2	1	6/30/89
Coffeyville Community College	Ind. (NEA, 1980)	35 ft	1982		2	1	6/30/89
Colby Community College	NEA (Ind., 1972)	51	1988	1975	2	1	5/17/89
Cowley County Community College	NEA	44	1969	1970	2	1	8/1/88 (Memo of Under-standing Yearly Negots.)
Dodge City Community College	Ind.	54 ft	1974	1972	2	1	6/30/90
Fort Scott Community College	Ind. (FSCAPE) (NEA, 1974)	34	1984	1985	2	1	5/15/89
Garden City Community College	NEA	65 ft	1971	1973	2	1	6/30/89

Institution	Bargaining Agent+	Unit Size	Cur. Agent Elected	Initial Contract++	2/4 Yr. College	No. of Campuses#	Contract Expiration
KANSAS (Cont'd.)							
Hutchinson Community College	NEA	80 f/pt	1970	1969	2	1	6/30/88
Independence Community College	NEA	34	1970	1970	2	1	6/30/89
Johnson County Community College	NEA	216 ft	1980	1981	2	1	6/30/90
Kansas City Kansas Community College	NEA	104 ft	1971	1971	2	1	6/30/89
Labette Community College	NEA	35	1970	1970	2	2	6/30/89
Main Campus Oswego Campus					2 2		
Pittsburg State University	NEA	210	1974	1978	4	1	6/30/88
Pratt Community College	NEA	25 f/pt	1977	1977	2	1	6/30/89

MAINE

Maine Vocational Technical Institute System	NEA/MTA	307		1971	2	6	6/30/89
Central Maine Voc. Tech. Institute						2	
Eastern Maine Voc. Tech. Institute						2	

Institution	Bargaining Agent+	Unit Size	Cur. Agent Elected	Initial Contract++	2/4 Yr. College	No. of Campuses#	Contract Expiration
Maine Vocational Technical Institute (Cont'd.)							
Kennebec Valley Voc. Tech. Institute					2		
Northern Maine Voc. Tech. Institute					2		
Southern Maine Voc. Tech. Institute					2		
Washington Cnty Voc. Tech. Institute					2		
University of Maine System	NEA	1,317 ft	1978	1979	4	7	6/30/89
Univ. of Maine					4		
Univ. of Maine-Augusta					4		
Univ. of Maine-Farmington					4		
Univ. of Maine-Fort Kent					4		
Univ. of Maine-Machias					4		
Univ. of Maine-Presque Isle					4		
Univ. of Southern Maine					4		
o Part-time Faculty	PATFA/AFT	302	1986	1988	4	7	8/31/89

MARYLAND

Community College of Baltimore	AFT	162 ft	1969	1970	2	2	6/30/88
Harbor Campus					2		
Liberty Campus					2		

Institution	Bargaining Agent+	Unit Size	Cur. Agent Elected	Initial Contract**	2/4 Yr. College	No. of Campuses#	Contract Expiration
MARYLAND (Cont'd.)							
Montgomery College	AAUP	373	1980	1982	2	3	8/23/89
Germantown Campus					2		
Rockville Campus					2		
Takoma Park Campus					2		
Towson State University	AAUP	508	1973	----	4	1	
MASSACHUSETTS							
*Becker Junior College	AFT	25	1974	1975	2	2	8/31/90
Leicester Col.					2		
Worcester Col.					2		
*Berklee College of Music	AFT	151 ft	1985	1986	4	1	6/1/89
o Part-time	AFT	54 pt	1985	1986	4	1	6/1/89
*Emerson College	AAUP	89 ft	1975	1976	4	1	8/31/90
*Endicott College	NEA	30 ft	1973	1974	2	1	8/30/89
*Laboure College	NEA	15 ft	1975	1979	2	1	6/30/90
Massachusetts Community College System ²¹	NEA/ETA/ MCCC	1,700	1976	1976	2	17	6/30/89
Berkshire C.C.					2		
Blue Hills C.C.					2		
Bristol C.C.					2		
Bunker Hill C.C.					2		

Institution	Bargaining Agent+	Unit Size	Cur. Agent Elected	Initial Contract++	2/4 Yr. College	No. of Campuses#	Contract Expiration
Massachusetts Community College System (Cont'd.)							
Cape Cod C.C.					2		
Greenfield C.C.					2		
Holyoke C.C.					2		
Mass. Bay C.C.					2		
Massasoit C.C.					2		
Middlesex C.C.					2		
Mt. Wachusett C.C.					2		
North Shore C.C.					2		
Northern Essex C.C.					2		
Quincy Jr. Col.					2		
Quinsigmond C.C.					2		
Roxbury C.C.					2		
Springfield Tech. C.C.					2		
o Div. of Continuing Ed.	NEA/MTA/MCCC	1,800 pt	1987	---	2	17	
Massachusetts State Colleges							
	NEA/MTA	1,535	1977	1977	4	9	6/30/89
Bridgewater St. Col.					4		
Fitchburg St. Col.					4		
Framingham St. Col.					4		
Mass. College of Art					4		
Mass. Maritime Academy					4		
North Adams St. Col.					4		
Salem St. Col.					4		
Westfield St. Col.					4		
Worcester St. Col.					4		
o Professional Administrators	APA/MTA/NEA	447	1979	1980	4	9	6/30/89
o Div. of Continuing Education	NEA/MTA	1,050 pt	1987	---		9	

Institution	Bargaining Agent+	Unit Size	Cur. Agent Elected	Initial Contract++	2/4 Yr. College Campuses#	No. of Campuses#	Contract Expiration
<u>MASSACHUSETTS (Cont'd.)</u>							
Y*Simon's Rock of Bard College	AFT (SRFBC/AAUP 1980)	30	1984	1981	4	1	6/30/87
Southeastern Massachusetts University	AFT	360	1970	1970	4	1	6/30/89
o Part-time and Visiting Lecturers	AFT	40	1985	1986	4	1	6/30/89
University of Lowell	MSP/MTA/NEA	546 ft	1976	1977	4	1	6/30/89
University of Massachusetts	MSP/FSU/MTA/NEA ²⁴	1,800	1974	1974	4	2	6/30/89
Amherst Campus Boston Campus					4	4	
*Wentworth Institute of Technology	AFT	145	1973	1976	4	2	8/31/89
Boston Campus East Coast Aero Technical School					4	4	
<u>MICHIGAN</u>							
Y*Adrian College	NEA	56	1975	1977	4	1	8/31/91
Alpena Community College	NEA	52	1965	1965	2	1	8/18/91

Institution	Bargaining Agent+	Unit Size	Cur. Agent Elected	Initial Contract++	2/4 Yr. College	No. of Campuses#	Contract Expiration
MICHIGAN (Cont'd.)							
*Baker Junior College of Business	NEA	20 ft	1978	1978	2	1	8/31/82
Bay de Noc Community College	NEA (Ind., 1971)	46 ft	1973	1971	2	1	8/30/86
Central Michigan University	NEA (NEA, 1969)	615	1977	1970	4	1	6/30/90
*Detroit College of Business	NEA (Ind., 1971)	22 ft	1973	1971	4	1	6/30/90
Eastern Michigan University	AAUP	630 ft	1974	1974	4	1	8/31/90
Ferris State College	NEA	507 ft	1973	1973	4	1	6/30/90
Glen Oaks Community College	NEA	28 ft	1968	1968	2	1	8/31/83
Gogebic Community College	NEA	48	1965	1965	2	1	8/15/89
Grand Rapids Junior College	Ind.	348	1965	1965	2	1	8/20/89
Henry Ford Community College	AFT	212	1965	1966	2	2 ²⁵	8/31/85
Dearborn Hts. Campus Main Campus					2		
					2		
Highland Park Community College	AFT	285	1966	1967	2	1	6/30/89

Institution	Bargaining Agent+	Unit Size	Cur. Agent Elected	Initial Contract++	2/4 Yr. College Campuses#	No. of Contract Expiration
MICHIGAN (Cont'd.)						
Jackson Community College	NEA	120 ft	1965	1966	2	1 8/31/89
Kalamazoo Valley Community College	NEA	96	1969	1969	2	1 5/31/88
Kellogg Community College	MEA/NEA (AFT, 1967)	101 ft 2 pt	1968	1968	2	1 8/15/90
Y*Kendall School of Design	NEA	50	1974	---	3/4	1
Kirtland Community College	AFT/MFT (Ind., 1969, NEA, 1973)	27 ft	1985	1971	2	1 6/30/90
Lake Superior State University	MEA/NEA	112 ft	1978	1978	4	1 9/1/88
o Support Staff	MEA/NEA (AFSCME, 1969)	112 ft	1985	1985	4	1 8/31/89
Lansing Community College	NEA	1,000 f/pt	1968	1969	2	1 9/12/90
Macomb County Community College	Ind.	360 ft	1966	1967	2	2 8/13/89
Center Campus					2	
South Campus					2	
Michigan State University						
o Administrative Professionals	Ind.	550	1985	1985	4	1 9/30/88
o Administrative Staff	Ind./NEA	550	1985	1985	4	1 9/30/88

Institution	Bargaining Agent+	Unit Size	Cur. Agent Elected	Initial Contract++	2/4 Yr. College	No. of Campuses#	Contract Expiration
MICHIGAN (Cont'd.)							
Mid-Michigan Community College	MEA/NEA	40 ft	1968	1968	2	1	8/23/88
Monroe County Community College	NEA	56 ft	1973	1969	2	1	8/31/89
Montcalm Community College	NEA	27 ft	1968	1968	2	1	8/15/91
Mott Community College	NEA	196	1966	1966	2	1	8/21/89
Muskegon Community College	NEA	97 ft	1965	1967	2	1	8/31/91
North Central Michigan College	NEA	35	1980	1981	2	1	8/31/84
Northern Michigan University	AAUP	301 ft	1975	1976	4	1	6/30/90
o Skills Center Instructors	NEA	24	1980	1980	2	1	8/25/89
Oakland Community College	NEA/MEA	301	1971	1966	2	4	8/31/89
Auburn Hills Campus					2		
Highland Lakes Campus					2		
Orchard Ridge Campus					2		
Southeast Campus					2		
Oakland University	AAUP	402 ft	1970	1971	4	1	8/14/91
Saginaw Valley State College	NEA	152 ft	1972	1972	4	1	6/30/90
St. Clair County Community College	NEA/MEA	95	1968	1970	2	1	8/30/88
Schoolcraft College	MEA/NEA	136 ft 200 pt	1972	1968	2	1	8/23/91

Institution	Bargaining Agent+	Unit Size	Cur. Agent Elected	Initial Contract++	2/4 Yr. College Campuses#	No. of Campuses#	Contract Expiration
MICHIGAN (Cont'd.)							
*University of Detroit	NEA	167 ft	1975	1977	4	1	8/15/86
University of Michigan Teaching Assistants	AFT	1,800	1976	1976	4	3	3/1/89
Ann Arbor					4		
Dearborn					4		
Flint					4		
Washtenaw Community College	NEA	162 ft	1966	1967	2	1	8/31/90
Wayne County Community College	AFT	165 ft 360 pt	1970	1970	2	5	8/31/91
Downriver Campus					2		
Downtown Campus					2		
Eastern Campus					2		
Northwestern Campus					2		
Western Campus					2		
o Administrative Unit	Ind.	---	---	---	2	5	1986
Wayne State University	AAUP	1,452 f/pt	1972	1972	4	1	7/31/90
West Shore Community College	MEA/NEA (Ind., 1970)	28 ft 50 pt	1984	1970	2	1	8/20/91
Western Michigan University	AAUP	780 f/pt	1975	1976	4	1	9/6/90
o Language Association	AAUP	6	1988	---	4	1	

Institution	Bargaining Agent+	Unit Size	Cur. Agent Elected	Initial Contract++	2/4 Yr. College	No. of Campuses#	Contract Expiration
MINNESOTA							
Minnesota Community College System	MCCFA/NEA	1,629	1972	1973	2	18	6/30/89
Anoka-Ramsey C.C.					2		
Arrowhead C.C. District					2		
Hibbing C.C.					2		
Itasca C.C.					2		
Mesabi C.C.					2		
Rainy River C.C.					2		
Vermilion C.C.					2		
Austin C.C.					2		
Clearwater C.C. District					2		
Brainerd C.C.					2		
Fergus Falls C.C.					2		
Northland C.C.					2		
Inver Hills C.C.					2		
Lakewood C.C.					2		
Minneapolis C.C.					2		
Normandale C.C.					2		
North Hennepin C.C.					2		
Rochester C.C.					2		
Willmar C.C.					2		
Worthington C.C.					2		
Minnesota State University System	NEA/IFO/MEA	2,250	1975	1976	4	7	6/30/89
Bemidji St. Univ.					4		
Mankato St. Univ.					4		
Metropolitan St. Univ.					4		
Moorhead St. Univ.					4		
Saint Cloud St. Univ.					4		
Southwest St. Univ.					4		
Winona St. Univ.					4		

Institution	Bargaining Agent+	Unit Size	Cur. Agent Elected	Initial Contract++	2/4 Yr. College	No. of Campuses#	Contract Expiration
<u>MINNESOTA (Cont'd.)</u>							
University of Minnesota	NEA	346		1982	2/4	26	6/30/89
Duluth Campus			1980		4		
Waseca Campus			1981		2		

MISSOURI

*Park College	AFT	35	1976	1977	4	1	4/30/82
St. Louis Community College	NEA	473 ft	1978	1983	2	3	6/30/89
Florissant Valley Forest Park					2		
Meramec					2		
					2		

MONTANA

Dawson Community College	AFT	25 f/pt	1975	1975	2	1	6/30/89
Eastern Montana College	AAUP (AAUP/AFT, 1975)	144 f/pt	1978	1976	4	1	6/30/89
Miles Community College	Ind.	24	1973		2	1	6/30/88
Northern Montana College	AFT (NEA, 1975)	85	1979	1976	4	1	6/30/91

Institution	Bargaining Agent+	Unit Size	Cur. Agent Elected	Initial Contract++	2/4 Yr. College	No. of Campuses#	Contract Expiration
MONTANA (Cont'd.)							
University of Montana	AFT	418 f/pt	1978	1979	4	1	6/30/91
Western Montana College	AFT (NEA, 1975)	44 ft	1983	1975	4	1	6/30/87
NEBRASKA							
Central Community College	CCCEA	117	1985	1976	2	3	8/14/89
Columbus-Region 1					2		
Grand Island-Region 2					2		
Hastings-Region 3					2		
Metropolitan Technical Community College	NEA	125 ft	1974	1974	2	3	6/30/88
Elkhorn Valley Main Campus					2		
South Campus					2		
Mid-Plains Technical Community College Area	NEA	75	1976	1976	2	2	1989
McCook North Platte					2	2	

Institution	Bargaining Agent+	Unit Size	Cur. Agent Elected	Initial Contract**	2/4 Yr. College	No. of Campuses#	Contract Expiration
NEBRASKA (Cont'd.)							
Nebraska State Colleges	SCEA/NEA	400	1976		4	3	6/30/89
Kearney St. Col.					4		
Peru St. Col.					4		
Wayne St. Col.					4		
Southeast Community College							
	Ind. (NEA, 1975)	238	1979	1975	2	3	6/30/89
Beatrice Campus							
Lincoln Campus					2		
Milford Campus					2		
University of Nebraska (Omaha)							
	AAUP	400	1979	1981	4	1	6/30/89
University of Nebraska College of Law (Lincoln)							
	Ind.	25	1976	---	4	1	
Western Nebraska Community College							
	NEA	69	1976		2	2	8/31/87
Scottsbluff Campus							
Sidney Campus					2		
NEW HAMPSHIRE							
*Franklin Pierce College	AFT	79 f/pt	1974	1974	4	1	8/31/88

Institution	Bargaining Agent+	Unit Size	Cur. Agent Elected	Initial Contract++	2/4 Yr. College Campuses#	No. of Contract Expiration
NEW HAMPSHIRE (Cont'd.)						
Keene State College	NEA ²⁷	157 ft	1977	1979	4	1 6/30/89
NEW JERSEY						
Atlantic Community College	NEA	82	1968	1970	2	1 6/30/90
Bergen Community College	NEA	245 ft	1968	1969	2	1 6/30/88
*Bloomfield College	AAUP	50 f/pt	1973	1975	4	1 6/30/89
Brookdale Community College	NEA	185	1971	1974	2	1 6/30/89
Burlington County College	NEA	96	1970	1971	2	1 6/30/91
Camden County College	NEA (NEA, 1968; AFT, 1972)	96	1980		2	1 ²⁸ 6/30/88
County College of Morris	NEA (Ind., 1974)	193	1975	1975	2	1 9/29/90
Cumberland County College	NEA	50	1968	1969	2	1 6/30/91
Essex County College	NEA	148	1968	1970	2	1 8/31/91
Gloucester County College	AFT (NEA, 1968)	75 ft	1972	1969	2	1 6/30/89

Institution	Bargaining Agent+	Unit Size	Cur. Agent Elected	Initial Contract++	2/4 Yr. College Campuses#	No. of Campuses#	Contract Expiration
NEW JERSEY (Cont'd.)							
Mercer County Community College	NEA	121 ft	1970	1971	2	1 ²⁹	6/30/90
o Professional Staff	AFT (NEA, 1975)	77	1987		2	1	
o Technical Assistants	AFT	40 ft	1980		2	1	6/30/89
Middlesex County College	AFT	205	1968	1968	2	1	6/30/91
*Monmouth College	AAUP (NEA, 1971)	147 ft	1978	1971	4	1	6/30/91
New Jersey Institute of Technology	Ind./AAUP (Ind., 1970)	350	1988	1971	4	1	6/30/86
New Jersey State College System	AFT (NEA, 1969)	3,024	1972	1970	4	9	6/30/89
Glassboro St. Col.					4		
Jersey City St. Col.					4		
Kean Col. of New Jersey					4		
Montclair St. Col.					4		
Ramapo Col. of New Jersey					4		
Stockton St. Col.					4		
Thomas A. Edison St. Col.					4		
Trenton St. Col.					4		
William Paterson Col. of NJ					4		
o Part-time Faculty	AFT	144	1987	---	4	9	
Ocean County College	NEA	107 ft	1968	1968	2	1	8/31/90
Passaic County Community College	NEA	51 ft	1972	1972	2	1	8/20/90

Institution	Bargaining Agent+	Unit Size	Cur. Agent Elected	Initial Contract++	2/4 Yr. College	No. of Campuses#	Contract Expiration
<u>NEW JERSEY (Cont'd.)</u>							
Raritan Valley Community College	AFT (NEA)	92	1973		2	1	6/30/90
*Rider College	AAUP	262 f/pt	1973	1974	4	1	8/31/91
Rutgers State University of New Jersey	AAUP	2,527 1,573(TA/GA)	1970	1971	4	3	6/30/89
Camden Campus					4		
New Brunswick Campus					4		
Newark Campus					4		
o Adjunct Faculty	AAUP	450	1988	---	4	3	
Salem Community College	NEA	30	1975	1976	2	1	6/30/88
*Union County College ³¹	AAUP	180 ft	1974	1975	2	4	8/31/90
Main Campus-Cranford					2		
Scotch Plains Campus					2		
Elizabeth Skills Center					2		
Plainfield Campus					2		
University of Medicine and Dentistry of New Jersey	AAUP	900 ft	1972	1973	4	5	6/30/89
Grad. School of Biomedical Sciences					4		
New Jersey Dental School					4		
New Jersey Medical School					4		
School of Osteopathic Medicine					4		

Institution	Bargaining Agent+	Unit Size	Cur. Agent Elected	Initial Contract++	2/4 Yr. College	No. of Campuses#	Contract Expiration
University of Medicine and Dentistry of New Jersey (Cont'd.)							
Robert Wood Johnson Medical School					4	1	6/30/89
o School of Health Related Professions	NJEA	30 ft	1984	1984	4	1	6/30/89
NEW YORK							
*Adelphi University	AAUP	300 ft 450 pt	1972	1973	4	1 ³³	8/31/90
Adirondack Community College	NEA (ACCF, 1970; AFT, 1978)	90	1985	1970	2	1	8/31/90
*Bard College	AAUP	84	1972	1973	4	1	6/30/89
Broome Community College	NYEA/NEA	217	1979	1969	2	1	8/31/89
Cayuga County Community College	NYEA/NEA (NEA, 1970; ACCF, 1972)	80 ft	1978	1970	2	1	8/31/88
City University of New York	PSC/AFT/ AAUP ³⁵	9,627 ft 6,875 pt	1969	1969	2/4	19	8/31/90
Baruch College					4		
Bor. of Manhattan C.C.					2		
Bronx C.C.					2		
Brooklyn College					4		
City College					4		

Institution	Bargaining Agent+	Unit Size	Cur. Agent Elected	Initial Contract++	2/4 Yr. College	No. of Campuses#	Contract Expiration
City University of New York (Cont'd.)							
College of Staten Island							
. St. George's Campus					2		
. Sunnyside Campus					4		
Grad. School & Univ. Center					4		
Hostos C.C.					2		
Hunter College					4		
John Jay Col. of Criminal Justice					4		
Kingsborough C.C.					2		
LaGuardia C.C.					2		
Lehman College					4		
Medgar Evers College					4		
New York City Tech. College					2		
Queens College					4		
Queensborough C.C.					2		
York College					4		
o Research Foundation	PSC/AFT/AAUP	59	1969	1974	2/4	1	9/30/91
Clinton Community College	NYEA/NEA (ACCF, 1972)	55 ft	1978	1973	2	1	8/31/88
*College of Insurance	AAUP	18	1985	1987	4	1	8/31/90
Columbia-Greene Community College	NYEA/NEA (NYSUT/AFT, 1971)	43 ft	1979	1971	2	1	8/31/90
Community College of the Finger Lakes	NYEA/NEA (ACCF, 1974)	147 ft	1978	1975	2	1	8/31/91
y*Cooper Union	NYSUT/AFT	63	1975	1978	4	1	8/31/89

Institution	Bargaining Agent+	Unit Size	Cur. Agent Elected	Initial Contract++	2/4 Year	No. of Campuses#	Contract Expiration
NEW YORK (Cont'd.)							
Cornell University ILR Adjunct Faculty	NYSUT	200	1981	1981	4	3	8/31/89
Long Island Campus					4		
New York City Campus					4		
Westchester/Rockland Campus					4		
*Culinary Institute of America	Ind.	90	1979	1979	2	1	5/31/89
*Dowling College	NYSUT/AFT	75	1978	1979	4	1	8/31/88
Dutchess Community College	NEA(NYSUT/AFT, 1968)	200	1987	1969	2	1	8/31/91
o Adjunct	NEA(NYSUT/AFT, 1985)	270	1987	1987	2	1	8/31/90
*D'Youville College	AAUP	67 ft	1976	1977	4	1	8/31/89
Erie Community College	NVEA/NEA (NEA, 1971; ACCF, 1972)	468	1978	1978	2	3	8/31/89
City Campus					2		
North Campus					2		
South Campus					2		
Fashion Institute of Technology	AFT ³⁶ (NYSUT/AFT)	200 500-Adjunct 320 ft-staff 100 pt-staff	1976	1967	2	1	8/31/90
*Fordham University Law School	Ind.	26	1971	---	4	1	
Fulton-Montgomery Community College	NVEA/NEA (NEA, 1969; ACCF, 1972)	67 ft	1978	1969	2	1	8/31/89

Institution	Bargaining Agent+	Unit Size	Cur. Agent Elected	Initial Contract++	2/4 Year	No. of Campuses#	Contract Expiration
NEW YORK (Cont'd.)							
Genesee Community College	NYEA/NEA (NEA, 1970; ACCF, 1972)	112 ft	1978	1970	2	1	8/31/90
Herkimer County Community College	NYSUT (Ind., 1975)	67	1983	1977	2	1	8/31/89
*Hofstra University	AAUP	400 ft 300 pt	1973	1974	4	1	8/31/91
Hudson Valley Community College	Ind. (NYEA/NEA 1969; ACCF, 1972)	250 ft	1983	1969	2	1 ³⁷	8/31/89
o Opportunity Center	NYSUT	26 ft	1976	1976	2	1	8/31/89
Jamestown Community College	Ind. (NEA, 1970)	125	1972	1970	2	2	8/31/90
Cattaraugus County Campus Jamestown Campus					2 2		
Jefferson Community College	NYEA/NEA	73 ft	1975	1969	2	1	8/31/91
Y*Long Island University- Brooklyn Center	AFT/NYSUT (AFT, 1970)	250	1976	1972	2	1	8/31/88
Y* o College of Pharmacy	AAUP	30	1978	1979	4	1	10/31/91

Institution	Bargaining Agent+	Unit Size	Cur. Agent Elected	Initial Contract++	2/4 Year	No. of Campuses#	Contract Expiration
NEW YORK (Cont'd.)							
Y*Long Island University-C.W. Post Center	AFT (NYSUT, 1973)	350	1976	1975	4	1	8/31/91
o Adjunct Faculty	CWA (NYEA/NEA, 1978)	1,000	1987	1979	4	1	10/31/90
Y*Long Island University-Southampton Center	AFT (NYSUT, 1973)	72	1976	1975	4	1	8/31/88
*Marymount College	AAUP	65	1976	1977	4	1	8/31/88
Mohawk Valley Community College	NYSUT/AFT	163 ft	1972	1972	2	2	8/31/90
Rome Campus					2		
Utica Campus					2		
Monroe Community College	NYSUT/AFT	360 f/pt	1969	1969	2	1	8/31/90
Nassau Community College	NYSUT/AFT (Ind.)(NCCFT)	672	1969	1969	2	1	8/31/91
o Adjunct Faculty	NYSUT/AFT (AFA)	1,656	1974	1974	2	1	9/30/84
*New York Institute of Technology	AAUP	311	1970	1971	4	3	8/31/92
Central Islip Campus					4		
New York City Campus					4		
Old Westbury-Main Campus					4		
*New York University Law School	Ind.		1973	---	4	1	

Institution	Bargaining Agent+	Unit Size	Cur. Agent Elected	Initial Contract++	2/4 Year	No. of Campuses#	Contract Expiration
NEW YORK (Cont'd.)							
Niagara County Community College	NYEA/NEA (ACCF)	178	1978	1969	2	1	8/31/86
*Niagara University	Ind.		1975	1979	4	1	8/31/82
North Country Community College	NYEA/NEA (NEA, 1969; ACCF, 1972)	65 ft	1978	1970	2	4	8/31/90
Elizabethtown Campus					2		
Malone Campus					2		
Saranac Lake Campus					2		
Ticonderoga Campus					2		
Onondaga Community College	NYSUT/AFT	200 ft, 230 pt	1967	1968	2	1	8/31/89
o Administration	NYSUT/AFT/ACA	29	1973	1973	2	1	8/31/90
Orange County Community College	NYEA/NEA (NEA, 1969; ACCF, 1972)	125	1978	1969	2	1	8/31/88
o Staff & Chairmen	Ind.	55	1969	1969	2	1	8/31/84
Y*Pratt Institute	AFT (AFT 1971; NYSUT)	120 ft, 350 pt	1971	1972	4	2	8/31/89
Brooklyn Pratt Manhattan Center					4		
					4		
Rockland Community College	NYSUT/AFT	145	1969		2	1	8/31/88

Institution	Bargaining Agent+	Unit Size	Cur. Agent Elected	Initial Contract++	2/4 Year	No. of Campuses#	Contract Expiration
NEW YORK (Cont'd.)							
*St. John's University	AAUP/Ind.	555 ft 303 pt	1970	1970	4	2	8/31/87
Queens Staten Island					4 4		
Schenectady County Community College	NYEA/NEA (NEA 1970; ACCF 1972)	76 ft	1978	1971	2	1	8/31/91
State University of New York	UUP/39 AFT (NYSUT 1971; UUP/AFT 1976)	16,200 ft	1978	1971	2/4	30	6/30/91
Colleges of Technology							
Alfred					2		
Canton					2		
Cobleskill					2		
Delhi					2		
Farmingdale					2		
Morrisville					2		
Coll. of Environmental Sci. and Forestry at Syracuse					4		
Coll. of Technology at Utica/Rome					4		
Empire State College					4		
Maritime Coll. at Fort Schuyler					4		
State University Colleges					4		
Brockport					4		
Buffalo					4		
Cortland					4		
Fredonia					4		

Institution	Bargaining Agent+	Unit Size	Cur. Agent Elected	Initial Contract++	2/4 Year	No. of Campuses#	Contract Expiration
State University of New York (Cont'd.)							
Geneseo					4		
New Paltz					4		
Old Westbury					4		
Oneonta					4		
Owego					4		
Plattsburgh					4		
Potsdam					4		
Purchase					4		
State University of New York Albany					4		
Binghamton					4		
Buffalo					4		
Stony Brook					4		
Medical Centers					4		
Coll. of Optometry at New York City					4		
Brooklyn Health Science Center					4		
Stony Brook Health Science Center					4		
Syracuse Health Science Center					4		
Suffolk County Community College							
	NYSUT/AFT	415	1970	1970	2	3	8/31/89
Eastern Campus (Riverhead)					2		
Selden Campus					2		
Western Campus (Brentwood)					2		
o Guild of Administrative Officers	AFSCME	80	1970	1970	2	3	8/31/88

Institution	Bargaining Agent+	Unit Size	Cur. Agent Elected	Initial Contract++	2/4 Year	No. of Campuses#	Contract Expiration
NEW YORK (Cont'd.)							
Sullivan County Community College	NEA (ACCF, 1974)	120	1978	1976	2	1	8/31/90
o Professional Staff	NEA				2	1	8/31/90
*Taylor Business Institute	AFT	60	1969	1970	2	1	6/89
Tompkins-Cortland Community College	NYEA	91	1982	1983	2	1	8/31/89
*Trocaire College	Ind.	34 ft 33 pt	1974	1981	2	1	8/15/89
Ulster County Community College	NYEA/NEA (NEA, 1970; ACCF, 1972)	86	1978	1970	2	1	8/31/90
o Administrative Staff	NYEA/NEA (OPAP, 1970)	57	1984	1970	2	1	8/31/90
U.S. Merchant Marine Academy	AFGE	75	1978	1968	4	1	1974
*Utica College of Syracuse University	AAUP	110 ft	1976	1977	4	1	6/30/90
*Vassar College (Prof. Staff)	CWA	23	1985	1986	4	1	6/30/89
Westchester Community College	NYSUT/AFT	210	1969	1969	2	1	8/31/88
OHIO							
Central State University	AAUP	90	1985	1985	4	1	8/31/88

Institution	Bargaining Agent+	Unit Size	Cur. Agent Elected	Initial Contract++	2/4 Yr. College Campuses#	No. of Contract Expiration
OHIO (Cont'd.)						
Cuyahoga Community College District	AAUP	363 ft	1977	1978	2 3	9/1/89
Eastern Campus					2	
Metropolitan Campus					2	
Western Campus					2	
*Dyke College	AFT	16 ft	1975	1976	4 1	8/31/88
Edison State College	NEA	43	1985	1986	2 1	8/31/89
Hocking Technical College	OEA/NEA	51	1986	1988	2 1	12/31/90
Jefferson Technical College	NEA	46	1985	1986	2 1	12/31/88
Kent State University	AAUP ⁴⁰ AAUP/NEA, 1975	850 ft	1979	1978	2/4 8	9/16/90
Ashtabula Regional Campus					2	
East Liverpool Regional Campus					2	
Geauga Regional Campus					2	
Main Campus					4	
Salem Regional Campus					2	
Stark County Regional Campus					2	
Trumbull Regional Campus					2	
Tuscarawas Regional Campus					2	
Lakeland Community College	NEA	114 ft	1978	1978	2 1	8/31/89
Northwest Technical College	NEA	35	1975	1973	2 1	8/31/91
o Faculty Support	NEA	20	1986	1987	2 1	8/31/91

Institution	Bargaining Agent+	Unit Size	Cur. Agent Elected	Initial Contract++	2/4 Yr. College	No. of Campuses#	Contract Expiration
<u>OHIO (Cont'd.)</u>							
Y*Rio Grande College & Community College	Ind.	76	1976	1985	2/4	1	Salaries Only-6/90 Tenure - 6/30/88
Shawnee State University	NEA	80 ft	1975	1976	4	1	8/31/90
Southern State Community College	NEA	29	1985	1986	2	3	8/31/89
Central Campus					2		
North Campus					2		
South Campus					2		
Terra Technical College	NEA	46	1985	1986	2	1	8/31/91
University of Cincinnati	AAUP	1,575	1975	1976	2/4	4	8/31/89
University College					4		
Clermont General & Tech. College					2		
College of Applied Science					2		
Raymond Walters College					2		
Y*Wilberforce University	AAUP	49 ft	1979	1979	4	1	8/31/86
Youngstown State University	NEA	425 ft	1972	1973	2/4	1	6/14/89
<u>OREGON</u>							
Blue Mountain Community College	NEA	73 ft	1975	1976	2	1	6/30/90

Institution	Bargaining Agent+	Unit Size	Cur. Agent Elected	Initial Contract++	2/4 Yr. College	No. of Campuses#	Contract Expiration
<u>OREGON (Cont'd.)</u>							
Central Oregon Community College	Ind. ⁴¹ (Ind., 1975) (NEA, 1979)	68 ft 5 pt	1985	1977	2	1	6/30/88
Chemeketa Community College	NEA/OEA	225	1974	1974	2	1	6/30/89
o Adjunct Faculty	NEA/OEA	600 pt	1984	1984	2	1	6/30/91
Clackamas Community College	NEA/OEA	150 ft	1975	1973	2	1	6/30/89
Clatsop Community College	NEA	58 ft	1975	1975	2	1	6/30/88
Lane Community College	NEA	272 ft	1974	1974	2	1	6/30/90
Linn-Benton Community College	Ind.	135 ft	1974	1974	2	1	6/30/90
Mount Hood Community College	Ind.	173 ft	1975	1976	2	1	8/31/91
o Part-time	OEA	400	1982	1984	2	1	6/30/91
Portland Community College	OFT/AFT	363	1974	1975	2	3 ⁴²	8/31/89
Cascade Campus					2		
Rock Creek Campus					2		
Sylvania Campus					2		
o Part-time	OFT/AFT	787	1984	1986	2	3	9/14/91
Portland State University	AAUP	548	1978	1979	4	1	6/30/89
o Part-time	AFT	200	1978	1979	4	1	6/30/89

Institution	Bargaining Agent+	Unit Size	Cur. Agent Elected	Initial Contract++	2/4 Yr. College Campuses#	No. of Contract Expiration
<u>OREGON (Cont'd.)</u>						
Rogue Community College	NEA/OEA	66 ft	1975	1975	2	1 6/30/90
Y Southern Oregon State College	Ind.	193 ft	1973	1975	4	1 6/30/89
Southwestern Oregon Community College	AFT	65 f/pt	1974	1974	2	1 6/30/90
Treasure Valley Community College	NEA	55		1980	2	1 6/30/88
University of Oregon Graduate Teaching Fellows	AFT	1,000	1977	1978	4	1 6/30/89
Western Oregon State College	AFT	160 f/pt	1974	1975	4	1 6/30/89
*Western States Chiropractic College	Ind./AFT	20 ft 15 pt	1978	1979	4	1 6/30/90
<u>PENNSYLVANIA</u>						
Bucks County Community College	AFT	181	1971	1972	2	1 8/15/89
Community College of Allegheny County	AFT	383 ft	1971	1972	2	4 8/22/89
Allegheny Campus					2	
Boyce Campus					2	
North Campus (Pittsburgh)					2	
South Campus (West Mifflin)					2	

Institution	Bargaining Agent+	Unit Size	Cur. Agent Elected	Initial Contract++	2/4 Yr. College	No. of Campuses#	Contract Expiration
PENNSYLVANIA (Cont'd.)							
Community College of Beaver County	NEA (AFT, 1970)	54 ft	1973	1972	2	1	8/31/92
Community College of Philadelphia	AFT	360 ft	1970	1970	2	1 ⁴³	8/31/90
o Adjunct	AFT	570 pt	1978	1983	2	1	8/31/90
Delaware County Community College							
	NEA	100 ft	1974	1975	2	1	8/20/84
*Lackawanna Junior College	NEA	28 ft	1979		2	1	12/31/83
Lehigh County Community College							
	NEA	66 ft	1970	1972	2	1	8/31/91
Lincoln University							
	AAUP	80 ft	1972	1973	4	1	8/31/88
Luzerne County Community College							
	NEA	107	1971	1971	2	1	8/31/90
Montgomery County Community College							
	AFT (AAUP, 1979)	150 ft	1982	1980	2	1	8/31/91
*Moore College of Art							
	AFT	30 ft 20 pt	1971	1971	4	1	8/31/88
Northampton County Area Community College							
	AFT	97	1976	1977	2	1	6/30/89
Pennsylvania State System of Higher Education							
	APSCUF/AFT ⁴⁴ (NEA, 1971; Ind., 1977; APSCUF/AFT/AAUP, 1979)	5,190 f/pt	1971	1971	4	14	6/30/90

Institution	Bargaining Agent+	Unit Size	Cur. Agent Elected	Initial Contract++	2/4 Yr. College	No. of Campuses#	Contract Expiration
Pennsylvania State System of Higher Education (Cont'd.)							
Bloomsburg Univ. of Penn.		4					
California Univ. of Penn.		4					
Cheyney Univ. of Penn.		4					
Clarion Univ. of Penn.		4					
East Stroudsburg Univ. of Penn.		4					
Edinboro Univ. of Penn.		4					
Indiana Univ. of Penn.		4					
Kutztown Univ. of Penn.		4					
Lock Haven Univ. of Penn.		4					
Mansfield Univ. of Penn.		4					
Millersville Univ. of Penn.		4					
Shippensburg Univ. of Penn.		4					
Slippery Rock Univ. of Penn.		4					
West Chester Univ. of Penn.		4					
Reading Area Community College							
	AFT	35	1974	1975	2	1	6/30/90
*Robert Morris College							
	AFT	121 ft	1974	1975	4	1	4/12/89
*Spring Garden College							
	AFT	50 ft	1979	1979	4	1	8/31/90
Temple University							
	AAUP/AFT	1,052 ft	1972	1973	4	3	6/30/90
Ambler Campus		4					
Philadelphia Campus		4					
Tyler Sch. of Art Campus		4					
Temple University Law School							
	Ind.	39 ft	1973	1973	4	1	1982 Salaries Only

Bargaining Agent+	Unit Size	Cur. Agent Elected	Initial Contract++	2/4 Yr. College Campuses#	No. of Campuses#	Contract Expiration
PENNSYLVANIA (Cont'd.)						
University of Pittsburgh Medical School (See also "No Agent" Listing)	831 f/pt	1976	---	4	1	
*University of Scranton	225 ft	1974	1974	4	1	8/31/89
Westmoreland County Community College	65 ft	1972	1972	2	1	6/30/93
Williamsport Area Community College	158 ft	1971	1972	2	2	8/31/91
North Campus Natural Resources				2		
				2		
RHODE ISLAND						
*Bryant College	120 ft 140 pt	1967	1967	4	1	7/31/89
Community College of Rhode Island	309.5 f/pt	1972	1972	2	2	6/30/90
Lincoln Campus Warwick Campus				2		
				2		
Rhode Island College	375 ft	1972	1972	4	1	6/30/90
*Rhode Island School of Design	97 ft	1978	1979	4	1	6/30/87
o Adjunct	146 pt	1980		4	1	6/30/87

Institution	Bargaining Agent+	Unit Size	Cur. Agent Elected	Initial Contract++	2/4 Yr. College Campuses#	No. of Campuses#	Contract Expiration
<u>RHODE ISLAND (Cont'd.)</u>							
*Roger Williams College	NEA	108 ft 44 pt	1972	1973	4	2	6/30/89
Bristol Campus Providence Branch					4 4		
University of Rhode Island	AAUP	688	1971	1972	4	1	6/30/90

SOUTH DAKOTA

*National College of Business	NEA	40 ft	1976	1977	4	1	8/31/87
South Dakota Board of Regents System	NEA	1,250 ft	1977	1979	4	6	6/30/88
Black Hills St. Col.					4		
Dakota St. Col.					4		
Main Campus-Vermillion					4		
Northern St. Col.					4		
S.D. Sch. of Mines and Technol.					4		
S.D. State University					4		

VERMONT

Vermont State Colleges	AFT	232	1973	1975	2/4	4	8/31/90
Castleton St. Col.					4		
Johnson St. Col.					4		

Institution	Bargaining Agent+	Unit Size	Cur. Agent Elected	Initial Contract++	2/4 Yr. College	No. of Campuses#	Contract Expiration
Vermont State Colleges (Cont'd.)							
Lyndon St. Col.					4		
Vermont Tech. Col.					2		
o Adjunct Faculty	AFT	68	1987	---	2/4	4	

VIRGINIA

Y*Marymount University	AAUP (NEA, 1975)	51 f/pt	1988	1975	4	1	8/31/87
------------------------	------------------	---------	------	------	---	---	---------

WASHINGTON

Bellevue Community College	NEA	350 ft	1972	1972	2	1	8/31/89
Big Bend Community College	WEA/NEA (Ind./NEA, 1965; AFT, 1975)	50	1980	1972	2	1	6/30/89
Centralia College ⁴⁵	AFT (NEA, 1968)	80 ft 124 pt	1986	1986	2	1 ⁴⁶	6/30/89
Clark College	NEA (Ind.)	65	1974	1964	2	1	9/1/82
Columbia Basin Community College	WEA/NEA	37 f/pt	1972	1973	2	1	6/30/89

Institution	Bargaining Agent+	Unit Size	Cur. Agent Elected	Initial Contract++	2/4 Yr. College Campuses#	No. of Campuses#	Contract Expiration
WASHINGTON (Cont'd.)							
Edmonds Community College	AFT (Ind. 1969)	110 ft 300 pt	1975	1976	2	1 ⁴⁷	6/30/88
Everett Community College	AFT (Ind. 1969)	114 ft 128 pt	1975	1976	2	1	6/30/90
Fort Steilacoom Community College	SEIU (NEA 1969)	96 ft 300 pt	1981	1969	2	1	9/1/88
Grays Harbor College	NEA	50	1968		2	1	Informal Agreement
Green River Community College	AFT/NEA	103 ft 120 pt	1972	1973	2	1	5/15/90
Highline Community College	NEA	131 ft 250 pt	1965	1969	2	1	8/30/89
Lower Columbia College	LCCFA (NEA, 1967)	82	1981	1972	2	1	6/30/90
Olympic College	NEA	94 ft 250 pt	1964		2	1	6/30/91
Peninsula College	NEA/WEA	43 ft 65 pt	1967	1980	2	1	6/30/89
Seattle Community College District VI	AFT	330	1968	1968	2	3	8/31/91
Central Campus					2		
North Campus					2		
South Campus					2		

Institution	Bargaining Agent+	Unit Size	Cur. Agent Elected	Initial Contract++	2/4 Yr. College	No. of Campuses#	Contract Expiration
<u>WASHINGTON (Cont'd.)</u>							
Shoreline Community College	AFT (NEA, 1970)	302 f/pt	1974	1975	2	1	6/30/89
Skagit Valley College	NEA	88 ft 200 pt	1965	1969	2	2	6/30/89
Mount Vernon Campus Whidbey Campus			2 2				
South Puget Sound ₄₈ Community College	AFT (NEA, 1968)	65 ft 125 pt	1986	1986	2	1	6/30/89
Spokane Falls Community College District XVII	NEA	350 ft 650 pt	1970	1977	2	2	8/31/88
Spokane C.C. Spokane Falls C.C.			2 2				
Tacoma Community College	AFT	81 ft 205 pt	1972	1973	2	1	6/19/88
University of Washington Nursing Staff	1199 NW (Ind.)	500	1985	1987	4	1	5/89
Nursing Staff	WA State Nursing Association	700	1972	1974	4	1	4/90
Walla Walla Community College	NEA	90	1968	1970	2	2	6/30/89
Portland Campus Walla Walla Col. Campus			2 2				
Wenatchee Valley College	NEA	58 ft 120 pt	1965	1975	2	1	6/30/89

Institution	Bargaining Agent+	Unit Size	Cur. Agent Elected	Initial Contract++	2/4 Yr. College Campuses#	No. of Campuses#	Contract Expiration
-------------	-------------------	-----------	--------------------	--------------------	---------------------------	------------------	---------------------

WASHINGTON (Cont'd.)

Whatcom Community College	AFT	125 f/pt	1975	1976	2	1	8/31/89
Yakima Valley Community College	AFT (NEA 1971; AFT 1973)	375 f/pt	1978	1973	2	1	6/30/89

WISCONSIN

Blackhawk Vocational Technical College	AFT/WFT	89	1972	1974	2	1	6/30/89
--	---------	----	------	------	---	---	---------

Institution	Bargaining Agent+	Unit Size	Cur. Agent Elected	Initial Contract++	2/4 Yr. College	No. of Campuses#	Contract Expiration
WISCONSIN (Cont'd.)							
Chippewa Valley Tech. College	WEA/NEA	188	1985	1969	2	3	6/30/91
Chippewa Falls Campus					2		
Menomonie Campus					2		
River Falls Campus					2		
<hr/>							
Fox Valley Technical Institute	NEA	200	1968	1969	2	2	6/30/87
Fox Valley Tech. Inst.- Appleton					2		
Fox Valley Tech. Inst.- Oshkosh					2		
<hr/>							
Gateway Technical College	WEA/NEA (AFT 1972)	250	1982	1973	2	4	6/30/89
Gateway Aviation Cntr.-Kenosha					2		
Gateway Tech.-Elkhorn					2		
Gateway Tech.-Kenosha					2		
Gateway Tech.-Racine					2		
<hr/>							
Lakeshore Technical College	NEA/LEA	92 ft	1968	1968	2	1	6/30/89
<hr/>							
Madison Area Vocational & Technical	AFT	375	1969	1969	2	5	6/30/89
Mad. Area Tech. Col.-Ft. Atkinson					2		
Mad. Area Tech. Col.-Madison					2		
Mad. Area Tech. Col.-Portage					2		
Mad. Area Tech. Col.-Reedsburg					2		
Mad. Area Tech. Col.-Watertown					2		

Institution	Bargaining Agent+	Unit Size	Cur. Agent Elected	Initial Contract++	2/4 Yr. College Campuses#	No. of Campuses#	Contract Expiration
WISCONSIN (Cont'd.)							
Mid-State Technical College	NEA	87	1970	1970	2	3	8/23/89
Marshfield					2		
Stevens Point					2		
Wisconsin Rapids					2		
Milwaukee Area Technical College	AFT	600	1963	1967	2	4	6/30/89
Milwaukee Campus					2		
North Campus					2		
South Campus					2		
West Campus					2		
Moraine Park Technical Institute	AFT	140	1969	1969	2	3	6/30/89
Beaver Dam Campus					2		
Fond du Lac Campus					2		
West Bend Campus					2		
North Central Tech. Institute	NEA	138	1969	1969	2	2	6/30/87
Main Campus-Wausau					2		
Satellite-Antigo					2		
Northeast Wisconsin Technical College	NEA (AFT, 1967)	195	1972	1972	2	3	8/24/91
Green Bay Campus					2		
Marinette Campus					2		
Sturgeon Bay Campus					2		
*Northland College	Ind.	38 ft	1975	1979	4	1	6/30/89

Institution	Bargaining Agent+	Unit Size	Cur. Agent Elected	Initial Contract++	2/4 Yr. College	No. of Campuses#	Contract Expiration
WISCONSIN (Cont'd.)							
Southwest Wisconsin Technical College	AFT	90 f/pt	1972	1978	2	1	6/30/89
University of Wisconsin-Madison Teaching, Prog. & Proj. Assts.	TAA/AFT 50	2,400	1987	1988	4	1	6/30/89
Waukesha County Technical College	NEA	154 ft 105 pt	1967	1967	2	3	7/31/89
Menomonic Falls Campus					2		
Pewaukee (Main Campus)					2		
Waukesha Campus					2		
Western Wisconsin Technical Institute	AFT (Ind., 1976)	168	1976	1977	2	1	6/30/89
Wisconsin Indianhead VTAE District	AFT	138	1972	1972	2	4	6/30/89
Ashland Campus					2		
New Richmond Campus					2		
Rice Lake Campus					2		
Superior Campus					2		
GUAM							
University of Guam	GFT/AFT	185	1985	1976	4	1	1988

FOOTNOTES

⁺As long as a certificate of recognition is in effect, the institution is designated as having a bargaining agent, even if no collective bargaining has ever taken place. No distinction is made between agent elections and/or voluntary recognition.

⁺⁺Three dashes (---) in this column indicate that no contract has been signed, according to available information.

[#]For purposes of this study, the National Center for Education Statistics' (NCES) definition of a branch campus, along with institutional self-reporting, was used. NCES defines branch campuses as those possessing the following characteristics: a permanent administration, offer programs at least two years in length, located in a community different from parent institutions so as not to be within commuting distance.

*Private institution.

**First contract between parties.

^YCollege and universities that have exercised a Yeshiva-like claim.

ft indicates full-time, pt part-time.

1. Sources for this publication: communication with institutions, faculty organizations, The Chronicle of Higher Education, Higher Education Daily, and Government Employee Relations Report. Data on bargaining unit size, date of first contract and number of campuses have been obtained from the institutions and agents.

2. The University of Alaska, a statewide system of higher education, restructured itself from 15 separate accredited institutions (which included all the former Community Colleges) to four separate accredited institutions. The former community colleges, with the exception of Prince William Sound Community College, became extended colleges of one of the three new University centers.

3. The recognized bargaining agent, CTA/NEA defeated a decertification attempt by an Independent association, (1983).

4. Independent agent. Certification covers professional and non-professional librarians. No collective bargaining activity reported; union in inactive status.

5. Includes two educational centers.

6. Includes five off-campus locations.

7. Includes 7 campus centers: Alemany, Chinatown C.C. Center, C.C. Skills Center, Downtown Center, John Adams Community Center, John O'Connell C.C. Center and Mission C.C. Center.

8. Santa Clarita Community College District encompasses the College of the Canyons, listed in previous Directories.

9. Includes eight outreach centers.
10. Includes three satellite centers.
11. The only organized faculty bargaining unit is at the University of California at Santa Cruz.
12. See "No-Agent" listing.
13. Members of three Florida unions representing Florida State University System (UFF), several community colleges (UCCFF), and faculty at two private colleges merged their organization into the United Faculty of Florida, Local 1847 of AFT (1979). In 1982, AFT dechartered UFF; UFF then affiliated with NEA.
14. Rejected decertification/opt out election (Sept. 1981).
15. Rejected decertification attempt (1978).
16. Chicago State, Eastern Illinois, Governors State, Northeastern Illinois, and Western Illinois bargain collectively as one unit.
17. Formerly Thornton Community College.
18. East St. Louis Community College and State Community College merged into State Community College of East St. Louis.
19. The recognized bargaining agent, AAUP/NEA, defeated a decertification attempt by the AFT (1979).
20. Rejected decertification attempt (1978).
21. The Board of Regents of Higher Education is comprised of the Massachusetts Community College System and Massachusetts State Colleges; they bargain as two separate units.
22. The recognized bargaining agent, MTA/NEA, defeated a decertification attempt by the AFT (1983).
23. See footnote 21.
24. University of Massachusetts-Amherst campus rejected decertification attempt (1980).
25. Includes the Miller-Searle Campus Center.
26. The University of Minnesota has 5 campuses: Twin Cities, Morris, Duluth, Crookston, Waseca. Twin Cities, Morris, and Duluth are 4-year institutions; Crookston and Waseca are 2-year institutions. Duluth and Waseca are the only unionized campuses and they bargain together as a unit.
27. Rejected decertification attempt (Jan. 1979).
28. Includes one campus center.

29. Includes the Kerney Campus Center.
30. Formerly Somerset County College.
31. Union College and Union County Technical Institute merged into Union County College. The AAUP, which had held agent status at Union College, defeated the NEA, the bargaining agent at Union County Technical Institute, for agent status at the newly organized institution. (Vote: AAUP-109, NEA-67).
32. Formerly Rutgers Medical School.
33. Includes five extension centers.
34. Associated Community College Faculties no longer independent union as of 8/31/78; individual locals voted to affiliate with either NYSUT/AFT or NYEA/NEA.
35. AAUP affiliated with PSC/AFT (February 1981).
36. The initial faculty agent was elected in 1967. In 1971, separate staff and adjunct bargaining agents were also elected. The three units were subsequently combined into one in 1972.
37. Includes the Capital District Educational Campus Center.
38. Adjunct faculty which had previously been designated a separate bargaining unit is included with the full-time faculty unit as of 1985.
39. United University Professions defeated challenge to agent status by NYEA (December 1978). Unit includes the faculty and non-teaching professionals.
40. Faculty at Kent State University voted to sever ties with NEA, while retaining affiliation with AAUP (1979).
41. Unit voted to disaffiliate with NEA (1985).
42. Includes Ross Island, Southeast and Stadium Campus Centers.
43. Includes thirty-seven sites.
44. APSCUF is the bargaining agent regardless of with whom they are affiliated.
45. Centralia College and South Puget Sound Community College, which had bargained separately had been merged into District XII. In 1988, legislation was passed separating the district.
46. Includes Garrett Heyns Educational Center.
47. Edmonds CC provides educational services for the State Dept. of Corrections. The unit does not differentiate among teaching assignments.
48. See footnote 45.

49. Formerly District I Technical Institute, and Area Vocational Technical & Adult Education District I.

50. University terminated voluntary structure agreement. Union challenged administration's action in state court. Court affirmed University's position. Enabling legislation for T.A.'s bargaining was passed in 1987.



ADJUNCT FACULTY CONTRACTS AND BARGAINING AGENTS
IN PUBLIC AND PRIVATE INSTITUTIONS
IN THE UNITED STATES



**ADJUNCT FACULTY CONTRACTS AND BARGAINING AGENTS IN
PUBLIC AND PRIVATE INSTITUTIONS IN THE UNITED STATES**

Institution	Bargaining Agent	Unit Size	Cur. Agent Elected	Initial Contract	2/4 Yr. College	No. of Campuses	Contract Expiration
CALIFORNIA							
Coast Community College	NEA	1,100	1979	1980	2	3	9/1/87
Coastline C.C.					2		
Golden West C.C.					2		
Orange Coast C.C.					2		
<hr/>							
Rancho Santiago C.C. District ¹	NEA				2	1	6/30/88
<hr/>							
*University of San Francisco	AFT	251	1981	1985	4	1	12/30/88
<hr/>							
DISTRICT OF COLUMBIA							
American University	ELIFA	18	1982	1982	4	1	4/88
<hr/>							
ILLINOIS							
Oakton Community College	NEA	65	1985	1987	2	1	8/10/90
<hr/>							
MAINE							
University of Maine System	PATFA/AFT	302	1986	1988	4	7	8/31/89
Univ. of Maine					4		
Univ. of Maine - Augusta					4		
Univ. of Maine - Farmington					4		

Institution	Bargaining Agent	Unit Size	Cur. Agent Elected	Initial Contract	2/4 Yr. College	No. of Campuses	Contract Expiration
University of Maine System (Cont'd.)							
Univ. of Maine - Fort Kent					4		
Univ. of Maine - Machias					4		
Univ. of Maine - Presque Isle					4		
Univ. of Southern Maine					4		
MASSACHUSETTS							
*Berklee College of Music	AFT	54	1985	1986	4	1	6/1/89
Massachusetts Community College System	NEA/MTA/MCC	1,800	1987	---	2	17	
Berkshire C.C.					2		
Blue Hills C.C.					2		
Bristol C.C.					2		
Bunker Hill C.C.					2		
Cape Cod C.C.					2		
Greenfield C.C.					2		
Holyoke C.C.					2		
Mass. Bay C.C.					2		
Massasoit C.C.					2		
Middlesex C.C.					2		
Mt. Wachusett C.C.					2		
North Shore C.C.					2		
Northern Essex C.C.					2		
Quincy Jr. Col.					2		
Quinsigmond C.C.					2		
Roxbury C.C.					2		
Springfield Tech. C.C.					2		

Institution	Bargaining Agent	Unit Size	Cur. Agent Elected	Initial Contract	2/4 Yr. College	No. of Campuses	Contract Expiration
-------------	------------------	-----------	--------------------	------------------	-----------------	-----------------	---------------------

MASSACHUSETTS (Cont'd.)

Massachusetts State Colleges ¹	NEA/MTA	1,050 pt	1987	---	4	9	
Bridgewater St. Col.					4		
Fitchburg St. Col.					4		
Framingham St. Col.					4		
Mass. College of Art					4		
Mass. Maritime Academy					4		
North Adams St. Col.					4		
Salem St. Col.					4		
Westfield St. Col.					4		
Worcester St. Col.					4		

Southeastern Massachusetts University

	AFT	40	1985	1986	4	1	6/30/89
--	-----	----	------	------	---	---	---------

MICHIGAN

Northern Michigan University ²	NEA	24	1980	1980	2	1	8/25/89
---	-----	----	------	------	---	---	---------

NEW JERSEY

New Jersey State College System	AFT	144	1987	---	4	9	
Glassboro St. Col.					4		
Jersey City St. Col.					4		
Kean Col. of New Jersey					4		
Montclair St. Col.					4		
Ramapo Col. of New Jersey					4		

Institution	Bargaining Agent	Unit Size	Cur. Agent Elected	Initial Contract	2/4 Yr. College	No. of Campuses	Contract Expiration
New Jersey State College System (Cont'd.)							
Stockton St. Col.					4		
Thomas A. Edison St. Col.					4		
Trenton St. Col.					4		
William Paterson Col. of NJ					4		
Rutgers State University of New Jersey							
	AAUP	450	1988	---	4	3	
Camden Campus							
New Brunswick Campus					4		
Newark Campus					4		
NEW YORK							
Cornell University, ILR							
	NYSUT	200	1981	1981	4	3	8/31/89
Long Island Campus							
New York City Campus					4		
Westchester/Rockland Campus					4		
Dutchess Community College							
	NEA (NYSUT/AFT, 1985)	270	1987	1987	2	1	8/31/90
Long Island University, C.W. Post Center							
	CWA (NYEA/NEA, 1978)	1,000	1987	1979	4	1	10/31/90
Nassau Community College							
	NYSUT/AFT (AFA)	1,656	1974	1974	2	1	9/30/84

Institution	Bargaining Agent	Unit Size	Cur. Agent Elected	Initial Contract	2/4 Yr. College	No. of Campuses	Contract Expiration
<u>OREGON</u>							
Chemeketa Community College	NEA/OEA	600	1984	1984	2	1	6/30/91
Mount Hood Community College	OEA	400	1982	1984	2	1	6/30/91
Portland Community College	OFT/AFT	787	1984	1986	2	3	9/14/91
Cascade Campus					2		
Rock Creek Campus					2		
Sylvania Campus					2		
Portland State University	AFT	200	1978	1979	4	1	6/30/89

PENNSYLVANIA

Community College of Philadelphia	AFT	570	1978	1983	2	1	8/31/90
-----------------------------------	-----	-----	------	------	---	---	---------

RHODE ISLAND

Rhode Island School of Design	NEA	146	1980		4	1	6/30/87
-------------------------------	-----	-----	------	--	---	---	---------

VERMONT

Vermont State Colleges	AFT	68	1987	---	2/4	4	
------------------------	-----	----	------	-----	-----	---	--

Institution	Bargaining Agent	Unit Size	Cur. Agent Elected	Initial Contract	2/4 Yr. College	No. of Campuses	Contract Expiration
Vermont State Colleges (Cont'd.)							
Castleton St. Col.					4		
Johnson St. Col.					4		
Lyndon St. Col.					4		
Vermont Tech. Col.					2		

FOOTNOTES


1. Continuing Education Faculty
2. Skills Center Instructors

GRADUATE AND TEACHING ASSISTANT CONTRACTS AND BARGAINING
AGENTS IN PUBLIC AND PRIVATE INSTITUTIONS
IN THE UNITED STATES




**GRADUATE AND TEACHING ASSISTANT CONTRACTS AND BARGAINING AGENTS
IN PUBLIC AND PRIVATE INSTITUTIONS IN THE UNITED STATES**

Institution	Bargaining Agent	Unit Size	Cur. Agent Elected	Initial Contract	2/4 Yr. College	No. of Campuses	Contract Expiration
<u>FLORIDA</u>							
Florida State University System- Graduate Assistants United	UFF/FTP/NEA	3,300		1982	4	2	4/30/89
Univ. of Florida					4		
Univ. of S. Florida					4		
<u>MICHIGAN</u>							
University of Michigan	AFT	1,800	1976	1976	4	3	3/1/89
Ann Arbor					4		
Dearborn					4		
Flint					4		
<u>NEW JERSEY</u>							
Rutgers State University of New Jersey	AAUP	1,573 (TA/GA)	1970	1971	4	3	6/30/89
Camden Campus					4		
New Brunswick Campus					4		
Newark Campus					4		
<u>OREGON</u>							
University of Oregon	AFT	1,000	1977	1978	4	1	6/30/89
<u>WISCONSIN</u>							
University of Wisconsin-Madison	TAA/AFT	2,400	1987	1988	4	1	6/30/89



FACULTY COLLECTIVE BARGAINING AT
CANADIAN UNIVERSITIES



FACULTY COLLECTIVE BARGAINING AT CANADIAN UNIVERSITIES*

Institution	Affiliation	Unit Size	Cur. Agent Elected	Initial Contract**	Contract Expiration**
ALBERTA***					
University of Alberta	CAUT ¹	2,034	1982		Annual
University of Athabasca	CAUT	97	1982		Annual
University of Calgary	CAUT	1,220	1982		6/30/89
University of Lethbridge	CAUT	237	1982		Annual
MANITOBA					
Brandon University	CAUT	184	1978	1978	3/31/91
Saint-Boniface	ACPU/MGEA	43	1983	1977	3/31/85
University of Manitoba	CAUT	1,170	1974	1975	3/31/90
University of Winnipeg	CAUT	244	1981	1982	3/31/90
NEW BRUNSWICK					
Universite de Moncton	ACPU	305	1976	1977	6/30/86

Institution	Affiliation	Unit Size	Cur. Agent Elected	Initial Contract++	Contract Expiration**
NEW BRUNSWICK (Cont'd.)					
Mount Allison University	CAUT	156	1982	1984	6/30/91
St. Thomas University	CAUT	60	1976	1977	6/30/90
Saint-Louis Maillet	ACPU	47	1972	1972	8/31/91
Shippagan	ACPU	22	1978	1978	6/30/92
University of New Brunswick	CAUT	555	1979	1980	6/30/91
NOVA SCOTIA					
Acadia University	CAUT	217	1976	1977	7/89
Dalhousie University	CAUT	700	1978	1978	6/30/90
Nova Scotia College of Art and Design	CAUT	37	1985	1985	6/30/90
Saint Mary's University	CAUT	200	1974	1974	8/31/91
o Professional Librarians	CAUT	7	1974	1974	8/31/88
Technical University of N.S.	CAUT	105	1980	1980	6/30/89
Universite Sainte-Anne	ACPU	24	1982	1980	6/30/89
University College of Cape Breton	CAUT	93	1975	1976	6/30/86

Institution	Affiliation	Unit Size	Cur. Agent Elected	Initial Contract++	Contract Expiration**
ONTARIO					
Algoma University College	CAUT	28	1976	1980	6/30/91
Algonquin Community College	OPSEU	795	1971	1971	8/31/89
Cambrian Community College	OPSEU	392	1971	1971	8/31/89
Canadore Community College	OPSEU	202	1971	1971	8/31/89
Carleton University	CAUT	636	1975	1975	4/30/91
Centennial Community College	OPSEU	506	1971	1971	8/31/89
Conestoga Community College	OPSEU	382	1971	1971	8/31/89
Confederation Community College	OPSEU	252	1971	1971	8/31/89
Durham Community College	OPSEU	231	1971	1971	8/31/89
Fanshawe Community College	OPSEU	609	1971	1971	8/31/89
George Brown Community College	OPSEU	783	1971	1971	8/31/89
Georgian Community College	OPSEU	324	1971	1971	8/31/89
Hearst University	ACPU	12	1982	1983	6/30/89
Humber Community College	OPSEU	660	1971	1971	8/31/89
Lakehead University	CAUT	273	1979	1981	6/30/90
o Professional Librarians	CAUT	11	1979	1981	6/30/90
Lambton Community College	OPSEU	161	1971	1971	8/31/89
Laurentian University	CAUT	265	1979	1980	6/30/89

Institution	Affiliation	Unit Size	Cur. Agent Elected	Initial Contract**	Contract Expiration**
<u>ONTARIO (Cont'd.)</u>					
Loyalist Community College	OPSEU	193	1971	1971	8/31/89
Mohawk Community College	OPSEU	609	1971	1971	8/31/89
Niagara Community College	OPSEU	307	1971	1971	8/31/89
Northern Community College	OPSEU	172	1971	1971	8/31/89
Ontario Institute for Studies in Education	CAUT	146	1977	1977	6/30/89
Ryerson Polytechnical Institute	None	590	1964	1966	7/1/89
St. Clair Community College	OPSEU	379	1971	1971	8/31/89
St. Lawrence Community College	OPSEU	388	1971	1971	8/31/89
Sault Community College	OPSEU	200	1971	1971	8/31/89
Seneca Community College	OPSEU	685	1971	1971	8/31/89
Sheridan Community College	OPSEU	553	1971	1971	8/31/89
Sir Sandford Fleming Community College	OPSEU	334	1971	1971	8/31/89
Trent University	CAUT	198	1980	1981	6/30/90
University of Ottawa	CAUT	931	1975	1976	4/30/90
University of Windsor	CAUT	515	1977	1976	6/30/90
York University	CAUT	1,000	1977	1976	4/30/89

Institution	Affiliation	Unit Size	Cur. Agent Elected	Initial Contract**	Contract Expiration**
<u>QUEBEC</u>					
Bishop's University	FAPUQ ² /CAUT	90	1976	1976	12/31/89
Concordia University	FAPUQ/CAUT	885	1981	1981	5/31/89
Ecole Polytechnique	FAPUQ	194	1979	1979	5/30/85
Institut Armand Frappier	FAPUQ	36	1979	1980	3/31/89
Institut National de la Recherche Scientifique	CEQ ³	55	1973	1973	11/30/89
Universite Laval	ACPU	1,235	1975	1977	5/30/88
Universite de Montreal	FAPUQ	1,200	1975	1975	5/31/91
Universite du Quebec a Chicoutimi	CEQ	210	1979	1979	2/28/89
Universite du Quebec a Hull	None	105	1980	1980	2/28/89
Universite du Quebec a Montreal	CSN ⁴	900	1971	1971	2/28/89
Universite du Quebec dans l'Ouest	CEQ	58	1982	1982	2/28/89
Universite du Quebec a Rimouski	CSN	150	1973	1973	2/28/89
Universite du Quebec a Trois-Rivieres	FAPUQ/ACPU	300	1971	1971	2/28/89
Universite de Sherbrooke	FAPUQ	335	1974	1976	6/30/89

Institution	Affiliation	Unit Size	Cur. Agent Elected	Initial Contract++	Contract Expiration**
SASKATCHEWAN					
St. Thomas More College	CAUT	42	1977	1977	6/30/86
University of Regina	CAUT	550	1977	1977	6/30/89
o Admin./Tech./Support	CAUT	80	1978	1978	6/30/89
o Campion College	CAUT	12	1977	1977	6/30/89
o Luther College	CAUT	14	1977	1977	6/30/89
University of Saskatchewan	None	980	1977	1977	6/30/86

TOTAL FACULTY MEMBERS

Under provisions of provincial labor legislation at Canadian Universities.

27,537 (excluding CSN and CEQ affiliates)

SPECIAL PLAN BARGAINING: CANADIAN UNIVERSITIES****

Institution	Affiliation	Bargaining Unit Size	Provisions
<u>BRITISH COLUMBIA</u>			
British Columbia	CAUT	1,741	Annual monetary negotiations culminating in interest arbitration (conventional) pursuant to a "Framework Agreement" for bargaining; provides as well for the negotiation of subsidiary agreements on "Conditions of Appointment."
Simon Fraser	CAUT	468	Some terms and conditions negotiable, others may not be unilaterally altered. Annual monetary negotiations culminating in interest arbitration (conventional).
<u>ONTARIO</u>			
Toronto	CAUT	1,658	Special Plan addresses many terms and conditions, either expressly or by reference to prevailing practice; annual monetary negotiations culminating in arbitration.
Guelph	CAUT	543	Comprehensive agreement on terms and conditions of employment; annual salary and benefit negotiations culminating in mediation.
<u>PRINCE EDWARD ISLAND</u>			
Prince Edward Island	CAUT	127	Annual monetary negotiations culminating in interest arbitration (Final Offer Selection) pursuant to a framework document; other terms and conditions not part of Special Plan Bargaining arrangement.

FOOTNOTES

* Information provided by Canadian Association of University Teachers, Ottawa. Most local associations have independent bargaining agent status. CAUT does not hold certificates.

Collective bargaining under provisions of provincial labor legislation.

** Contract expiration dates have been extended in several provinces by wage control legislation.

*** Statutory recognition in 1982.

**** Faculty association and Board of Governors engage in bargaining outside the scope of labor legislation.

1. Canadian Association of University Teachers/Association Canadienne des professeurs.
2. Federation des associations de professeurs des universites du Quebec.
3. Centrale de l'enseignement du Quebec.
4. Confederation des syndicats nationaux.
5. Ontario Public Service Employees Union.

SUMMARY OF ELECTIONS, UNITED STATES

JANUARY 1 - DECEMBER 31, 1988

SUMMARY OF ELECTIONS - 1988

A. AGENTS ELECTED

Institution	State	Unit Size	Vote	Agent Elected	2/4 Year College
City Colleges of Chicago (Professional Staff)	IL	182	AFT-114 No Agent-1	AFT	2
Lewis & Clark University	OR	75	AAUP No Agent	Votes Impounded by NLRB	4
Rutgers State University of New Jersey (Adjunct Faculty)	NJ	450	AAUP-308 No Agent-77 Contested-30	AAUP	4
Southern Illinois University-Edwardsville (Administrative Professional)	IL	225	NEA AFT No Agent	Votes Impounded by ILRB	4
Western Michigan University (Language Association)	MI	6	AAUP-6 No Agent-0	AAUP	4
William Rainey Harper College (Professional Staff)	IL	90	AFT-44 No Agent-31	AFT	2

B. CHANGE IN AGENT STATUS

Institution	State	Unit Size	Vote	New Agent	Former Agent	2/4 Year College
Colby Community College	KS	51	NEA/IND IND-6 No Agent-0	NEA/IND	IND	2
Marymount University	VA	51	AAUP-17 NEA-0	AAUP	NEA	4
New Jersey Institute of Technology	NJ	215	AAUP/IND-130 IND-46	AAUP/IND	IND	4
Palm Beach Community College	FL	194		UFF/NEA	AFT	2

C. CHALLENGE TO AGENT STATUS

No reported challenges to agent status whereby the existing agent maintained representation rights.

D. AGENTS DECERTIFIED

Institution	State	Unit Size	Vote	Agent Decertified	2/4 Year College
Y*University of Dubuque	IA	60	N/A	NEA	4

E. NO AGENT VOTES

Institution	State	Unit Size	Vote	Agent Defeated	2/4 Year College
Connecticut Tech. College (Adjunct Faculty)	CT	122	No Agent-46 AFT-35	AFT	2
Grand Valley State University	MI		No Agent-152 MEA-65 Challenged-4	MEA	4
Southern Illinois Univ.-Carbondale (Faculty)	IL	987	No Agent-588 NEA-224 AFT/AAUP-175	NEA, AFT/AAUP	4
Southern Illinois Univ.-Carbondale (Administrative Professional Staff)	IL	225	No Agent-121 NEA-74 AFT/AAUP-30	NEA, AFT/AAUP	4

E. NO AGENT VOTES - (Continued)

Institution	State	Unit Size	Vote	Agent Defeated	2/4 Year College
Southern Illinois Univ.-Edwardsville (Faculty)	IL	482	No Agent-189 NEA-128 AFT/AAUP-123 Challenged-11	Still Pending	4
Southern Illinois Univ.-Edwardsville (Dental School)	IL	42	No-Agent-27 NEA-15 AFT/AAUP-0	NEA, AFT/AAUP	4

F. FIRST CONTRACTS SIGNED IN 1988

Institution	State	Unit Size	Agent	Contract Expiration	2/4 Year College
Hocking Technical College	OH	51	OEA/NEA	12/31/90	2
Sangamon State University	IL	163	AFT	6/30/89	4
University of Maine System (Adjunct Faculty)	ME	302	PATFA/AFT	8/31/89	4
University of Wisconsin-Madison (Teaching, Prog. & Proj. Assts.)	WI	2400	TAA/AFT	6/30/89	4



STATISTICAL ANALYSIS

"HOW WE COUNT"

Due to the peculiarities of the demographics of collective bargaining in higher education, we continue to receive queries as to the methods we employ to "count". Set forth below are several explanations as to our "counting" process which, we hope, will be of value to the reader.

1. INSTITUTIONS: Institutions are identified as colleges and universities that may be autonomous entities having a single campus (University of Montana), or as multi-campus systems (California State University) which bargain collectively as one. Each institution is represented by a single agent and is counted as one agent and/or one contract. The current volume of the Directory shows 476 agents in institutions involved in faculty collective bargaining. However, this figure embraces 1027 campuses. In the example of SUNY, although there are 30 campuses, for the purposes of the Directory this is tabulated as one institution, one agent and 30 campuses.

2. CAMPUSES: To present another demographic perspective, we also have included a campus "count". Campuses are defined in accordance with the National Center for Education Statistics measure as having the following characteristics: a permanent administration, offer programs at least two years in length, and are located in a community different from parent institutions so as not to be within commuting distance. Using SUNY once again, the 30 campuses include the State University Colleges at Buffalo, New Paltz and Potsdam, etc., however, all are covered by a single agreement. Our own college, Baruch, is one of the 19 campuses included in CUNY and while reflected in the campus count is subsumed under CUNY in the institution count.

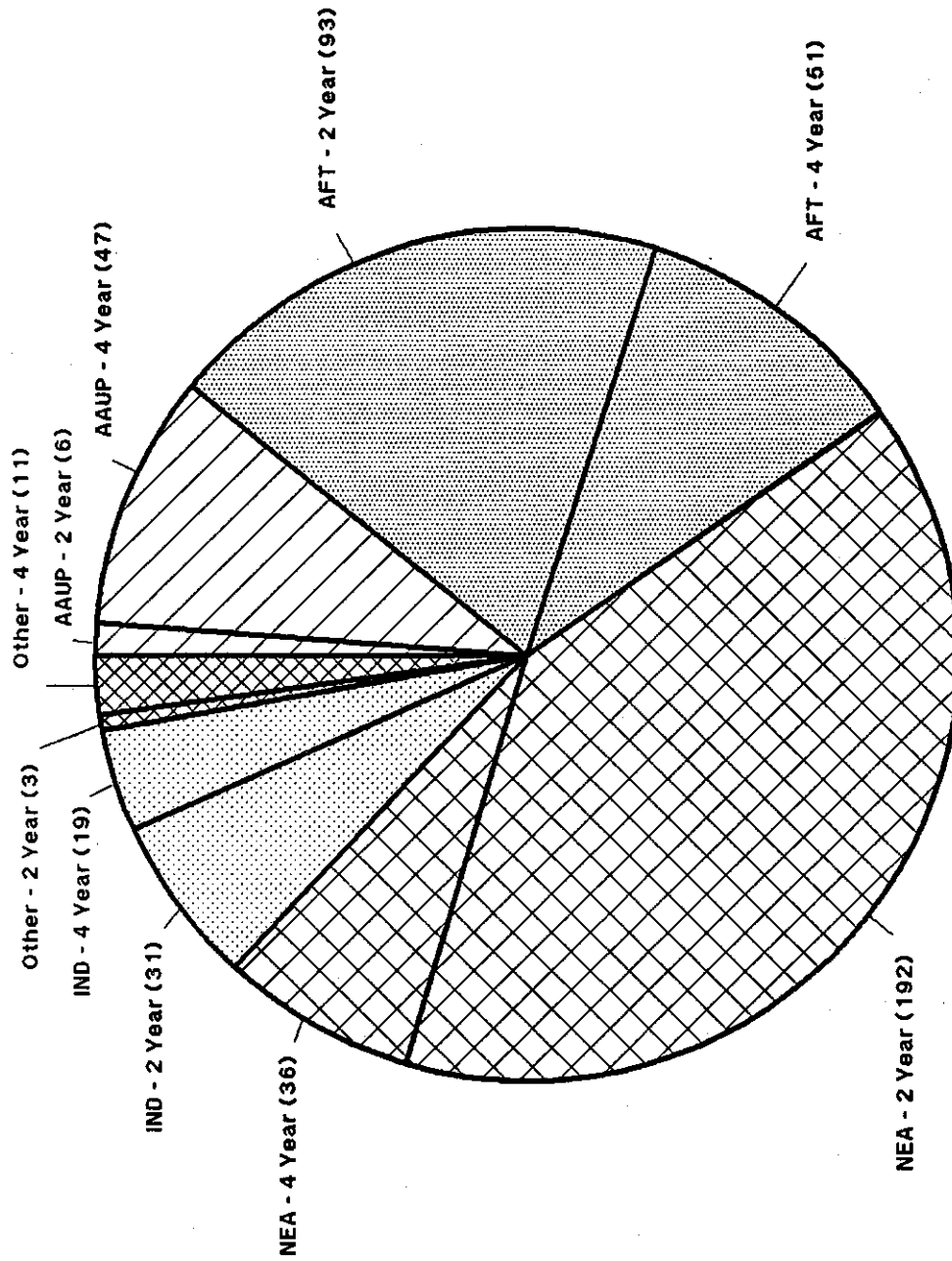
3. TWO YEAR/FOUR YEAR: Those institutions that contain two- and four-year colleges within the same system, such as CUNY, are recorded as four-year institutions. However, the two-year components are tabulated as such under the campus count. For example, Queensborough Community College is shown as a unionized two-year campus but its collective bargaining agreement status is subsumed as one of the 19 campuses under one institution, CUNY.

TABLE ONE

RECOGNIZED FACULTY BARGAINING AGENTS -- PUBLIC AND PRIVATE
1989

YEAR	AAUP	AFT	NEA	IND	AAUP / AFT / NEA		AAUP / AFT / IND		AAUP / AFT / NEA / IND		AFSCME	OTHER	TOTAL			
					AFT	NEA	AFT	IND	AAUP	AFT				NEA	IND	AFGE
PUBLIC INSTITUTIONS	4	23	27	23	6	3	0	2	2	1	1	2	2	1	5	95
	3	87	187	28	1	1	0	0	1	1	0	0	2	2	1	311
TOTAL	26	114	210	34	4	4	1	2	1	2	1	2	3	6		N=406
PRIVATE INSTITUTIONS	4	17	19	10	8	0	0	0	1	1	0	0	0	0	3	59
	1	4	4	4	2	0	0	0	0	0	0	0	0	0	0	11
TOTAL	18	23	14	14	10	0	0	0	1	1	0	0	0	3		N=70
SUMMARY OF RECOGNIZED AGENTS	4	40	46	33	14	3	0	2	2	2	1	2	1	8		154
	2	4	91	191	30	1	1	0	0	1	0	0	2	1		322
TOTAL	44	137	224	224	44	4	1	2	2	3	1	2	3	9		N=476

Table Two
Recognized Faculty Bargaining Agents
in Two- and Four-Year Institutions, 1989



Dual agent affiliation membership status credited to both institutions

TABLE THREE

FACULTY COLLECTIVE BARGAINING AGREEMENTS
1989

YEAR	AAUP	AFT	AFT	NEA	IND	AAUP / AFT /		AAUP / NEA /		AFGE	AFSCME	OTHER	TOTAL
						AFT	NEA	IND	IND				
PUBLIC	20	24	24	22	4	3	0	2	1	1	2	1	5
INSTITUTIONS	3	83	183	183	27	1	1	0	0	0	0	2	1
TOTAL	23	107	205	205	31	4	1	2	1	2	2	3	6
N=388													
PRIVATE	17	19	8	8	6	0	0	0	1	1	0	0	2
INSTITUTIONS	1	4	4	4	2	0	0	0	0	0	0	0	0
TOTAL	18	23	12	12	8	0	0	0	1	1	0	0	2
N=55													
SUMMARY OF	37	43	30	30	10	3	0	2	2	1	2	1	7
BARGAINING	4	87	187	187	29	1	1	0	0	0	0	2	1
AGREEMENTS	41	130	217	217	39	4	1	2	2	1	2	3	8
TOTAL	41	130	217	217	39	4	1	2	2	1	2	3	8
N=453													

TABLE FOUR

ANALYSIS OF BARGAINING AGENTS & COLLECTIVE BARGAINING AGREEMENTS

YEAR	AAUP	AFT	NEA	IND	AAUP / AFT / NEA		AAUP / AFT / NEA		IND	AFGE	AFSCME	OTHER	TOTAL
					AFT	NEA	AFT	NEA					
4	40	46	33	14	3	0	2	2	2	1	1	8	154
2	4	91	191	30	1	1	0	0	0	2	1	1	322
TOTAL	44	137	224	44	4	1	2	2	2	3	1	9	N=476
4	37	43	30	10	3	0	2	2	2	1	1	7	140
2	4	87	187	29	1	1	0	0	0	2	1	1	313
TOTAL	41	130	217	39	4	1	2	2	2	3	1	8	N=453
BARGAINING UNITS WITHOUT AGREEMENTS													
	3	7	7	5	0	0	0	0	0	0	0	1	N=23

Table Five

Faculty Bargaining Agents and Collective Bargaining Agreements (CBA's)
Public and Private Institutions, 1974-1988

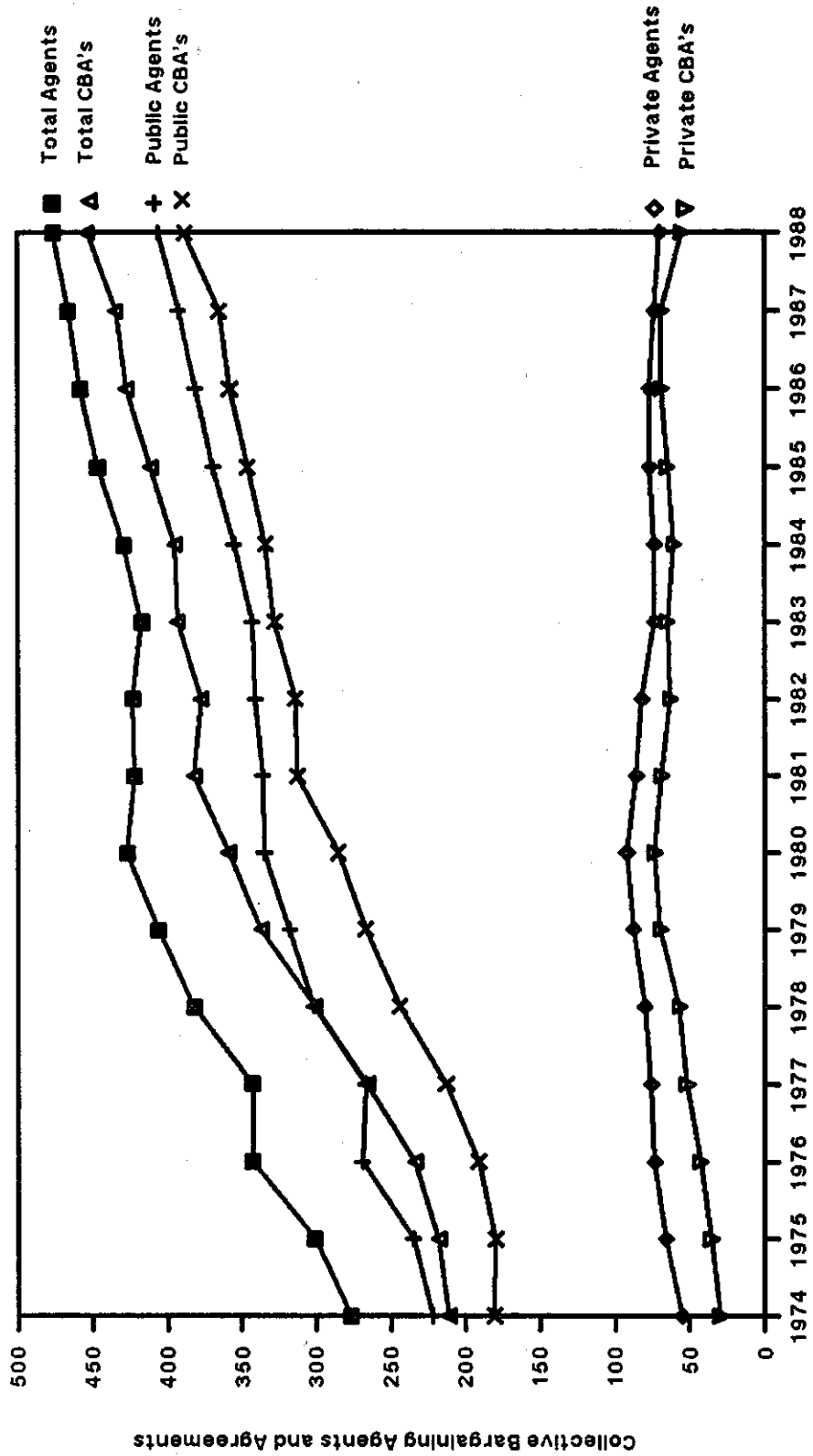


Table Six
Faculty Bargaining Agents and Collective Bargaining Agreements
in Two- and Four-Year Institutions, 1974-1988

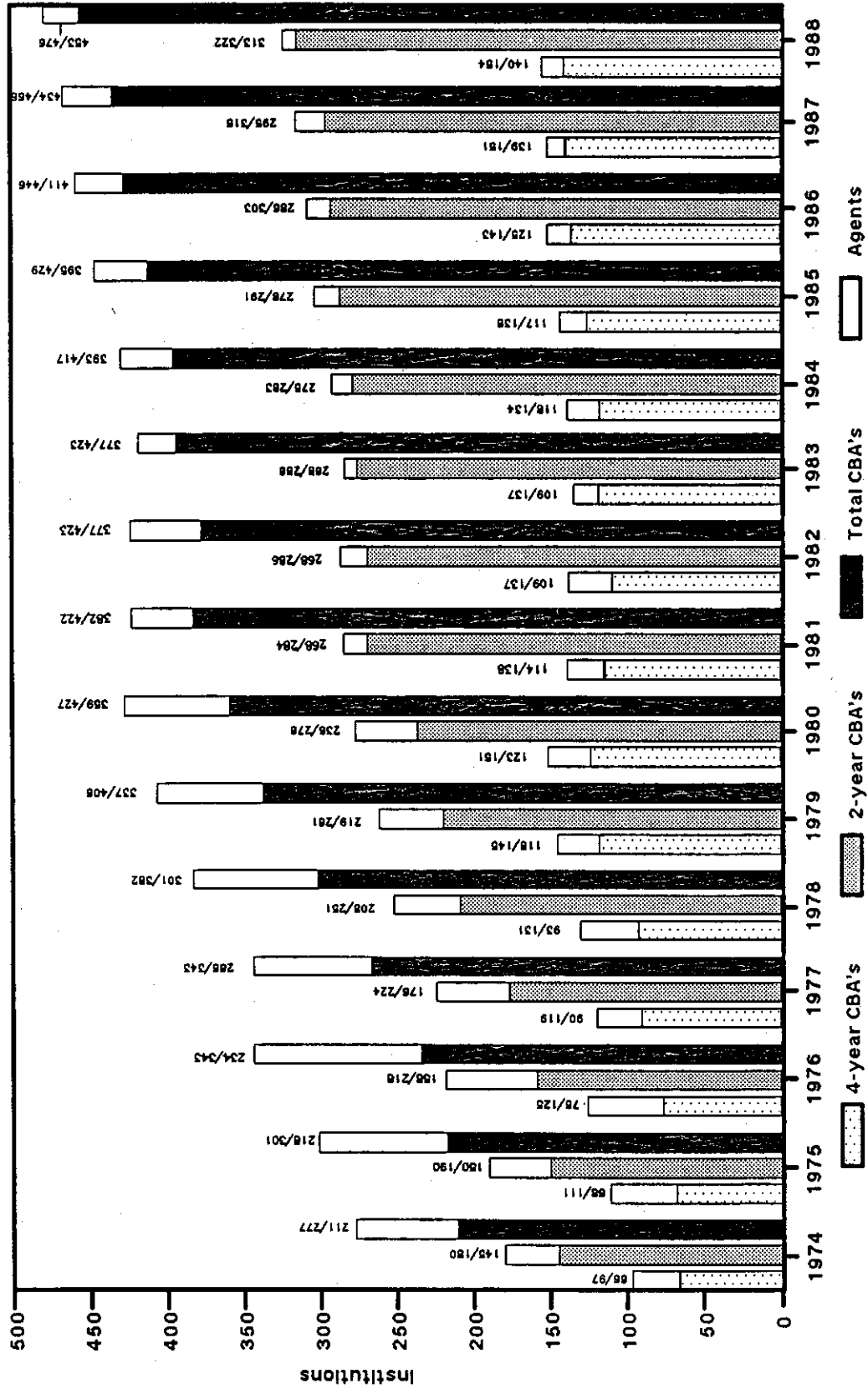


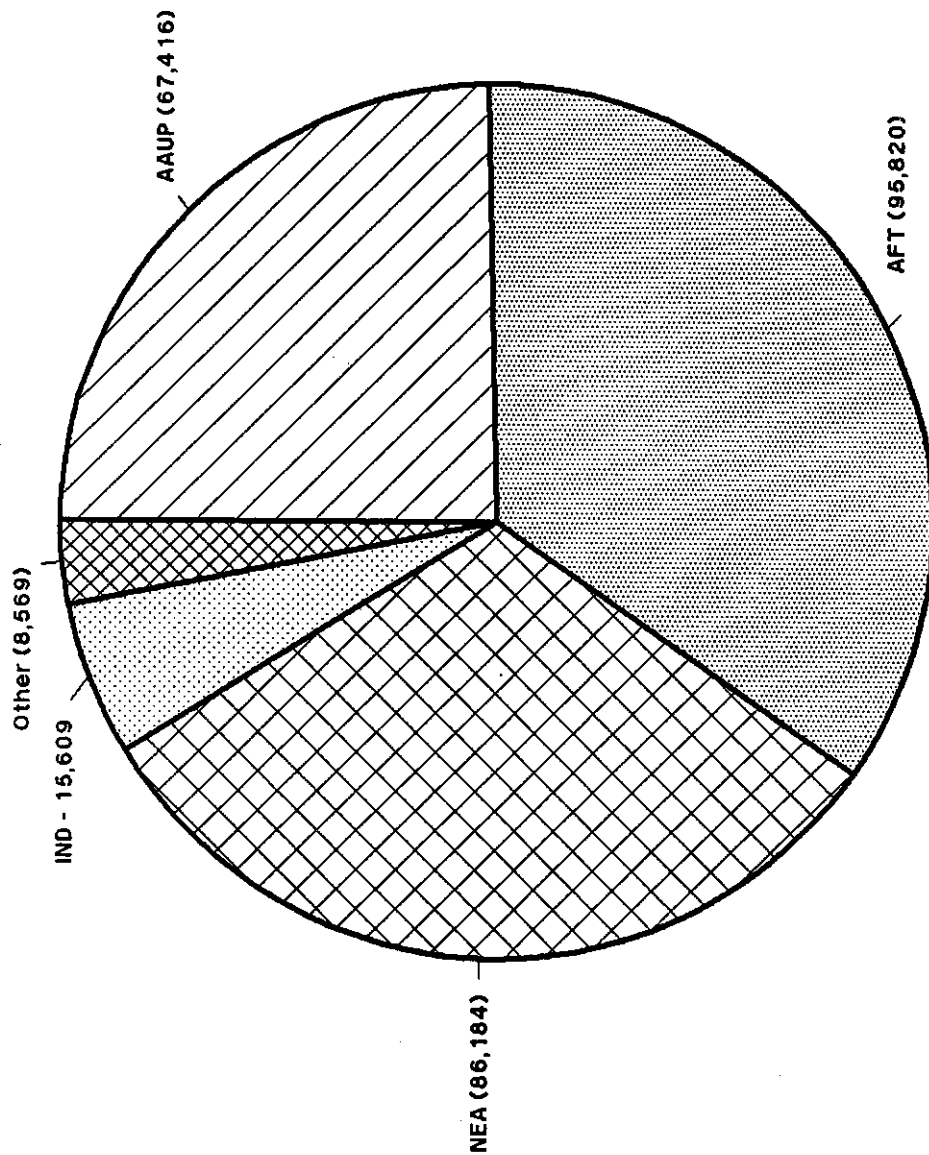
TABLE SEVEN¹

FACULTY REPRESENTED BY CERTIFIED BARGAINING AGENTS
IN PUBLIC AND PRIVATE, TWO- AND FOUR-YEAR INSTITUTIONS
1989

YEAR	AAUP	AFT	NEA	IND	AAUP/ AFT/		AAUP/ NEA/		AFGE	AFSCME	OTHER	TOTAL		
					AFT	NEA	IND	IND						
4	19,007	38,873	20,880	1,773	17,613	0	24,429	1,605	350	550	110	279	7,606	133,075
2	846	34,369	39,183	8,916	110	223	0	0	950	0	0	137	396	85,130
TOTAL	19,853	73,242	60,063	10,689	17,723	223	24,429	1,605	1,300	550	110	416	8,002	218,205
4	3,073	2,628	826	415	0	0	0	35	858	0	0	0	41	7,876
2	180	364	93	157	0	0	0	0	0	0	0	0	0	794
TOTAL	3,253	2,992	919	572	0	0	0	35	858	0	0	0	41	8,670
4	22,080	41,501	21,706	2,188	17,613	0	24,429	1,640	1,208	550	110	279	7,647	140,951
2	1,026	34,733	39,276	9,073	110	223	0	0	950	0	0	137	396	85,924
TOTAL	23,106	76,234	60,982	11,261	17,723	223	24,429	1,640	2,158	550	110	416	8,043	226,875

¹ Represents both full-time and part-time faculty members included in certified bargaining units. No distinction is made with respect to union membership.

Table Eight
Faculty Represented by Certified Bargaining Agents, 1989



Dual agent affiliation membership status credited to both organizations

TABLE NINE

CAMPUSES REPRESENTED BY RECOGNIZED FACULTY
BARGAINING AGENTS - PUBLIC AND PRIVATE
1989

YEAR	AAUP	AFT	NEA	IND	AAUP/AFT/			AAUP/ NEA/			AFCE	AFSCME	OTHER	TOTAL
					AFT	NEA	IND	NEA	IND	NEA/				
PUBLIC	38	120	74	24	15	0	22	19	1	1	2	4	31	351
INSTITUTIONS	18	163	328	43	11	1	6	0	12	0	0	8	1	591
TOTAL	56	283	402	67	26	1	28	19	13	1	2	12	32	N=942
PRIVATE	19	21	11	8	0	0	0	1	2	0	0	0	8	70
INSTITUTIONS	4	5	4	2	0	0	0	0	0	0	0	0	0	15
TOTAL	23	26	15	10	0	0	0	1	2	0	0	0	8	85
4	57	141	85	32	15	0	22	20	3	1	2	4	39	421
2	22	168	332	45	11	1	6	0	12	0	0	8	1	606
TOTAL	79	309	417	77	26	1	28	20	15	1	2	12	40	N=1,027

Table Ten
The Distribution of Faculty Unionization
by Two- and Four-Year Campuses, 1989

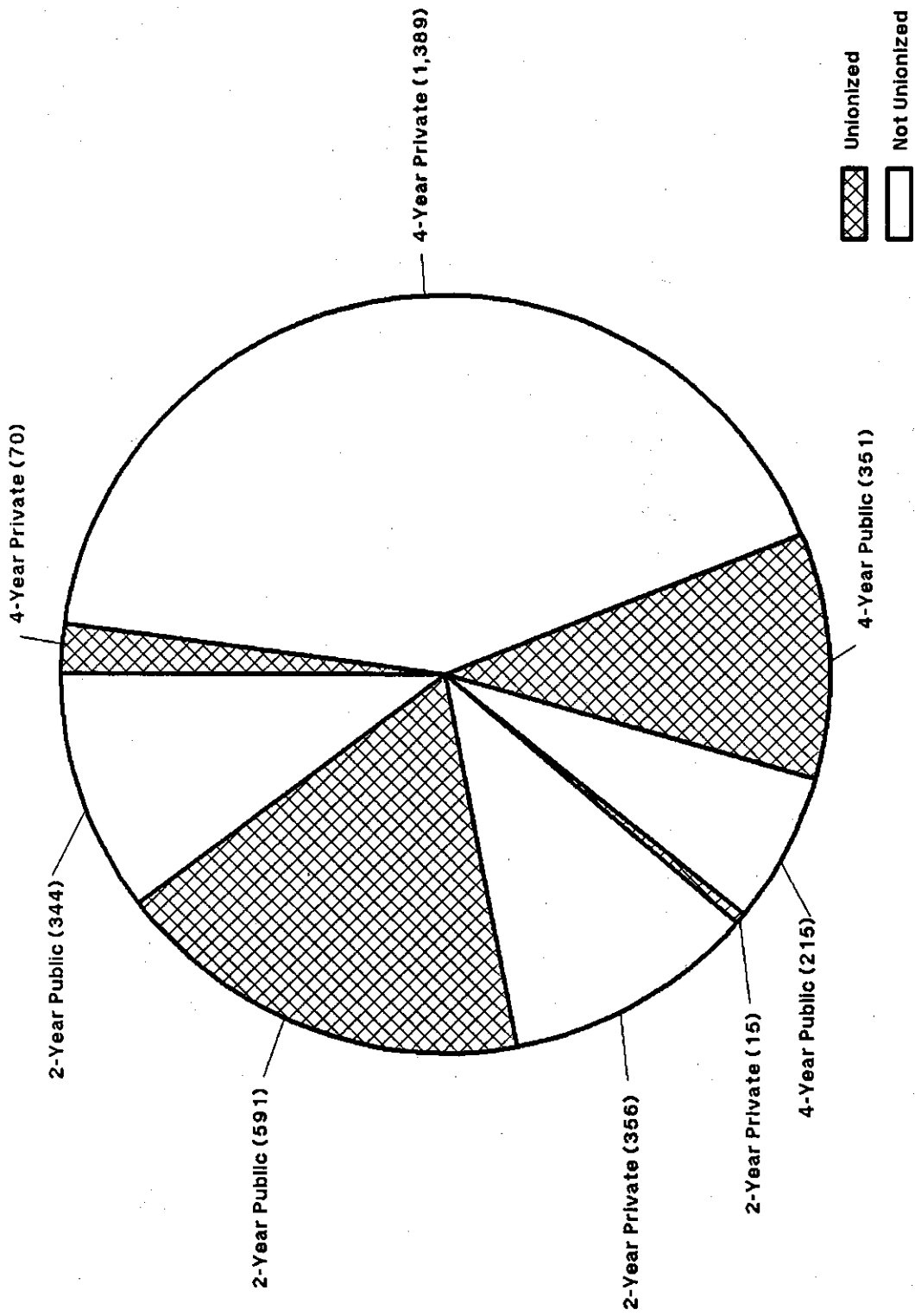
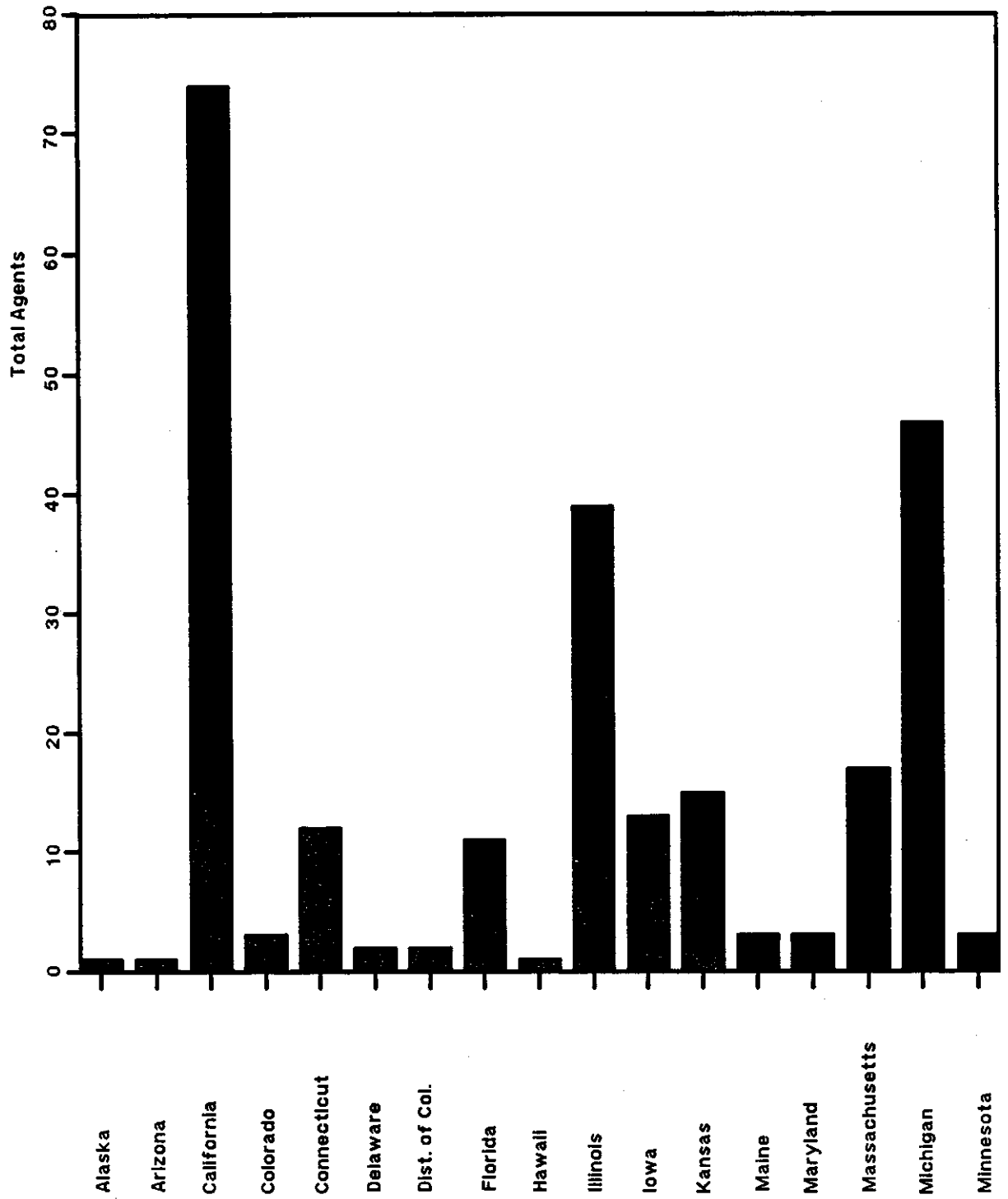


Table Eleven
Geographic Distribution of Faculty Bargaining Agents, 1989



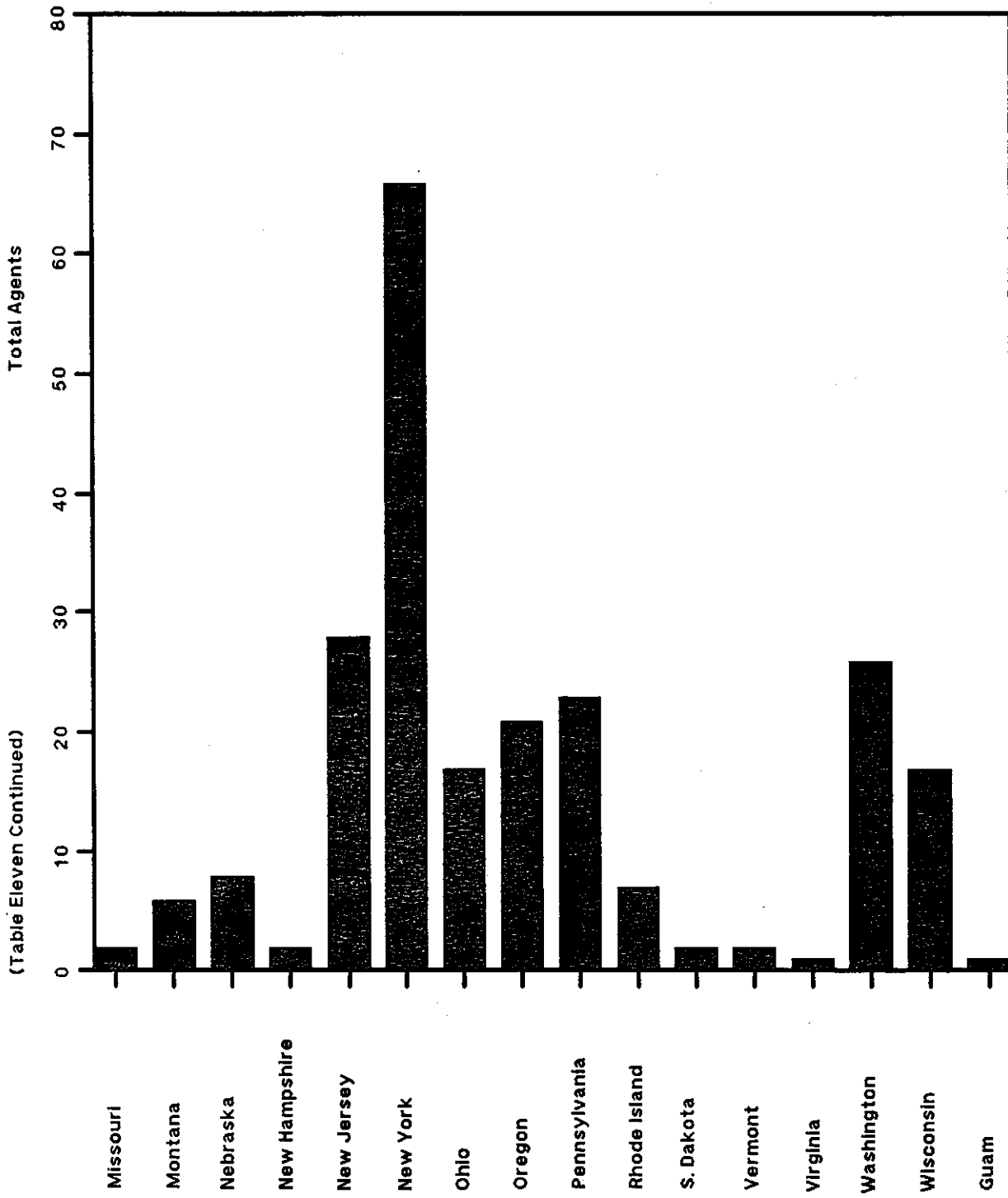


TABLE TWELVE

GEOGRAPHIC DISTRIBUTION OF BARGAINING AGENTS AND COLLECTIVE
BARGAINING AGREEMENTS (CBA) IN TWO- AND FOUR-YEAR INSTITUTIONS
1989

State	4-Year Agents/CBA		2-Year Agents/CBA		Total Agents/CBA	
Alaska	0	0	1	1	1	1
Arizona	0	0	1	1	1	1
California	12	11	62	60	74	71
Colorado	2	1	1	0	3	1
Connecticut	9	9	4	4	13	13
Delaware	2	2	0	0	2	2
District of Columbia	2	3	0	0	2	2
Florida	3	2	8	8	11	10
Hawaii	1	1	0	0	1	1
Illinois	2	2	37	33	39	35
Iowa	1	1	12	12	13	13
Kansas	1	1	14	14	15	15
Maine	2	2	1	1	3	3
Maryland	1	0	2	2	3	2
Massachusetts	12	11	5	4	17	15
Michigan	18	16	28	28	46	43
Minnesota	2	2	1	1	3	3
Missouri	1	1	1	1	2	2
Montana	4	4	2	2	6	6
Nebraska	3	2	5	5	8	7
New Hampshire	2	2	0	0	2	2
New Jersey	10	8	18	17	28	25
New York	25	23	41	41	66	64
Ohio	8	8	9	9	17	17
Oregon	6	6	15	15	21	21
Pennsylvania	9	8	14	14	23	22
Rhode Island	6	6	1	1	7	7
South Dakota	2	2	0	0	2	2
Vermont	2	1	0	0	2	1
Virginia	1	1	0	0	1	1
Washington	2	2	24	24	26	26
Wisconsin	2	2	15	15	17	17
Guam	1	1	0	0	1	1
TOTAL	154	140	322	313	476	453

TABLE THIRTEEN
SUMMARY OF DECERTIFICATIONS¹

Year	Institution	State	2/4	Unit Size	Agent	Year Agent Elected
1976	*New England College	NH	4		AFT	
1977	*Jamestown College	ND	4		NEA	
1980	Delaware Technical & CC	DE	2	230	NEA	1974
1980(Y) ²	*Catholic Univ. of America Law School	DC	Grad.	22	Ind.	1977
1980(Y)	*Yeshiva University	NY	4	200	Ind.	1976
1981(W)	*Goddard College	VT	4	10	AFT	1975
1981(Y)(W) ³	*Mount Vernon College	DC	4	25	AAUP	1977
1981(Y)	*Salem College	WV	4	64	NEA	1979
1981(W)	Southwestern Michigan Coll.	MI	2	35	NEA	1969
1981(Y)	*University of Albuquerque	NM	4		AFT	1982
1982(Y)(W)	*Ashland College	OH	4	82	AAUP	1972
1982(Y)(W)	*Curry College	MA	4	95	AAUP	1979
1982(Y)(W)	*Daemen College	NY	4	80	AAUP	1979
1982(Y)(W)	*Drury College	MO	4	60	AAUP	1979
1982(Y)	*College of Osteopathic Medicine & Surgery	IA	4	65	AFT	1975
1982(Y)	*Ithaca College	NY	4	--	AFT	1978
1982(Y)	*Stevens Institute of Tech.	NJ	4	109	AAUP	1976
1982(Y)	*Thiel College	PA	4	63	AAUP	----
1982(Y)	*Wagner College	NY	4	105	AFT	1979
1983(Y)	*Ohio Northern University	OH	4	145	NEA	1979
1983(Y)	*Seton Hall University	NJ	4	350	AFT	1982
1983(Y)	*Stephens College	MO	4	120	AFT	1979
1983(Y)	*University of New Haven	CT	4	130	AFT	1979
1984(Y)	*Boston University	MA	4	860	AAUP	1975
1984(Y)	*Polytechnic Institute of NY	NY	4	220	AAUP	1971
1985(Y)	*Lewis University	IL	4	97	Ind.	1975
1985(W)	*Cottey College	MO	2	30	AFT	1976
1987	*U. of Dubuque Seminary	IA	2	13	NEA	1973
1987(Y)	*Curry College	MA	4	89	AAUP	1979
1987(Y)	*Fairleigh Dickinson Univ.	NJ	2/4	495	AAUP	1974
1987(W)	Rutgers Univ. (Part-time)	NJ	4	80	Ind.	1978
1987	Lansing C.C. (Admin. Assn.)	MI	2	60	Ind.	1977
1988(Y)	*U. of Dubuque	IA	4	60	NEA	1973

¹ For purposes of this listing, decertifications are defined as those instances in which a bargaining agent election is lost by the certified agent to "No-Agent" or when the NLRB or appropriate state agency determines that the certified agent is no longer "representative." Those instances in which the certified agent was challenged by a competing organization and subsequently lost its certificate are not considered technical decertifications and are listed under "Change in Agent Status."

² Y - Results of Yeshiva litigation.

³ W - Union voluntarily withdrew its certification.

TABLE FOURTEEN

ROSTER OF INSTITUTIONS AFFECTED BY THE YESHIVA DECISION

Institution	State	Unit Size	Agent/Status	Year Agent Elected
Adrian College	MI	56	NEA-NM ¹	'75
American International College	MA	--	AAUP-M ¹	--
American Univ. English Lang. Institute	DC	37	ELIFA-NM	'82
Ashland College	OH	82	AAUP-D,W ¹	'72
Boston University	MA	860	AAUP-D,M	'75
Bradford College	MA	29	IBT-NM,NA ¹	'82
Catholic Univ. of America Law School	DC	22	IND-D,M	'77
College of Osteopathic Medicine	IA	65	AFT-D,M	'76
College of Saint Theresa	MN	--	IND-W	--
Cooper Union	NY	55	AFT-NM	'74
Curry College	MA	95	AAUP-D,W	'79
Daemen College	NY	80	AAUP-D,W	'79
Dean Academy and Junior College	MA	--	AFT-M	--
Drury College	MO	60	AAUP-D,W	'79
Duquesne Univ. Law School	PA	26	IND-M	--
Fairleigh Dickinson University	NJ	495	AAUP-D,M	'74
Florida Memorial College	FL	40	UFF/AFT-NM	'79
Ithaca College	NY	--	NYSUT/AFT-D,M	'78
Kendall School of Design	MI	50	NEA-NM	'74
Lewis & Clark Community College	OR	75	AAUP-NM,AP ¹	'79
Lewis University	IL	97	IND-D,M	'75
Livingstone College	NC	77	AFT-M	--
Long Island Univ.-Brooklyn	NY	250	AFT-W	'76
Long Island Univ.-C.W. Post	NY	350	AFT-W	'76
Long Island Univ.-Coll. of Pharmacy	NY	25	AAUP-W	'78
Long Island Univ.-Southampton	NY	72	AFT-W	'76
Loretto Heights College	CO	100	NEA-NM-Closed '88	'72
Marymount College of Virginia	VA	51	NEA-NM	'75
Milton College	WI	35	AFT-Closed '82	'79
Montefiore Hosp./Medical Center	NY	--	NYSFPD-NA,W	--
Mount Allison University	CAN	122	CAUT-NM	'82
Mount Vernon College	DC	25	AAUP-DW	'77
Nasson College	ME	30	AFT-Closed '82	'77
New York Medical College	NY	--	AFT-NM,NA	--
Ohio Northern University	OH	145	NEA-D,M	'79
Parsons School of Design	NY	--	AFT-NM,NA	--
Polytechnic Institute of NY	NY	220	AAUP-D,M	'71
Pratt Institute of NY	NY	470	AFT-NM	'71
Puerto Rico Jr. College	PR	--	IND-NM	'75
Rio Grande College	OH	76	IND-W	'76
Saint Joseph College	ME	27	NEA-NM,AP	--
Salem College	WV	64	NEA-D,M	'79
Seattle University	WA	--	AAUP-W	--
Seton Hall University	NJ	350	AFT-D,M	'82
Simon's Rock of Bard College	MA	27	AAUP-W	'84

TABLE FOURTEEN (Continued)

Institution	State	Unit Size	Agent/Status	Year Agent Elected
ROSTER OF INSTITUTIONS (Cont'd.)				
Southern Oregon State College	OR	193	IND-NM	'73
Stephens College	MO	120	AFT-D,M	'79
Stephens Inst./Acad. of Art Coll.	CA	--	IND-NM	'76
Stevens Institute of Technology	NJ	109	AAUP-D,M	'76
Thiel College	PA	63	AAUP ₂ -D,M	--
University of Alaska	AK	--	NEA ²	'82
University of Albuquerque	NM	92	AFT-D,M	--
University Central De Bayamon	PR	--	UPU-NM	--
University of Dubuque	IA	46	NEA-D,M	'73
University of New Haven	CT	130	AFT-D,M	'76
University of Pittsburgh	PA	1250	AAUP/AFT-M,AP	--
Villanova University	PA	--	AAUP-W	--
Wagner College	NY	105	AFT ₃ -D,M	'79
Witchita State University	KS	--	KEA ³	--
Wilberforce University	OH	49	AAUP-NM	'79
Wordsworth Academy	PA	--	AFT-NM	--
Yeshiva University	NY	200	IND-D,M	'76

- AP= Appeal Pending
D= Decertified
M= Managerial
NA= "No Agent" Elected
NM= Nonmanagerial
W= Agent Withdrew, Voluntary Resolution

2. Public sector claim. ALRA held Yeshiva not applicable to the University of Alaska and further "...that if the faculty were to be considered managers... they would be entitled to a manager's unit or similarly designated unit." See Case no. UA-80-2 (1981).

3. Public sector claim. Kansas PERB held Yeshiva not applicable and found faculty at Wichita State University nonmanagerial. PERB ordered the designation of an appropriate bargaining unit as recommended by the hearing officer. See Case no. 75-UD-01-1980 (Kansas PERB (1981)).

TABLE FIFTEEN
COLLEGE CLOSINGS¹

Institution	State	Agent	Unit Size	2/4 Year	Closing Date
*Antioch School of Law ²	DC	AFT	16	3	1988
*Central YMCA Community College	IL	AFT	80	2	1983
*Colorado Women's College	CO	AAUP	42	4	1982
*Detroit Institute of Technology	MI	NEA	34	4	1981
*Loretto Heights College	CO	NEA	80	4	1988
*Milton College	WI	AFT	35	4	1982
*Nasson College	ME	AFT	30	4	1983
*Shaw College at Detroit ³	MI	NEA	37	4	1983
Springfield Campus - University of South Dakota	SD	NEA	--	4	1984

¹Institution previously cited in the Directory as having negotiated collective bargaining agreements.

²Antioch School of Law was subsumed by University of the District of Columbia Law School.

³U. S. Bankruptcy Court judge orders permanent closing of institution. (March, 1984)

TABLE SIXTEEN

STATUS OF PUBLIC SECTOR COLLECTIVE BARGAINING LEGISLATION¹

STATE	Date of Legislation or Amendment
Alaska	1972
Arizona	Governing Boards ²
California	1975 (2 yr.); 1978 (4 yr.)
Connecticut	1975
Delaware	1970 ³
District of Columbia	1978 ³
Florida	1974
Hawaii	1970 (amend. 1975)
Illinois	1983
Iowa	1974
Kansas	1970 (2 yr.) (amend. 1974)
Maine	1974 (2 yr. voc. tech.) (amend. 1975) 1975 (all other)
Maryland	Governing Boards
Massachusetts	1974
Michigan	1973 (amend. 1976)
Minnesota	1971 (amend. 1976, 1980)
Montana	1973 (amend. 1975)
Nebraska	1972
Nevada	Governing Boards
New Hampshire	1975
New Jersey	1974 (amend.)
New York	1967
Ohio	1983
Oregon	1963 (2 yr.) (amend. 1975)
Pennsylvania	1970
Rhode Island	1958 (amend. 1973)
South Dakota	1969 (amend. 1974)
Vermont	1972 (amend. 1975)
Washington	1973 (2 yr.) 1987 (2 yr.) ⁴
Wisconsin	1966 (2 yr.) (amend. 1974) (T.A.'s 1985)

¹Public institutions only. Authority to engage in collective bargaining has existed since 1970 in private institutions under the National Labor Relations Act. See Introduction for discussion of pending legislation.

²No legislation. Governing Boards enacted policy enabling collective bargaining at institution. Not general for state institutions of higher education as a whole.

³Prior to 1978, Governing Boards policy enabled collective bargaining.

⁴The 1973 legislation was a "meet and confer" ruling. The 1987 bill authorizes collective bargaining.


TABLE SEVENTEEN

BARGAINING AGENTS CITED IN THIS DIRECTORY

AAUP	American Association of University Professors
ACA	Association of College Administrators
ACCF	Associated Community College Faculties
ACE	Association of Certified Educators
ACPU	Association Canadian des Professeur's d'Universite
AEA	Arizona Education Association
AFA	Adjunct Faculty Association
AFGE	American Federation of Government Employees
AFSCME	American Federation of State, County and Municipal Employees
AFT	American Federation of Teachers
APA	Association of Professional Administrators
APSCUF	Association of Pennsylvania State College and University Faculties
CAUT	Canadian Association of University Teachers
CCCC	Congress of Connecticut Community Colleges
CCCEA	Central Community College Education Association
CCCTU	Cook County College Teachers Union
CEQ	Centrale de l'Enseignement du Quebec
CFA	California Faculty Association
CFT	California Federation of Teachers
CNA	California Nurses Association
CSEA	California State Employees Association
CSN	Confederation des Syndicats Nationaux
CTA	California Teachers Association
CWA	Communication Workers of America
ECCFF	Edison Community College Faculty Federation
ELIFA	English Language Institute Faculty Association
FAC	Florida Academic Congress
FAPUQ	Federations des Associations de Professeurs des Universities du Quebec
FSCAPE	Fort Scott College Association of Professionals Employees
FTP	Florida Teaching Profession
FUSA	Faculty United Service Association
GFT	Guam Federation of Teachers
IBT	International Brotherhood of Teamsters
IEA	Illinois Education Association
IFO	Inter-Faculty Organization
IFT	Illinois Federation of Teachers
IND	Independent
KEA	Kansas Education Association
LCCFA	Lower Columbia College Faculty Association
MCCC	Massachusetts Community College Council
MCCFA	Minnesota Community College Faculty Association
MEA	Michigan Education Association
MEA	Minnesota Education Association
MFT	Michigan Federation of Teachers
MGEA	Manitoba Government Employees Association
MSP	Massachusetts Society of Professors
MTA	Maine Teachers Association
MTA	Massachusetts Teachers Association

BARGAINING AGENTS (cont'd.)

NCCFT	Nassau Community College Federation of Teachers
NEA	National Education Association
NJEA	New Jersey Education Association
NYEA	New York Educator's Association
NYS Fed. Phy. Dent.	New York State Federation of Physicians and Dentists
NYSUT	New York State United Teachers
OEA	Ohio Education Association
OEA	Oregon Education Association
OFT	Oregon Federation of Teachers
OPAP	Organization of Professional Administration Personnel
OPEIU	Office of Professional Employees International Union
OPSEU	Ontario Public Service Employees Union
PaFT	Pennsylvania Federation of Teachers
PCCEA	Pima Community College Education Association
PCFA	Post College Faculty Association
PSC	Professional Staff Congress
PSEA	Penn State Education Association
SCEA	State Colleges Education Association (Nebraska)
SCFA	Santa Cruz Faculty Association
SEIU	Service Employees' International Union
SPSE	Society of Professional Scientists and Engineers
SRFBC	Simon's Rock Faculty Bargaining Council
TAA	Teaching Assistants Association
UAPD	Union of American Physicians and Dentists
UCCFE	United Community College Faculty of Florida
UEA	University Education Association
UFF	United Faculty of Florida
UFL	University Federation of Librarians
UHFA	United Hawaii Professional Assembly
UPC	United Professors of California
UPI	United Professionals of Illinois
UPU	Union De Profesores Universitarios
UUP	United University Professions
WEA	Washington Education Association
WEA	Wisconsin Education Association
WFT	Wisconsin Federation of Teachers
1199 NW	National Union of Hospital and Health Care Employees, AFL-CIO



"NO-AGENT" VOTES

1971 - 1988

"NO-AGENT" VOTES
1971 - 1988

State	Institution	Agent Defeated	Year	2/4
ALASKA	University of Alaska	NEA	1982	4
CALIFORNIA	*California Institute of the Arts	AFT	1975-	4
	Coachella Valley Community College	NEA	1978	2
	College of the Desert	NEA	1979	2
	Imperial Valley College	NEA	1980	2
	North Orange County Community College**	NEA	1978	2
	Pasadena City College**	NEA	1977	2
	Univ. of California-Berkeley	AAUP	1980	4
	-UCLA	Ind.	1981	4
	-Professional Scientist & Engineers of the Lawrence Livermore National Labs.	SPSE/CSEA	1983	4
	*Univ. of San Francisco-College of Professional Studies	AFT	1983	4
University of California-Researchers	AFT	1986	4	
COLORADO	University of Colorado** Boulder	AAUP/AFT	1975- 1980	4 4
CONNECTICUT	*Wesleyan University	AAUP	1979	4
	Connecticut Technical College (Part-time Faculty)	AFT	1988	2
DISTRICT OF COLUMBIA	*Catholic University of America		1979	4

State	Institution	Agent Defeated	Year	2/4
"NO-AGENT" VOTES (Cont'd.)				
FLORIDA	Central Florida Community College	NEA	1977	2
	Florida Junior College	AFT	1975	2
	*Jacksonville University	AAUP	1975-	4
	Miami Dade Junior College	AFT	1975	2
		AFT	1984	2
		NEA	1975	2
	Okaloosa-Walton Junior College			
	Pensacola Junior College			
	(Full & Part-time)	UFF/AFT	1979	2
	Polk Community College	AFT	1975	2
	Santa Fe Community College	NEA	1976	2
	St. Petersburg Junior College	NEA	1977	2
	Univ. of Florida-Institute of Food and Agric. Science	Ind.	1976	4
	Univ. of Florida-Gainesville**		1980	4
*Univ. of Miami-Coral Gables	AAUP	1974	4	
ILLINOIS	*College of St. Francis	AFT	1975-	4
	William Rainey Harper College**	NEA, AFT	1976	2
	Illinois State University	AAUP, AFT	1986	4
	Northern Illinois University	AAUP, UPI	1986	4
	Southern Illinois University-Carbondale	NEA, AFT	1988	4
	Southern Illinois University-Carbondale (Administrative Professional Staff)	NEA, AFT	1988	4
	Southern Illinois University-Edwardsville	NEA, AFT	1988	4
	Southern Illinois University-Edwardsville (Dental School)	NEA, AFT	1988	4
	*Butler University	NEA	1977	4
	*University of Evansville	NEA	1979	4
	University of Kansas	NEA	1987	4
KANSAS				

State	Institution	Agent Defeated	Year	2/4
-------	-------------	----------------	------	-----

"NO-AGENT" VOTES (Cont'd.)

MAINE

*Ricker College
Maine Maritime Academy

AFT 1975-
AFT 1985

4
4

MASSACHUSETTS

*Anna Maria College
*Bradford College
*Curry College**
*Dean Junior College
Holyoke Community College**
(subsequently affiliated with
NEA under statewide system)
*Lasell Junior College
Massachusetts Maritime Academy
*Merrimack College
*New England Conservatory of Music
*Northeastern University

AAUP
IBT
Ind.
AFT
NEA

1978
1982
1975
1975-
1971

4
4
4
2
2

*Lasell Junior College

AFT

1976

2

Massachusetts Maritime Academy

AFT, NEA

1975

4

*Merrimack College

NEA

1976

4

*New England Conservatory of Music

AAUP

1975

4

*Northeastern University

AAUP, NEA

1975

4

MICHIGAN

*Albion College
American Institute of Technology
Grand Valley State Colleges

AAUP, NEA

1975-

4

American Institute of Technology

AAUP

1980

4

Grand Valley State Colleges

NEA

1974

4

Grand Valley State Colleges

NEA

1977

4

Grand Valley State Colleges

NEA

1980

4

Grand Valley State Colleges

NEA

1982

4

Grand Valley State Colleges

NEA

1988

4

*Lawrence Institute of Technology

AAUP

1975-

4

Michigan State University

AAUP, NEA

1972

4

Michigan State University

AAUP, NEA

1978

4

Michigan State University

AAUP, NEA

1982

4

Northern Michigan University**

NEA

1975

4

*University of Detroit**

AAUP

1975-

4

University of Detroit**

NEA

1975-

4

State	Institution	Agent Defeated	Year	2/4
"NO-AGENT" VOTES (Cont'd.)				
MINNESOTA	*Hamline University	AAUP	1975	4
	University of Minnesota			4
	- Faculty**	AAUP	1978	
	- Law School(Duluth & Twin Cities Campus)		1980	
	- Health Science(Duluth & Cities Campus)		1980	
	- Crookston Campus-Faculty		1980	
MISSOURI	- Minneapolis-St. Paul	NEA, AAUP	1981	
	*St. Theresa's College	AAUP	1980	4
	*Stephens College**	AFT, AAUP	1978	4
	*Cottey College	AFT	1985	4
MONTANA	Montana State University	AAUP	1978	4
	University of Montana**	AAUP, AFT	1975	4
NEBRASKA	University of Nebraska, Lincoln	AAUP	1977	4
	Univ. of Nebraska College of Dentistry	Ind.	1975	4
NEW HAMPSHIRE	*Nathaniel Hawthorne College	AFT	1975	4
	University System of New Hampshire			4
	- Durham Campus	AAUP, NEA	1977	
	- Plymouth Campus	AAUP, NEA	1977	
NEW JERSEY	*Centenary College for Women	AAUP	1977	4
	Somerset County College-Adjunct Unit	AFT	1982	2
NEW YORK	Corning Community College	AFT	1976	2
	*Fordham University (2 elections)	AAUP	1975-	4

State Institution Agent Defeated Year

"NO-AGENT" VOTES (Cont'd.)

NEW YORK (Cont'd.)

*Ithaca College** AAUP, AFT 1975-
 *Manhattan College AAUP 1971
 *Montefiore Medical Center NYS Fed Phy/Dent 1982
 *New York Medical College NYS Fed Phy/Dent 1982
 *New York University AAUP, AFT 1975-
 AFT 1975-
 *Pace University AAUP 1978
 *Parson's School of Design AFT 1987
 *Paul Smith College AFT 1985
 *Rensselaer Polytechnic Institute AAUP 1975
 *Rosary Hill College NEA 1975-
 *Saint Joseph's College AFT 1976
 *Syracuse University AAUP 1975-
 *Villa Maria College AFT 1975-

NORTH CAROLINA

*Barber-Scotia College NEA 1979

OHIO

*Antioch College AAUP, AFT 1975-
 *Baldwin-Wallace College AAUP 1975-
 Bowling Green State University Ind. 1979
 *Oberlin College Ind. 1974
 Ohio University AAUP, NEA 1976
 University of Toledo AAUP, AFT 1975-

OREGON

Eastern Oregon State College 1977
 Oregon Institute of Technology Ind. 1975
 Oregon State University AAUP, AFT 1977
 NEA, AAUP 1983
 Treasure Valley Community College NEA 1977
 Umpqua Community College NEA 1979
 University of Oregon AAUP, AFT 1977

INDEX OF UNITED STATES AND CANADIAN
INSTITUTIONS CITED IN
1989 DIRECTORY

INDEX

Institution	Page No.
Acadia University	86
Adelphi University	42
Adirondack Community College	42
Adrian College	30, 116
Aimes Community College	13
Albany State University-SUNY	49
Albion College	127
Aleman Center-San Francisco C.C.	66
Alfred State College-SUNY	48
Algoma University College	87
Algonquin C.C.-Ontario	87
Allegheny Campus-C.C. of Allegheny County	54
Allied Health Center Campus-Broward College	17
Alpena Community College	30
Ambler Campus-Temple University	56
American Institute of Technology	127
American International College	116
American River College	7
American University	17, 73
American Univ. English Language Institute	116
Amherst Campus - University of Massachusetts	30
Ankeny Campus-Des Moines Area C.C.	23
Ann Arbor-University of Michigan	34, 81
Anna Maria College	127
Anoka-Ramsey Community College	35
Antelope Valley College	3
Antioch College-Ohio	129
Antioch College School of Law-Wash. D.C.	118
Arapahoe Community College	13
Arrowhead Community College	35
Ashland Campus-Wisconsin Indianhead VTAE District	65
Ashland College-Ohio	115, 116
Ashtabula Regional Campus-Kent State, Ohio	51
Asnuntuck Community College-Conn. C.C. System	14
Atlanta Community College	39
Auburn Hills Campus-Oakland C.C.	33
Austin Community College	35
Baker Junior College of Business	31
Bakersfield-Calif. State College - CSU	4
Bakersfield College	7

INDEX (Cont'd.)

Institution	Page No.
Baldwin-Wallace College	129
Barber-Scotia College	129
Bard College	42
Barstow Community College	3
Baruch College-CUNY	42
Bay de Noc Community College	31
Beatrice Campus-Southeast Tech. C.C.	38
Beaver Dam Campus-Moraine Park Tech. Instit.	64
Becker Junior College	28
Belleville Area College	20
Belleville Campus-Belleville Area College	20
Bellevue Community College	59
Bemidji State University	35
Bergen Community College	39
Berkeley Campus-University of California	12
Berklee College of Music	28, 74
Berkshire Community College	28, 74
Big Bend Community College	59
Binghamton State University-SUNY	49
Bishop's University	89
Black Hawk College	20
Black Hills State College	58
Blackhawk Voc. Tech. College	62
Bloomfield College	39
Bloomsburg Univ. of Penn.	56
Blue Hills Community College	28, 74
Blue Mountain Community College	52
Boone Campus-Des Moines Area C.C.	23
Borough of Manhattan C.C.-CUNY	42
Boston Campus-Univ. of Massachusetts	30
Boston Campus-Wentworth Institute of Technology	30
Boston University	115, 116
Bowling Green State University	129
Boyce Campus--C.C. of Allegheny County	54
Bradford College	116, 127
Brandon University	85
Brainerd Community College	35
Brevard Community College	17
Bridgewater State College	29, 75
Bristol Campus-Roger Williams College	58
Bristol Community College	28, 74

INDEX (Cont'd.)

Institution	Page No.
Brockport State College-SUNY	48
Bronx C.C.-CUNY	42
Brookdale Community College	39
Brooklyn College-CUNY	42
Brooklyn Health Science Center-SUNY	49
Brooklyn-Pratt Institute of N.Y.	47
Broome Community College	42
Broward Community College	17
Bryant College	57
Bucks County Community College	54
Buffalo Health Science Center-SUNY	49
Buffalo State University-SUNY	48
Bunker Hill Community College	28, 74
Burlington County College	39
Butler County Community College	25, 130
Butler University	126
Butte College	3
Cabrillo College	4
California Institute of the Arts	125
California Univ. of Penn.	56
California State University	4
Calmar Campus-N.E. Iowa Technical Institute	24
Cambrian C.C.-Ontario	87
Camden Campus-Rutgers State University of N.J.	41, 76, 81
Camden County College	39
Canada College	11
Canadore C.C.-Ontario	87
Canton Agric. & Tech. College-SUNY	48
Cape Cod Community College	29, 74
Capital District E.O.C.-Hudson Valley C.C.	67
Carl Sandburg College	20
Carleton University	87
Carroll Campus-Des Moines Area C.C.	23
Carthage Extension Center-Carl Sandburg College	20
Cascade Campus-Portland Oregon C.C.	53, 77
Castleton State College	58, 78
Catholic University of America	125
Catholic Univ. of America Law School	115, 116
Cattaraugus County Campus-Jamestown C.C.	45
Cayuga County Community College	42
Centenary College for Women	128

INDEX (Cont'd.)

Institution	Page No.
Centennial C.C.-Ontario	87
Center Campus-Macomb County C.C.	32
Central Campus-Broward C.C.	17
Central Campus-Palm Beach Community College	19
Central Campus-Seattle C.C. Distr. VI	60
Central Campus-Southern State C.C.	52
Central Community College	37
Central Connecticut State College	15
Central Florida Community College	126
Central Islip Campus-N. Y. Institute of Technology	46
Central Maine Voc. Tech. Institute-Maine Voc. Tech. Inst. System	26
Central Michigan University	31
Central Oregon Community College	53
Central State University	50
Central YMCA C.C.	118
Centralia College	59
Cerro Coso College	7
Chabot College	4
Chaffey Community College	5
Chemeketa Community College	53, 77
Cheyney Univ. of Penn.	56
Chicago State University	21
Chico-Calif. State Polytechnic Univ.- CSU	4
Chinatown C.C. Center-San Francisco C.C.	66
Chipola Junior College	17
Chippewa Falls Campus-Chippewa Valley Tech. College	63
Chippewa Valley Technical College	63
Citrus College	5
City Campus-Erie C.C.	44
City College-CUNY	42
City College of San Francisco	10
City Colleges of Chicago	20, 95
City University of New York	42
City-wide College-City Colleges of Chicago	20
Clackamas Community College	53
Clairemont Mesa Center-San Diego C.C.	10
Claremont Colleges	5
Claremont McKenna College	5
Claremont University Graduate School	5
Clarion Univ. of Penn.	56
Clark College	59
Clatsop Community College	53
Clearwater Community College-Minnesota C.C.	35
Clermont General & Technical College	52

INDEX (Cont'd.)

Institution	Page No.
Clinton Community College-Iowa	23
Clinton Community College-N.Y.	43
Cloud County Community College	25
Coachella Valley Community College	125
Coast Community College District	5, 73
Coastline Community College-Coast C.C. District	5, 73
Cobleskill Agric. & Tech. College-SUNY	48
Cocoa Campus-Brevard C.C.	17
Coffeyville Community College	25
Colby Community College	25, 95
College of Alameda	8
College of Applied Science-Univ. of Cincinnati	52
College of DuPage	20
College of Environmental Sci. & Forestry at Syracuse-SUNY	48
College of Insurance	43
College of Lake County	20
College of Marin	8
College of Optometry at N.Y.C.-SUNY	49
College of Osteopathic Medicine	115, 116
College of Saint Theresa	116
College of San Mateo	11
College of Staten Island-CUNY	43
College of St. Francis	126
College of Technology at Utica/Rome-SUNY	48
College of the Desert	125
College of the Redwoods	5
College of the Sequoias	5
Colorado Community College System	13
Colorado Mountain College	13
Colorado Northwestern Community College	13
Colorado Women's College	118
Columbia Basin Community College	59
Columbia College	13
Columbia Greene Community College	43
Columbus-Region 1-Central C.C.	37
Community Campus-Pima C.C.	3
Community College Centers-San Francisco C.C.	10
Community College of Allegheny County	54
Community College of Baltimore	27
Community College of Beaver County	55
Community College of Philadelphia	55, 77
Community College of Rhode Island	57
Community College of the Finger Lakes	43

INDEX (Cont'd.)

Institution	Page No.
Community College of Vermont	130
Community College Skills Center-San Francisco C.C.	66
Compton Community College	5
Concordia University	89
Conestoga C.C.-Ontario	87
Confederation C.C.-Ontario	87
Connecticut Community College System	14
Connecticut State Technical Colleges	15, 125
Connecticut State University System	15
Connecticut Technical College	96
Contra Costa College	6
Contra Costa Community College District	6
Cooper Union	43, 116
Cornell University-ILR	44, 76
Corning Community College	128
Cortland State College-SUNY	48
Cosumnes River College-Los Rios C.C. System	7
Cottey College	115, 128
County College of Morris	39
Cowley County Community College	25
Craston Hills Community College-San Bernadino C.C.	9
Creston-Southwestern C.C.	24
Crookston Campus-Univ. of Minnesota	128
Culinary Institute of America	44
Cumberland County College	39
Curry College	115, 116, 127
Cuyahoga Community College District	51
Cuyamaca College	6
Cypress College	8
Daemen College	115, 116
Dakota State College	58
Dale Mabry Campus-Hillsborough C.C.	18
Dalhousie University	86
Danville Area College	20
Davis Campus-University of California	12
Dawson Community College	36
Dean Junior College	116, 127
DeAnza College	6
Dearborn Campus-Univ. of Mich.	34, 81
Dearborn Heights Campus-Henry Ford C.C.	31
Delaware County C.C.	55
Delaware State College	16
Delaware Technical & Community College	115

INDEX (Cont'd.)

Institution	Page No.
Dearborn Heights Campus-Henry Ford C.C.	31
Delaware County C.C.	55
Delaware State College	16
Delaware Technical & Community College	115
Delhi Agric. & Tech. College-SUNY	48
Denver-Auraria C.C.	13
Des Moines Area Community College	23
Detroit College of Business	31
Detroit Institute of Technology	118
Diablo Valley College	6
Dodge City Community College	25
Dominguez Hills-Calif. State University	4
Dowling College	43
Downriver Region-Wayne County C.C.	34
Downstate Medical Ctr.-Brooklyn-SUNY (See Brooklyn Health Sci. Ctr.)	49
Downtown Campus-Pima C.C.	3
Downtown Campus-Wayne County C.C.	34
Downtown Community College Center-San Francisco C.C.	66
Drury College	115, 116
Duluth Campus-Univ. of Minnesota	36
Duquesne University Law School	116
Durham Campus-Univ. System of New Hampshire	128
Durham C.C.-Ontario	87
Dutchess Community College	44, 76
Dyke College	51
D'Youville College	44
East Campus-Black Hawk C.C.	20
East Campus-Pima C.C.	3
East Coast Aero Technical School-Wentworth Inst. of Tech.	30
East Liverpool Regional Campus-Kent State	51
East Los Angeles College	7
East St. Louis Community College (See State C.C. of E. St. Louis)	23
East San Diego Campus-San Diego C.C.	10
East Stroudsburg Univ. of Penn.	56
Eastern Campus-Cuyahoga C.C. District	51
Eastern Campus-Suffolk County C.C.	49
Eastern Connecticut State College	15
Eastern Illinois University	21
Eastern Iowa Community College District IX	23
Eastern Maine Voc. Tech. Institute-Maine Voc. Tech. Inst. System	26
Eastern Michigan University	31
Eastern Montana College	35

INDEX (Cont'd.)

Institution	Page No.
Eastern Oregon State College	129
Eastern Region-Wayne County C.C.	34
Ecole Polytechnique	89
Edinboro Univ. of Penn.	56
Edison Community College	18
Edison State College	51
Edmonds Community College	60
Educational Cultural Complex-San Diego C.C.	10
El Camino Community College	6
Elizabeth Skills Center-Union County College	41
Elizabethtown Campus-North Country C.C.	47
Elkhorn Valley Campus-Metropolitan Tech. C.C.	37
Emerson College	28
Empire State College-SUNY	48
Endicott College	28
Erie Community College	44
Essex County College	39
Everett Community College	60
Evergreen Valley College	10
Fairleigh Dickinson University	115, 116
Fanshawe C.C.-Ontario	87
Farmingdale Agric. & Tech. College-SUNY	48
Fashion Institute of Technology	44
Fergus-Falls Community College	35
Ferris State College	31
Fitchburg State College	29, 75
Flint Campus-Univ. of Michigan	34, 81
Florida Agric. & Mech. Univ.-Florida State Univ. System	18
Florida Atlantic Univ.-Florida State Univ. System	18
Florida International Univ.-Florida State Univ. System	18
Florida Junior College	126
Florida Memorial College	18, 116
Florida State University System	18, 81
Florida State University-Florida State Univ. System	18
Florissant Valley Campus-St. Louis C.C.	36
Fond du Lac Campus-Moraine Park Tech. Institute	64
Foothill College	6
Foothill-DeAnza Community College District	6
Fordham University	128
Fordham University Law School	44
Forest Park Campus-St. Louis C.C.	36

INDEX (Cont'd.)

Institution	Page No.
Fort Scott Community College	25
Fort Steilacoom Community College	60
Fox Valley Technical Institute	63
Fox Valley Tech. Institute-Appleton	63
Fox Valley Tech. Institute-Oshkosh	63
Framingham State College	29, 75
Franklin Pierce College	38
Fredonia State College-SUNY	48
Fresno-Calif. State University	4
Fresno City College	11
Front Range Community College	13
Frontier Community College-Illinois Eastern C.C.	21
Fullerton-Calif. State University	4
Fullerton College	8
Fulton-Montgomery Community College	44
Garden City Community College	25
Garrett Heyns Educ. Center-Centralia College	67
Gateway Aviation Center-Kenosha	63
Gateway Technical College	63
Gateway Tech.-Elkhorn	63
Gateway Tech.-Kenosha	63
Gateway Tech.-Racine	63
Gavilan Community College	6
Geauga Regional Campus-Kent State Univ.	51
Genesee Community College	45
Geneseo State College-SUNY	49
George Brown C.C.-Ontario	87
Georgian C.C.-Ontario	87
Germantown Campus-Montgomery College	28
Glade Campus-Palm Beach Community College	19
Glassboro State College	40, 75
Glendale Community College	6
Glen Oaks Community College	31
Gloucester County College	39
Goddard College	115
Gogebic Community College	31
Golden West Community College-Coast C.C. District	5, 73
Governors State University	21
Grad. School & Univ. Center-CUNY	43
Grad. School of Biomedical Sciences	41
Grand Island-Region 2-Central C.C.	37
Grand Rapids Junior College	31
Grand Valley State Colleges/University	96, 127

INDEX (Cont'd.)

Institution	Page No.
Granite City Campus-Belleville Area College	20
Grays Harbor College	60
Greater Hartford Community College-Conn. C.C. System	14
Greater New Haven State Tech. College	15
Green Bay Campus-Northeast Wisc. Tech. Inst.	64
Green River Community College	60
Greenfield Community College	29, 74
Grossmont College	6
Grossmont/Cuyamaca Community College District	6
Hamline University	128
Harbor Campus-C.C. of Baltimore	27
Harbor View Center-San Diego C.C.	10
Hartford Campus-Univ. of Connecticut	16
Hartford State Technical College	15
Hartnell Community College	6
Harvey Mudd College	5
Hastings-Region 3-Central C.C.	37
Hawkeye Institute of Technology	23
Hayward-Calif. State University	4
Hayward Campus-Chabot College	5
Hearst University-Ontario	87
Henry Ford Community College	31
Herkimer County Community College	45
Hibbing Community College	35
Highland Community College	21
Highland Lakes Campus-Oakland C.C.	33
Highland Park Community College	31
Highline Community College	60
Hillsborough Community College	18
Hilo Campus/Hawaii C.C.-Univ. of Hawaii	19
Hocking Technical College	51, 97
Hofstra University	45
Holyoke Community College	29, 74, 127
Honolulu Community College	19
Hostos Community College-CUNY	43
Housatonic Regional Community College-Conn. C.C. System	14
Hudson Valley Community College	45
Humber C.C.-Ontario	87
Humboldt State University-Calif. State University	4
Hunter College-CUNY	43
Hutchinson Community College	26

INDEX (Cont'd.)

Institution	Page No.
Illinois Board of Governors	21
Illinois Central College	21
Illinois Eastern Community College	21
Illinois State University	126
Illinois Valley Community College	21
Imperial Valley College	125
Independence Community College	26
Indian River Community College	18
Indian Valley College	8
Indiana Univ. of Pennsylvania	56
Institut Armand Frappier	89
Institut National de la Recherche Scientifique	89
Inver Hills Community College	35
Iowa Central Community College	24
Iowa Lakes Community College	24
Iowa Western Community College	24
Irvine Campus-University of California	12
Irving Valley College-Saddleback C.C. District	9
Itasca Community College	35
Ithaca College	115, 116, 129
Jackson Community College	32
Jacksonville University	126
Jamestown Campus-Jamestown C.C.	45
Jamestown College	115
Jamestown Community College	45
Jefferson Community College	45
Jefferson Technical College	51
Jersey City State College	40, 75
John A. Logan College	21
John Adams Community Center-San Francisco C.C.	66
John Jay College of Criminal Justice-CUNY	43
John O'Connell C.C. Center-San Francisco C.C.	66
Johnson County Community College	26
Johnson State College	58, 78
Joliet Junior College	21
Kalamazoo Valley Community College	32
Kankakee Community College	21
Kansas City Kansas Community College	26
Kapiolani Community College	19
Kaskaskia College	21

INDEX (Cont'd.)

Institution	Page No.
Kauai Community College	19
Kean College of New Jersey	40, 75
Kearney State College	38
Kearny Mesa Center-San Diego C.C.	10
Keene State College	39
Kellogg Community College	32
Kendall School of Design	32, 116
Kennebec Valley Voc. Tech. Institute-Maine Voc. Tech. Inst. System	27
Kennedy-King College-City Colleges of Chicago	20
Kent State University	51
Kern Community College District	7
Kerney Center-Mercer County C.C.	67
King's College	130
Kings River Community College	11
Kingsborough Community College-CUNY	43
Kirkwood Community College	24
Kirtland Community College	32
Kishwaukee Community College	21
Kutztown Univ. of Penn.	56
Labette Community College	26
Laboure College	28
Lackawanna Junior College	55
LaGuardia Community College-CUNY	43
Lake Land College	22
Lake Superior State University	32
Lakehead University-Ontario	87
Lakeland Community College	51
Lakeshore Technical College	63
Lakewood Community College	35
Lamar Community College	14
Lambton C.C.-Ontario	87
Lane Community College	53
Laney College	8
Lansing Community College	32, 115
Lasell Junior College	127
Lassen Community College	7
Laurentian University	87
Lawrence Institute of Technology	127
Leeward Community College	19
Lehigh County Community College	55

INDEX (Cont'd.)

Institution	Page No.
Lehman College-CUNY	43
Leicester College	28
Lewis and Clark Community College	22, 116
Lewis and Clark University	95
Lewis University	115, 116
Liberal Arts Campus-Long Beach City College	7
Liberty Campus-C.C. of Baltimore	27
Lincoln Campus-C.C. of Rhode Island	57
Lincoln Campus-Southeast Tech. C.C.	38
Lincoln Trail College-Illinois Eastern C.C.	21
Lincoln University	55
Linn-Benton Community College	53
Livingstone College	116
Lock Haven Univ. of Penn.	56
Long Beach-Calif. State University	4
Long Beach City College	7
Long Island Campus-Cornell University ILR	44, 76
Long Island University-Brooklyn	45, 116
Long Island University-College of Pharmacy	45, 116
Long Island University-C.W. Post	46, 76, 116
Long Island University-Southampton Center	46, 116
The Loop College-City Colleges of Chicago	20
Loretto Heights College	116, 118
Los Angeles-Calif. State University	4
Los Angeles Campus-University of California	12
Los Angeles City College	7
Los Angeles Community College System	7
Los Angeles Harbor College	7
Los Angeles Mission College	7
Los Angeles Pierce College	7
Los Angeles Southwest College	7
Los Angeles Trade-Technical College	7
Los Angeles Valley College	7
Los Medanos College	6
Los Rios Community College System	7
Lower Columbia College	60
Loyalist C.C.-Ontario	88
Luzerne County Community College	55
Lyndon State College	59, 78
Macomb County Community College	32
Madison Area Technical College-Ft. Atkinson	63
Madison Area Technical College-Madison	63

INDEX (Cont'd.)

Institution	Page No.
Madison Area Technical College-Portage	63
Madison Area Technical College-Reedsburg	63
Madison Area Technical College-Watertown	63
Madison Area Vocational & Technical	63
Main Campus-Carl Sandburg College	20
Main Campus-Cranford	41
Main Campus-Henry Ford C.C.	31
Main Campus-Kent State University	51
Main Campus-Labette C.C.	26
Main Campus-Metropolitan Tech. C.C.	37
Main Campus-South Dakota Bd. of Regents System	58
Main Campus-Wausau - North Central Tech. Inst.	64
Maine Maritime Academy	127
Maine Vocational Technical Institute System	26
Malcolm X College-City Colleges of Chicago	20
Malone Campus-North Country C.C.	47
Manchester Community College - Conn. C.C. System	14
Manhattan College	129
Mankato State University	35
Manoa Campus-Univ. of Hawaii	19
Mansfield Univ. of Penn.	56
Marin Community College	8
Marinette Campus-Northeast Wisc. Tech. Inst.	64
Maritime College at Ft. Schuyler-SUNY	48
Marshfield Campus-Mid-State Tech. College	64
Marymount College	46
Marymount College of Virginia	116
Marymount University	59, 95
Massachusetts Bay Community College	29, 74
Massachusetts College of Art	29, 75
Massachusetts Community College System	28, 74
Massachusetts Maritime Academy	29, 75, 127
Massachusetts State Colleges	29, 75
Massasoit Community College	29, 74
Mattatuck Community College - Conn. C.C. System	14
Maui Community College	19
McCook Campus-Mid-Plains Tech. C.C. Area	37
McHenry County College	22
Medgar Evers College	43
Melbourne Campus-Brevard C.C.	17

INDEX (Cont'd.)

Institution	Page No.
Menomonie Campus-Chippewa Valley Tech. College	63
Menomonie Falls Campus-Waukesha County Tech. College	65
Meramec Campus-St. Louis C.C.	36
Merced College	8
Mercer County Community College	40
Merrimack College	127
Merritt College	8
Mesabi Community College	35
Metropolitan Campus-Cuyahoga C.C. District	51
Metropolitan State University	35
Metropolitan Technical Community College	37
Miami Dade Junior College	126
Michigan State University	32, 127
Middlefield Col.-Foothill-DeAnza C.C. District	6
Middlesex Community College-Conn. C.C. System	15
Middlesex Community College-Mass. C.C. System	29, 74
Middlesex County College	40
Midway Campus Center-San Diego C.C.	10
Mid-Michigan Community College	33
Mid-Plains Tech. Community College Area	37
Mid-State Technical College	64
Miles Community College	36
Milford Campus-Southeast Tech. C.C.	38
Millersville Univ. of Penn.	56
Miller-Searle Center-Henry Ford C.C.	67
Milton College	116, 118
Milwaukee Area Technical College	64
Milwaukee Campus-Milwaukee Area Tech. College	64
Minneapolis Community College	35
Minneapolis-St. Paul Campus-Univ. of Minnesota	128
Minnesota Community College System	35
Minnesota State University System	35
Mira Mesa Campus Center-San Diego C.C.	10
Mission College-West Valley Mission C.C. District	13
Mission Community College Center-San Francisco C.C.	66
Mitchell College	15
Modesto Junior College	13
Mohawk C.C.-Ontario	88
Mohawk Valley Community College	46
Mohegan Community College - Conn. C.C. System	15
Monmouth College	40
Monroe Community College	46
Monroe County Community College	33
Montana State University	128

INDEX (Cont'd.)

Institution	Page No.
Montcalm Community College	33
Montclair State College	40, 75
Montefiore Hospital/Medical Center-N.Y.	116, 129
Monterey Peninsula Community College	8
Montgomery College	28
Montgomery County Community College	55
Moore College of Art	55
Moorhead State University	35
Moorpark College	12
Moraine Park Technical Institute	64
Moraine Valley Community College	22
Morgan Community College	14
Morrisville Agri. & Tech. College-SUNY	48
Morton College	22
Mott Community College	33
Mount Allison University	86, 116
Mount Hood Community College	53, 77
Mount San Antonio College	8
Mount San Jacinto College	8
Mount Vernon Campus-Skagit Valley College	61
Mount Vernon College	115, 116
Mount Wachusett Community College	29, 74
Muscatin Community College	23
Muskegon Community College	33
Napa Valley College	8
Nassau Community College	46, 76
Nasson College	116, 118
Nathaniel Hawthorne College	128
National College of Business	58
Natural Resources-Williamsport Area C.C.	57
Navajo Campus Center-San Diego C.C.	10
Nebraska State Colleges	38
New Brunswick Campus-Rutgers State Univ. of N.J.	41, 76, 81
New England College	115
New England Conservatory of Music	127
New Jersey Dental School	41
New Jersey Institute of Technology	40, 95
New Jersey Medical School	41
New Jersey School of Osteopathic Medicine	41
New Jersey State College System	40, 75
New Paltz State College-SUNY	49
New Richmond Campus-Wisc. Indianhead VTAE District	65
New York City Campus-Cornell University ILR	44, 76

INDEX (Cont'd.)

Institution	Page No.
New York City Campus-N.Y. Institute of Tech.	46
New York City Technical College-CUNY	43
New York Institute of Technology	46
New York Medical College	116, 129
New York University	129
New York University Law School	46
Newark Campus-Rutgers State Univ. of N.J.	41, 76, 81
Niagara C.C.-Ontario	88
Niagara County Community College	47
Niagara University	47
Normandale Community College	35
North Adams State College	29, 75
North Campus-Broward C.C.	17
North Campus-C.C. of Allegheny County	54
North Campus-Erie C.C.	44
North Campus-Iowa Lakes C.C.	24
North Campus-Milwaukee Area Tech. College	64
North Campus-Palm Beach Community College	19
North Campus-Seattle C.C. District VI	60
North Campus-Southeastern C.C.	24
North Campus-Southern State C.C.	52
North Campus-Williamsport Area C.C.	57
North Central Michigan College	33
North Central Technical Institute	64
North Country Community College	47
North Hennepin Community College	35
North Orange County Community College	8, 125
North Platte Campus-Mid-Plains Tech. C.C. Area	37
North Shores Campus Center-San Diego C.C.	10
North Shore Community College	29, 74
Northampton County Area Community College	55
Northeast Iowa Tech. Institute (Area I)	24
Northeast Wisconsin Tech. College	64
Northeastern Illinois Univ.	21
Northeastern C.C.-Colorado C.C. System	14
Northeastern University-Massachusetts	127
Northern C.C.-Ontario	88
Northern Essex Community College	29, 74
Northern Illinois University	126
Northern Maine Voc. Tech. Institute-Maine Voc. Tech. Inst. System	27
Northern Michigan University	33, 75, 127
Northern Montana College	36
Northern State College	58
Northland College	64, 130
Northland Community College	35
Northridge-Calif. State University	4

INDEX (Cont'd.)

Institution	Page No.
Northwest Iowa Tech. College (Area IV)	24
Northwest Technical College	51
Northwestern Connecticut Community College	15
Northwestern Region-Wayne County C.C.	34
Norwalk Community College	15
Norwalk State Technical College	15
Nova Scotia College of Art and Design	86
Oakland Community College	33
Oakland University	33
Oakton Community College	22, 73
Oberlin College	129
Ocean County College	40
Ohio Northern University	115, 116
Ohio University	129
Okaloosa-Walton Junior College	126
Old Westbury-N.Y. Institute of Technology	46
Old Westbury State College-SUNY	49
Olive-Harvey College-City Colleges of Chicago	20
Olney Central College-Illinois Eastern C.C.	21
Olympic College	60
Oneonta State College-SUNY	49
Onondaga Community College	47
Ontario Institute for Studies in Education	88
Orange Coast Community College-Coast C.C. District	5, 73
Orange County C.C.	47
Orchard Ridge Campus-Oakland C.C.	33
Oregon Institute of Technology	129
Oregon State University	129
Oswego Campus-Labette C.C.	26
Oswego State College-SUNY	49
Otero Community College	14
Oxnard College	12
Pace University	129
Pacific Coast Campus-Long Beach City College	7
Palm Beach Community College	18, 95
Palo Verde Community College	8
Park College	36
Parkland College	22
Parsons School of Design	116, 129
Pasadena City College	8, 125
Passaic County Community College	40

INDEX (Cont'd.)

Institution	Page No.
Paul Smith College	129
Peninsula College	60
Pennsylvania State System of Higher Education	55
Pennsylvania State University	130
Pensacola Junior College	19, 126
Peosta Campus-N.E. Iowa Tech. Inst.	24
Peralta Community College District	8
Peru State College	38
Pewaukee (Main Campus) - Waukesha Co. Tech. Inst.	65
Philadelphia Campus-Temple University	56
Philadelphia College of Art	130
Pikes Peak Community College	14
Pima Community College	3
Pittsburg State University	26
Pitzer College	5
Plainfield Campus-Union County College	41
Plant City Campus-Hillsborough C.C.	18
Plattsburgh State College-SUNY	49
Plymouth Campus-Univ. System of New Hampshire	128
Point Park College	130
Polk Community College	126
Polytechnic Institute of New York	115, 116
Pomona-Calif. State Polytechnic University-CSU	4
Pomona College	5
Porterville College	7
Portland Campus-Walla Walla C.C.	61
Portland Community College	53, 77
Portland State University	53, 77
Post College	16
Potsdam State College-SUNY	49
Prairie State College	22
Pratt Community College	26
Pratt Institute of New York	47, 116
Pratt Manhattan Center	47
Prince William Sound Community College	3
Providence Branch-Roger Williams College	58
Pueblo Community College	14
Puerto Rico Junior College	116
Purchase State College-SUNY	49
Quad Campus-Black Hawk C.C.	20
Queens Campus-St. John's University	48
Queens College-CUNY	43
Queensborough Community College-CUNY	43
Quincy Junior College	29, 74

INDEX (Cont'd.)

Institution	Page No.
Quinebaug Valley Community College-Conn. C.C. System	15
Quinnipiac College	16
Quinsigmond Community College	29, 74
Rainy River Community College	35
Ramapo College of New Jersey	40, 75
Rancho Santiago Community College District	9, 73
Randolph-Macon College	130
Raritan Valley Community College	41
Raymond Walters College	52
Reading Area Community College	56
Red Bud Campus-Belleville Area College	20
Red Oak-Southwestern C.C.	24
Red Rocks Community College	14
Regis College	14
Rend Lake College	22
Rensselaer Polytechnic Institute	129
Rhode Island College	57
Rhode Island School of Design	57, 77, 130
Rice Lake Campus-Wisc. Indianhead VTAE Distr.	65
Richard J. Daley College-City Colleges of Chicago	20
Ricker College	127
Rider College	41
Rio Grande College & Community College	52, 116
Rio Hondo Community College	9
River Falls Campus-Chippewa Valley Tech. College	63
Riverside Campus-University of California	12
Riverside Community College District	9
Robert Morris College	56
Robert Wood Johnson Medical School-Univ. of Med. & Dent. of N.J.	42
Rochester Community College	35
Rock Creek Campus	53
Rock Valley College	22
Rockland Community College	47
Rockville Campus-Montgomery College	28
Rock Creek Campus-Portland C.C.	53, 77
Roger Williams College	58
Rogue Community College	54
Rome Campus-Mohawk Valley C.C.	46
Rosary Hill College	129
Ross Island Center-Portland C.C.	67
Roxbury Community College	29, 74
Rutgers Medical School (See Robert Wood Johnson Medical School)	42

INDEX (Cont'd.)

Institution	Page No.
Rutgers State University of New Jersey	41, 76, 81, 95, 115
Ryerson Polytechnical Institute-Ontario	88
Sacramento-Calif. State University	4
Sacramento City College	7
Saddleback College-Saddleback C.C. District	9
Saddleback Community College District	9
Saginaw Valley State College	33
Saint-Boniface	85
Saint Cloud State University	35
Saint Joseph College-Maine	116
Saint Joseph's College-New York	129
Saint Leo College	19
Saint Louis Community College	36
Saint-Louis Maillet	86
Saint Mary's University	86
Saint Theresa College	128
Salem Community College	41
Salem College	115, 116
Salem Regional Campus-Kent State University	51
Salem State College	29, 75
San Bernadino-Calif. State College-CSU	4
San Bernadino Community College	9
San Bernadino Valley College-San Bernadino C.C.	9
San Diego Campus-University of California	12
San Diego City College	9
San Diego Community College Adult Ed. System	10
San Diego Community Colleges	9
San Diego Mesa College	9
San Diego Miramar College	9
San Diego State University-Calif. State University	4
San Francisco Campus-University of California	12
San Francisco Community College	10
San Francisco State University-Calif. State University	4
San Joaquin Delta College	10
San Jose City College	10
San Jose Community College District	10
San Jose State University-Calif. State University	4
San Luis Obispo-Calif. State Polytechnic Univ.-CSU	4
San Mateo County Community College District	11
Sangamon St. University	22, 97
Santa Barbara Campus-University of California	12
Santa Barbara Community College	11
Santa Clarita C.C. District	11

INDEX (Cont'd.)

Institution	Page No.
Santa Cruz Campus-University of California	12
Santa Fe Community College	126
Santa Monica Community College	11
Saranac Lake Campus-North Country C.C.	47
Satellite-Antigo Campus-North Central Tech. Inst.	64
Sauk Valley College	22
Sault C.C.-Ontario	88
Schenectady County Community College	48
Schoolcraft College	33
School of Osteopathic Medicine-Univ. of Med. & Dent. of N.J.	41
Scotch Plains Campus-Union County College	41
Scott Community College	23
Scottsbluff Campus-Western Nebraska C.C.	38
Scripps College	5
Seattle Community College District VI	60
Seattle University	116, 130
Selden Campus-Suffolk County C.C.	49
Seneca C.C.-Ontario	88
Seton Hall University	115, 116
Seton Hill College	130
Shasta College	11
Shaw College at Detroit	118
Shawnee Community College	22
Shawnee State University	52
Sheridan Community College-Ontario	88
Shippagan	86
Shippensburg Univ. of Penn.	56
Shoreline Community College	61
Sidney Campus-Western Nebraska C.C.	38
Sierra Joint Community College District	11
Simon Fraser University	91
Simon's Rock of Bard College	30, 116
Sir Sandford Fleming C.C.-Ontario	88
Skagit Valley College	61
Skyline College	11
Slippery Rock Univ. of Penn.	56
Solano Community College	11
Somerset County College (See Raritan Valley C.C.)	128
Sonoma State University-Calif. State University	4
South Campus-Broward C.C.	17
South Campus-C.C. of Allegheny County	54
South Campus-Erie C.C.	44
South Campus-Iowa Lakes C.C.	24
South Campus-Macomb County C.C.	32

INDEX (Cont'd.)

Institution	Page No.
South Campus Metropolitan Tech. C.C.	37
South Campus-Milwaukee Area Tech. College	64
South Campus-Palm Beach Community College	19
South Campus-Seattle Community District VI	60
South Campus-Southeastern C.C.	24
South Campus-Southern State C.C.	52
South Central Community College	15
South Dakota Board of Regents System	58
South Dakota School of Mines & Technology	58
South Dakota State University	58
South Puget Sound Community College	61
South Suburban College	22
Southeast Campus-Oakland C.C.	33
Southeast Center-Portland C.C.	67
Southeast Community College	38
Southeastern Campus-Univ. of Connecticut	16
Southeastern Community College	24
Southeastern Illinois College	23
Southeastern Massachusetts University	30, 75
Southern Connecticut State College	15
Southern Illinois Univ.-Carbondale	96, 126
Southern Illinois Univ.-Edwardsville	95, 97, 126
Southern Maine Vocational Tech. Inst.-Maine Voc. Tech. Inst. Sys.	27
Southern Oregon State College	54, 117
Southern State Community College	52
Southwest State University	35
Southwest Wisconsin Technical College	65
Southwestern College	11
Southwestern Community College	24
Southwestern Michigan College	115
Southwestern Oregon Community College	54
Spokane Community College	61
Spokane Falls Community College	61
Spokane Falls Community College District XVII	61
Spoon River College	22
Spring Garden College	56
Springfield Technical Community College	29, 74
St. Clair C.C.-Ontario	88
St. Clair County Community College	33
St. George's Campus-College of Staten Island, CUNY	43
St. John's University	48
St. Lawrence C.C.-Ontario	88
St. Petersburg Junior College	126
St. Thomas University	86

INDEX (Cont'd.)

Institution	Page No.
St. Thomas More College	90
Stadium Center-Portland C.C.	67
Stamford Campus-Univ. of Connecticut	16
Stanislaus-Calif. State College-CSU	4
Stark County Regional Campus-Kent State Univ.	51
State Center Community College District	11
State Community College of East St. Louis	22
State University of New York	48
Staten Island Campus-St. John's University	48
Stephens College	115, 117, 128
Stephens Institute/Academy of Art College	117
Stevens Institute of Technology	115, 117
Stevens Point Campus-Mid-State Tech. College	64
Stockton State College	40, 76
Stony Brook Health & Sci. Center-SUNY	49
Storrs Campus-Univ. of Connecticut	16
Sturgeon Bay Campus-Northeast Wisc. Tech. Inst.	64
Suffolk County Community College	49
Sullivan County Community College	50
Sunnyside Campus-College of Staten Island, CUNY	43
Sunnyvale Col.-Foothill DeAnza C.C. District	6
Superior Campus-Wisc. Indianhead VTAE Distr.	65
Sylvania Campus-Portland C.C.	53, 77
Syracuse Health Science Center-SUNY	49
Syracuse University	129
Tacoma Community College	61
Taft College	12
Takoma Park Campus-Montgomery College	28
Taylor Business Institute	50
Technical University of Nova Scotia	86
Temple University	56
Temple University Law School	56
Terra Technical College	52
Thames Valley State Technical School	15
Thiel College	115, 117
Thomas A. Edison St. College-New Jersey State College System	40, 76
Ticonderoga Campus-North Country C.C.	47
Titusville Campus-Brevard Community College	17
Tompkins-Cortland Community College	50
Torrington Campus-Univ. of Connecticut	16
Towson State University	28
Treasure Valley Community College	54, 129
Trenton State College	40, 76

INDEX (Cont'd.)

Institution	Page No.
Trent University-Ontario	88
Trinidad State Junior College	14
Triton College	22
Trocaire College	50
Truman College	20
Trumbull Regional Campus-Kent State Univ.	51
Tunxis Community College-Conn. C.C. System	15
Tuscarawas Regional Campus-Kent State Univ.	51
Tusculum College	130
Tyler School of Art Campus-Temple University	56
Ulster County Community College	50
Umpqua Community College	129
Union County College	41
Universite de Moncton	85
Universite de Montreal	89
Universite de Sherbrooke	89
Universite du Quebec a Chicoutimi	89
Universite du Quebec a Hull	89
Universite du Quebec a Montreal	89
Universite du Quebec a Rimouski	89
Universite du Quebec a Trois-Rivieres	89
Universite du Quebec dans l'Ouest	89
Universite Laval	89
Universite Sainte-Anne	86
University Central De Bayamon	117
University College-Univ. of Cincinnati	52
University College of Cape Breton	86
University of Alaska	117, 125
University of Alaska Community College System	3
University of Alberta	85
University of Albuquerque	115, 117
University of Athabasca	85
University of Bridgeport	16
University of British Columbia	91
University of Calgary	85
University of California	12
Univ. of California-Researchers	125
Univ. of Calif.-Berkeley	12, 125
Univ. of Calif.-Los Angeles	12, 125
Univ. of Calif. Professional Scientists & Engineers of the Lawrence Livermore National Labs	125
Univ. of Calif.-Santa Cruz	12

INDEX (Cont'd.)

Institution	Page No.
Univ. of Central Florida-Florida State Univ. System	18
University of Cincinnati	52
University of Colorado	14
Univ. of Colorado-Boulder	14, 125
Univ. of Colorado-Colorado Springs	14
Univ. of Colorado-Denver	14
Univ. of Colorado-Health Science Center	14
University of Connecticut	16
University of Delaware	16
University of Detroit	34, 127
University of the District of Columbia	17
University of Dubuque	96, 115, 117
University of Dubuque Seminary	115
University of Evansville	126
Univ. of Florida-Florida State Univ. System	18, 81
University of Florida-Gainesville	126
University of Florida-Institute of Food & Agricultural Science	126
University of Guam	65
University of Guelph	91
University of Hawaii	19
University of Kansas	126
University of Lethbridge	85
University of Lowell	30
University of Maine	27, 73
Univ. of Maine-Augusta	27, 73
Univ. of Maine-Farmington	27, 73
Univ. of Maine-Fort Kent	27, 74
Univ. of Maine-Machias	27, 74
Univ. of Maine-Presque Isle	27, 74
University of Maine System	27, 73, 97
University of Manitoba	85
University of Massachusetts	30
University of Medicine & Dentistry of New Jersey	41
University of Miami-Coral Gables	126
University of Michigan	34, 81
University of Minnesota	35
Univ. of Minnesota-Health Science	128
University of Minnesota Law School	128
University of Montana	37, 128
University of Nebraska College of Dentistry	128
University of Nebraska College of Law	38
Univ. of Nebraska-Lincoln	128

INDEX (Cont'd.)

Institution	Page No.
Univ. of Nebraska-Omaha	38
University of New Brunswick	86
University of New Haven	115, 117
Univ. of North Florida-Florida State Univ. System	18
University of Northern Iowa	24
University of Oregon	129
University of Oregon Grad. Teaching Fellows	54, 81
University of Ottawa-Ontario	88
University of Pittsburgh	117, 130
Univ. of Pittsburgh Health Professional Schools	130
Univ. of Pittsburgh Law School	130
Univ. of Pittsburgh Medical School	57
Univ. of Pittsburgh-Provost Unit	130
University of Prince Edward Island	91
University of Regina	90
University of Rhode Island	58
University of San Francisco	12, 73
Univ. of San Francisco-Coll. of Professional Studies	125
Univ. of San Francisco Law School	12
University of Saskatchewan	90
University of Scranton	57
Univ. of South Dakota-Springfield	118
Univ. of South Florida-Florida State Univ. System	18, 81
University of Southern Maine-Univ. of Maine System	27, 74
University of Toledo	129
University of Toronto	91
University of Vermont	130
Univ. of Washington Nursing Staff	61
University of West Florida-Florida State Univ. System	18
University of Windsor-Ontario	88
University of Winnipeg	85
Univ. of Wisconsin-Madison Teaching Assistants	65, 81, 97
University System of New Hampshire	128
Upstate Medical Center at Syracuse-SUNY (See Syracuse Health Sci. Cntr.)	49
Urban Campus-Des Moines Area C.C.	23
U.S. Coast Guard Academy	16
U.S. Merchant Marine Academy	50
Utica Campus-Mohawk Valley C.C.	46
Utica College of Syracuse University	50
Valley Campus - Chabot College	5
Vassar College	50


INDEX (Cont'd.)

Institution	Page No.
Ventura college	12
Ventura County Community College District	12
Vermilion Community College	35
Vermont State Colleges	58, 77
Vermont Technical Colleges	59, 78
Victor Valley College	13
Villanova University	117, 130
Villa Maria College	129
Vista College	8
Wabash Valley College-Illinois Eastern C.C.	21
Wagner College	115, 117
Walla Walla Campus-Walla Walla C.C.	61
Warwick Campus-C.C. of Rhode Island	57
Waseca Campus-Univ. of Minn.	36
Washington County Voc. Tech. Inst.-Maine Voc. Tech.Inst. Sys.	27
Washtenaw Community College	34
Waterbury Campus-Univ. of Connecticut	16
Waterbury State Technical College	15
Waubonsee Community College	23
Waukesha Campus-Waukesha County Tech. College	65
Waukesha County Technical College	65
Waynesburg College	130
Wayne County Community College	34
Wayne State College	38
Wayne State University	34
Wenatchee Valley College	61
Wentworth Institute of Technology	30
Wesleyan University	125
West Bend Campus-Moraine Park Tech. Inst.	64
West Campus-Milwaukee Area Tech. College	64
West Campus-Pima C.C.	3
West Chester Univ. of Penn.	56
West Hills College	13
West Los Angeles College	7
West Oahu College	19
West Shore Community College	34
West Valley College-West Valley Mission C.C. District	13
West Valley Mission Community College District	13
Westchester Community College	50
Westchester/Rockland Campus-Cornell Univ. ILR	44, 76
Western Campus-Cuyahoga C.C. District	51
Western Campus-Suffolk County C.C.	49
Western Campus-Wayne County C.C.	34
Western Connecticut State College	15

INDEX (Cont'd.)

Institution	Page No.
Western Illinois University	21
Western Iowa Technical Community College	25
Western Michigan University	34, 95
Western Montana College	37
Western Nebraska Community College	38
Western Oregon State College	54
Western States Chiropractic College	54
Western Wisconsin Technical Institute	65
Westfield State College	29, 75
Westmoreland County Community College	57
Whatcom Community College	62
Whidbey Campus-Skagit Valley College	61
Wichita State University	117
Wilberforce University	52, 117
Williamsport Area Community College	57
William Paterson College of New Jersey	40, 76
William Rainey Harper College	23, 95, 126
Willmar Community College	35
Wilson College	130
Windward Community College	19
Winona State University	35
Wisconsin Indianhead VTAE District	65
Wisconsin Rapids Campus-Mid-State Tech. College	64
Worcester College-Becker Junior College	28
Worcester State College	29, 75
Wordsworth Academy	117
Worthington Community College	35
Wright College	20
Yakima Valley College	62
Ybor Campus-Hillsborough C.C.	18
Yeshiva University	115, 117
York College-CUNY	43
York University-Ontario	88
Yosemite Community College District	13
Youngstown State University	52
Yuba College	13







**NATIONAL CENTER FOR THE STUDY OF COLLECTIVE
BARGAINING IN HIGHER EDUCATION AND THE PROFESSIONS**

PUBLICATIONS, 1973 - 1988

The publications of the National Center have proved to be of invaluable assistance to those in higher education collective bargaining for up-to-date analysis of developments in the field, and historical content. In addition to the Directory of Faculty Contracts and Bargaining Agents, the Center issues the following publications:

PROCEEDINGS	PRICE
<u>COLLECTIVE BARGAINING AND THE ECONOMIC CONDITION OF HIGHER EDUCATION. Sixteenth Ann. Conf., 1988.....</u>	\$25.00
<u>THE FACULTY LIFE CYCLE: A LEGAL PERSPECTIVE. Fifteenth Ann. Conf., 1987.....</u>	20.00
<u>THE UNIONIZED PROFESSORiate: A DISCRIMINATING APPRAISAL. Fourteenth Ann. Conf., 1986.....</u>	20.00
<u>UNIONIZATION AND ACADEMIC EXCELLENCE. Thirteenth Ann. Conf., 1985.....</u>	15.00
<u>STRUCTURAL REFORM IN HIGHER EDUCATION COLLECTIVE BARGAINING. Twelfth Ann. Conf., 1984.....</u>	15.00
<u>COLLECTIVE BARGAINING IN A PERIOD OF RETRENCHMENT. Eleventh Ann. Conf., 1983.....</u>	5.00
<u>CAMPUS BARGAINING AT THE CROSSROADS. Tenth Ann. Conf., 1982.....</u>	5.00
<u>THE LEGAL AND ECONOMIC STATUS OF COLLECTIVE BARGAINING IN HIGHER EDUCATION. Ninth Ann. Conf., 1981.....</u>	5.00
<u>CAMPUS BARGAINING IN THE EIGHTIES. Eighth Ann. Conf., 1980.....</u>	5.00
<u>LANDMARKS IN COLLECTIVE BARGAINING IN HIGHER EDUCATION. Seventh Ann. Conf., 1979.....</u>	5.00
<u>THE UNIQUENESS OF COLLECTIVE BARGAINING IN HIGHER EDUCATION. Sixth Ann. Conf., 1978.....</u>	5.00
<u>COLLECTIVE BARGAINING AND THE FUTURE OF HIGHER EDUCATION. Fifth Ann. Conf., 1977.....</u>	5.00
<u>COLLECTIVE BARGAINING IN HIGHER EDUCATION. First - Fourth Ann. Confs., 1973-1976.....</u>	5.00
 BIBLIOGRAPHIES	
Vol. 16.....	25.00
Vol. 14-15.....	20.00
Vol. 12-13.....	15.00
Vol. 2, 4-11 (Vols. 1 and 3 Out of Print).....	5.00
 NEWSLETTERS	
<u>COLLECTIVE BARGAINING IN HIGHER EDUCATION: Analysis of Issues</u> 5 issues/year.....	25.00
 DIRECTORIES	
<u>DIRECTORY OF FACULTY CONTRACTS AND BARGAINING AGENTS IN INSTITUTIONS OF HIGHER EDUCATION (Annual):</u> 1988-1989.....	25.00
1987.....	20.00
1985-1986.....	15.00
1975 to 1984.....	5.00
<u>CITY UNIVERSITY OF NEW YORK INDEX, DIGEST AND TABLES OF ARBITRATION AND COURT CASES, 1969-1974.....</u>	25.00
 BOOKS AND MONOGRAPHS	
Kaminker, Dan - <u>PROFESSIONAL STAFF CONGRESS REVIEW OF ARBITRATIONS AND DIGEST OF SELECTED RELATED ISSUES.....</u>	25.00
Douglas, Joel M. and Molly Garfin - <u>CONTRACT DEVELOPMENT IN HIGHER EDUCATION FACULTY COLLECTIVE BARGAINING, 1980.....</u>	20.00
Douglas, Joel M., Loren A. Krause and Leonard Winogora - <u>WORKLOAD AND PRODUCTIVITY BARGAINING IN HIGHER EDUCATION, Monograph #3, 1980....</u>	6.00
Mintz, Bernard - <u>LIVING WITH COLLECTIVE BARGAINING: A CASE STUDY OF THE CITY UNIVERSITY OF NEW YORK, Monograph #2, 1979.....</u>	7.95
Chandler, Margaret K. and Daniel J. Julius - <u>FACULTY vs. ADMINISTRATION: RIGHTS ISSUES IN ACADEMIC COLLECTIVE BARGAINING, Monograph #1, 1979....</u>	6.00

