

Volume 16, January 1990

Directory of Faculty Contracts and Bargaining Agents In Institutions of Higher Education

Joel M. Douglas
with
Beth Genya Or



**THE NATIONAL CENTER FOR THE STUDY OF COLLECTIVE BARGAINING IN
HIGHER EDUCATION AND THE PROFESSIONS—BARUCH COLLEGE
CITY UNIVERSITY OF NEW YORK**

**NATIONAL CENTER FOR THE STUDY OF COLLECTIVE
BARGAINING IN HIGHER EDUCATION AND THE PROFESSIONS**

The National Center is an impartial, nonprofit educational institution serving as a clearinghouse and forum for those engaged in collective bargaining (and the related processes of grievance administration and arbitration) in colleges and universities and the professions. Operating on the campus of Baruch College, City University of New York, the Center addresses its research to scholars and practitioners in these fields.

Membership consists of institutions and individuals from all regions of the United States and Canada. Activities are financed primarily by membership, conference and workshop fees, foundation grants, and income from various services and publications made available to members and the public.

Inquiries regarding membership, publication or research orders should be addressed to National Center for the Study of Collective Bargaining in Higher Education and the Professions, Baruch College, CUNY, 17 Lexington Avenue, Box 322, New York, New York 10010.

NATIONAL ADVISORY COMMITTEE

ERNST BENJAMIN
General Secretary
AAUP

CAESAR J. NAPLES
Vice Chancellor
Faculty & Staff Relations
California State University

GERIE BLEDSOE
Coordinator of Higher
Education, NEA

HAROLD R. NEWMAN
Chairman
New York State PERB

NEIL S. BUCKLEW
President
West Virginia University

DAVID NEWTON
Vice Chancellor
Long Island University

MARY JANE CALAIS
Dir. of Federal Relations
NACUBO

IRWIN POLISHOOK
President, PSC
Vice President, AFT

MARGARET CHANDLER
Professor
Columbia University

DONALD SAVAGE
Executive Director
CAUT, Canada

JOEL M. DOUGLAS
Director, NCSCBHEP
Baruch College, CUNY

JOEL SEGALL
President
Baruch College, CUNY

ROBERT D. HELSBY
Professor
Univ. of North Florida

ALBERT SHANKER
President, AFT
AFL-CIO

DANIEL J. JULIUS
Assoc. V.P. for Academic Affairs
University of San Francisco

JAMES H. TINSMAN
President
APSCUF


THOMAS MANNIX
Assoc. Vice Chancellor for
Employee Relations & Personnel
SUNY

JIM WHITE
Vice President for
Financial Services
AACJC

Volume 16, January 1990

Directory of Faculty Contracts and Bargaining Agents In Institutions of Higher Education

Joel M. Douglas
with
Beth Genya Or



**THE NATIONAL CENTER FOR THE STUDY OF COLLECTIVE BARGAINING IN
HIGHER EDUCATION AND THE PROFESSIONS—BARUCH COLLEGE
CITY UNIVERSITY OF NEW YORK**

Copyright © 1990 in U. S. A.
By The National Center for the Study of Collective
Bargaining in Higher Education and the Professions
Baruch College, City University of New York

All rights reserved. No part of this publication
may be reproduced, stored in a retrieval system,
or transmitted in any form or by any means,
electronic, mechanical, photocopying, recording,
or otherwise, without the prior permission of the
publisher.

Price \$35.00

ISSN 0276-7805

TABLE OF CONTENTS

	PAGE
INTRODUCTION: UNIONIZATION AMONG FACULTY, 1989	v
FACULTY CONTRACTS AND BARGAINING AGENTS, U.S.	3
ADJUNCT FACULTY CONTRACTS AND BARGAINING AGENTS, U.S.	77
GRADUATE AND TEACHING ASSISTANT CONTRACTS AND BARGAINING AGENTS IN PUBLIC AND PRIVATE INSTITUTIONS IN THE U.S.	85
FACULTY COLLECTIVE BARGAINING AT CANADIAN UNIVERSITIES	89
SUMMARY OF ELECTIONS, U.S. - 1989	100
STATISTICAL ANALYSIS	
Table One - RECOGNIZED FACULTY BARGAINING AGENTS -- PUBLIC AND PRIVATE, 1990	106
Table Two - RECOGNIZED FACULTY BARGAINING AGENTS IN TWO- AND FOUR-YEAR INSTITUTIONS, 1990	107
Table Three - FACULTY COLLECTIVE BARGAINING AGREEMENTS, 1990	108
Table Four - ANALYSIS OF BARGAINING AGENTS AND COLLECTIVE BARGAINING AGREEMENTS	109
Table Five - FACULTY BARGAINING AGENTS AND COLLECTIVE BARGAINING AGREEMENTS (CBA's), PUBLIC AND PRIVATE INSTITUTIONS, 1974-1989	110
Table Six - FACULTY BARGAINING AGENTS AND COLLECTIVE BARGAINING AGREEMENTS IN TWO- AND FOUR-YEAR INSTITUTIONS, 1974-1989	111
Table Seven - FACULTY REPRESENTED BY CERTIFIED BARGAINING AGENTS IN PUBLIC AND PRIVATE, TWO- AND FOUR-YEAR INSTITUTIONS, 1990	112
Table Eight - FACULTY REPRESENTED BY CERTIFIED BARGAINING AGENTS, 1990	113
Table Nine - CAMPUSES REPRESENTED BY RECOGNIZED FACULTY BARGAINING AGENTS -- PUBLIC AND PRIVATE, 1990	114
Table Ten - THE DISTRIBUTION OF FACULTY UNIONIZATION BY TWO- AND FOUR-YEAR CAMPUSES, 1990	115
Table Eleven - GEOGRAPHIC DISTRIBUTION OF FACULTY BARGAINING AGENTS, 1990	116
Table Twelve - GEOGRAPHIC DISTRIBUTION OF BARGAINING AGENTS AND COLLECTIVE BARGAINING AGREEMENTS (CBA) IN TWO- AND FOUR-YEAR INSTITUTIONS, 1990	118
Table Thirteen- SUMMARY OF DECERTIFICATIONS	119
Table Fourteen- ROSTER OF INSTITUTIONS AFFECTED BY THE <u>YESHIVA</u> DECISION	120
Table Fifteen - COLLEGE CLOSINGS	122
Table Sixteen - STATUS OF PUBLIC SECTOR COLLECTIVE BARGAINING LEGISLATION	123
Table Seventeen-BARGAINING AGENTS CITED IN THIS DIRECTORY	124
Table Eighteen- NON-FACULTY BARGAINING UNITS DELETED FROM MAIN BODY OF DIRECTORY	126
"NO-AGENT" VOTES, 1971-1989	129
INDEX OF U.S. AND CANADIAN INSTITUTIONS CITED IN 1990 DIRECTORY	137

UNIONIZATION AMONG COLLEGE FACULTY
January 1 - December 31, 1989

INTRODUCTION

Faculty unionization continued to increase in 1989 marking the sixth consecutive year in which such growth was recorded. Although the increases were minimal, they should be contrasted with an environment which continues to show decreases in the overall unionized sector. The percentage of unionization in the American work force is estimated at 17 percent, while organized faculty constitute approximately 30 percent of the professoriate. Faculty continue to accept collective bargaining as a means of regulating their employment relationships. Of the 14 elections held in 1989, faculty unions were successful in 11. In four elections, new agents were elected while in seven, changes in agent status were reported. Three elections resulted in "No-Agent" victories.

As we have previously reported, the gulf between private sector and public sector organizing is inordinate. Only one election (Post College) occurred this year at a private institution. The one voluntary decertification also occurred at a private college. The impact of the decision on the United States Supreme Court in NLRB v. Yeshiva University, 444 U.S. 672 (1980) which found that faculty at that university were managerial employees and not entitled to bargain under the protection of the National Labor Relations Act remains substantial. There is virtually no incentive for the national unions to organize private institutions nor does there appear to be any success by private sector faculty seeking bargaining rights. The number of private sector bargaining agents stands at 70 while at public institutions, the number is 396.

AGENTS ELECTED

Fourteen bargaining agent elections were held in 1989 with four new agents elected including two units at Santa Rosa Junior College, one at Cincinnati Technical College and one at the University of Pittsburgh. Seven "change-of-agent status" elections were reported, all of which resulted in different agents being elected. In four, independent associations voted to affiliate with one of the three national faculty organizations while in three, the faculty dropped their national affiliation and selected Independent agents to represent them. An analysis of faculty union organizing and agent elections follows.

AAUP

The AAUP was involved in six elections, winning four while losing two. At Cincinnati Technical College in Ohio, they defeated "No-Agent" for representation rights for a unit of 135. At the University of Pittsburgh, the joint AAUP/AFT affiliation (United

Faculty of the University of Pittsburgh) defeated "No-Agent" by a vote of 329-80.

Two agents which were previously independent, Niagara University, New York and Post College, Connecticut voted to affiliate with AAUP. The Niagara unit contains 140 faculty while Post contains 26.

The AAUP Chapter at Marymount University, Virginia, voluntarily decertified themselves.

At Miami University in Ohio, an MFA/AAUP affiliation was defeated by "No-Agent" by a vote of 416-243.

The AAUP and their affiliates represent faculty at 43 colleges and universities. This includes 25 public and 18 private institutions. Of these, 39 are four-year colleges and four are two-year institutions.

AFT

Seven elections were held involving the AFT and their local affiliates. Of these, the AFT won four while losing three. New AFT locals include the faculty at Santa Rosa Junior College (Sonoma Developmental Center Unit) and an affiliation with the AAUP for the part-time faculty at the University of Pittsburgh. Two units which were formerly independent voted to affiliate with the AFT. These included Owens Technical College, Ohio and Parkland College in Illinois. In an election held at the College of DuPage in Illinois, the AFT was on the ballot in a "change-in-agent status" election but was unsuccessful in winning agent affiliation. In an election held at Montana State University, AFT was defeated by "No-Agent".

At Santa Rosa Junior College, Sonoma Developmental Center, the AFT defeated the NEA by a vote of 94-22 for the bargaining rights for a unit of 237. In an election to represent the 1,170 faculty at Santa Rosa Junior College, the AFT was defeated in a run-off election by an independent agent, 477-401. In the initial election, the AFT received 333 votes, independent 242, and NEA 153. Since a plurality was not generated, a run-off election was scheduled. At the University of Pittsburgh, the AFT and AAUP coalition successfully won bargaining rights for a unit of approximately 610 part-time faculty against "No-Agent" by a vote of 329-280. This election was originally held in 1987 but due to a series of challenged votes and other unit clarification issues, the run-off election was not held until 1989.

In two "change-of-agent status" elections, the AFT defeated "No-Agent" for representation rights for units previously designated as independents. At Owens Technical College, they received 66 votes against 5 for "No-Agent" to represent 90 faculty while at Parkland, they received 40 votes against four for "No-Agent". At the College of DuPage, the AFT failed to make the run-

off election for a "change-of-agent status" by a vote of NEA 89, independent 86, and AFT 46.

At Montana State University, the AFT was defeated by "No-Agent" for representation rights by a vote of 285-119.

The AFT and their affiliates represent faculty at 135 colleges and universities. This includes 112 public and 23 private institutions. Of these, 44 are four-year colleges, while 91 are two-year.

NEA

The NEA was involved in four elections winning one, while losing three. New NEA locals include faculty at the College of DuPage. At Santa Rosa Junior College, NEA was on the ballot in both the faculty unit and the Sonoma Developmental Center unit, losing to an Independent agent in the former and the AFT in the latter.

At the College of DuPage, the NEA defeated Independent by a vote of 125-97 for representation rights for a unit of 256 faculty while at Ulster County Community College, New York, faculty voted to disaffiliate and become independent.

The NEA and their affiliates currently represent faculty at 225 institutions. These include 211 public and 14 private colleges. Of these, 33 are four-year colleges, while 192 are two-year institutions.

INDEPENDENT

Independent agents were involved in nine elections winning three while losing six. At Santa Rosa Junior College, they defeated the AFT by a vote of 477 to 401 for representation rights for a unit of 1,170 faculty. In the other Santa Rosa election for the Sonoma Developmental Center, an Independent agent finished third in a four-way race losing to AFT for a unit of 237.

Independent agents were involved in seven "change-in-agent status" elections winning two while losing five. At Ulster Community College, New York, they replaced the NEA and at Pierce College, Washington, they replaced SEIU as the bargaining agent. Independent agents lost five units to national faculty organizations. These included Post College and Niagara University now represented by the AAUP, Owens Technical College and Parkland College now represented by the AFT and the College of DuPage now an NEA affiliate.

Independent agents represent faculty at 42 colleges and universities. These include faculty at 32 public and 10 private colleges. Of these, 15 are four-year colleges while 27 are two-year institutions.

"NO-AGENT" ELECTIONS

"No-Agent" was on the ballot in nine elections winning two, while losing seven. At Montana State University, "No-Agent" defeated the AFT by a vote of 285-119. At Miami University, Ohio, "No-Agent" received 416 to 243 for the MFA/AAUP.

DECERTIFICATIONS

Only one faculty unit was decertified in 1989. At Marymount College, Virginia, the AAUP Chapter voluntarily relinquished their collective bargaining certificate. The unit at Marymount was first organized by the NEA and signed their initial contract in 1975. The AAUP obtained bargaining rights for the 51-person unit in 1988 by a vote of 17-0. Yeshiva litigation had been raised at the university in 1986, however, the Board held that college program coordinators and professional librarians were not managerial employees.

STRIKES

There was only one reported faculty strike in 1989. The NEA local at Youngstown State University engaged in a one-day work stoppage. The 425-person bargaining unit was first organized by NEA in 1972. The decrease in strike frequency appears consistent with 1989 labor market trends.

LEGISLATION

Although several collective bargaining bills were introduced during 1989, none were enacted. Legislation has been discussed and/or proposed to secure faculty bargaining rights in Maryland, Texas and Wisconsin. For a complete listing of all faculty collective legislation, see Directory, Table 16.

FIRST CONTRACT SIGNED

Four first contracts were signed during 1989. The NEA signed their initial agreements with Hudson County Community College for both the faculty and administrative units. Both contracts expire June 30, 1991. The AFT professional staff unit at the City Colleges of Chicago, a unit first organized in 1988, signed their initial agreement. The expiration date of that contract is July 15, 1993. In Massachusetts, the NEA affiliate representing some 1,050 part-time faculty in the State College system, signed their initial agreement with an expiration date of August 31, 1992.

DEMOGRAPHIC ANALYSIS

Due to the proliferation of "other than faculty" bargaining units on college and university campuses, it was decided that a separate directory would be published just listing them. In order to accommodate this change, a new data base was created. We deleted from the present faculty Directory the following; support

staff, nurses and other units that were more suited for inclusion in the "other directory". This elimination of 19 units does not reflect a decrease in collective bargaining in higher education, but instead, constitutes a reclassification of units and directories. The deleted units are listed in Table 18 of this Directory and include the following:

a) Three colleges which reported no bargaining activity or unionization and were erroneously included in prior Directories (Grays Harbor College, Rock Valley and the University of Colorado).

b) Four teaching assistant/graduate assistant units were removed from the main body of the Directory and included in a separate listing. These units are no longer tabulated in any faculty statistical summaries.

c) One unit of professional staff, and 10 support staff units were removed and will be placed into the new Directory.

d) One unit (Marymount College, Virginia) voluntarily decertified themselves.

The deletions account for approximately 17,000 employees including 5,000 nurses at the University of California system, 3,300 graduate assistants in the Florida State University system and 2,200 at the University of Wisconsin teaching assistants. Deletions by school included 13 four-year institutions and six two-year institutions for a total campus count of 71. Sixteen collective bargaining agreements were also deleted.

It is hoped that the creation of a separate directory devoted to "other than faculty" will enable us to present a more accurate assessment of faculty bargaining and to track developments in non-faculty campus collective bargaining.

Each year the Center attempts to determine the number of college faculty represented by certified collective bargaining agents. While we believe that the total reported, 217,398 is reasonably accurate, several compilation problems should be noted. Listed below are some that we believe are endemic to our task and which should be considered when accessing this data:

1. Collective bargaining units are not generally identified according to number of employees involved but instead, are comprised mainly of titles. For example, a bargaining unit certificate will state that all instructors are to be included without specifying a total. Therefore, there is no way of knowing the exact unit size without an up-to-date semester accounting by an institution's personnel or labor relations department.

2. The number of adjunct faculty is enrollment driven and as a result, widespread fluctuations may occur in any given semester. Since many units are comprised of full-time and adjunct faculty, therefore, without constant revision there is no one

number that is valid for each semester.

3. There is no one generally accepted number of teaching faculty in the United States. While several government agencies attempt to tabulate this information, substantial time lags exist between data gathering and publication.

This year's increase of 3.77 percent on the adjusted data base in the number of faculty represented by collective bargaining agreements is somewhat paradoxical. Several reasons most notably, improved reporting procedures by local institutions and national organizations probably account for this. As less independent locals remain, data collection should be improved.

Although the Directory includes data pertaining to collective bargaining in Canada, the demographic analysis applies only to colleges in the United States.

SUMMARY AND CONCLUSION

There were no significant events in academic collective bargaining during the past year. Faculty unions appear to have concentrated their resources on servicing their members, and preserving their affiliations. Union organizing attempts met with a mixed degree of success. In two large units at four-year institutions, Miami University, Ohio and Montana State University, "No-Agent" defeated the pro-collective bargaining organizations. These were considered significant inasmuch as victories at these colleges would have brought them under collective bargaining for the first time.

National faculty unions were active in raiding Independent unions and were successful in five of seven attempts. This activity reflects membership growth for the nationals, however, does little to expand the overall collective bargaining base. This type of consolidation and elimination of independent unions was found in numerous other bargaining relationships in other industries and is indicative of mature unions absorbing non-affiliated organizations.

Large scale organizing for support staff and "other-than-faculty" remains high on the unions' agendas and while dimensions of those activities are beyond the scope of this volume, it appears that a shift in organizing resource allocation has occurred.

The absence of any new legislation remains a problem for those seeking to organize faculty units. There is a strong correlation between faculty unionization success rates and enabling collective bargaining legislation. While unions do organize in the absence of legislation, it is a much more difficult process.

There is virtually no organizing in the private sector with little chance seen for a reversal of this policy. While the amount of Yeshiva litigation appears to have been reduced, the decision

remains controlling. The only new Yeshiva litigation has been at smaller institutions which, even if organized, would have a minimal impact on the overall dimensions of CBHE. The application of Yeshiva to public sector collective bargaining remains tangential. The long awaited decision by the Pennsylvania Labor Relations Board concerning the University of Pittsburgh is still on hold and until this matter is resolved there appears to be no movement to applying Yeshiva to other public colleges.

As CBHE enters the 1990's, several challenges remain. The future of CBHE appears secure inasmuch as the percentage of represented faculty and institutions that engage in collective bargaining has remained stable. There has been no diminution in faculty representation. A major challenge to the stability of CBHE is the continued rivalry primarily between the AFT and the NEA. Until some degree of accommodation is reached, it appears that this rivalry will continue and diminish the resources of both organizations. CBHE is approximately 25 years of age and with the passage of time has acquired several unique characteristics. Its maturity is becoming self evident. The limited number of strikes and decertifications signals an acceptance of the process. While the dimensions and shape of CBHE in the years ahead are unknown it is doubtful that any dramatic changes will occur.

ACKNOWLEDGMENTS

Two major project goals, one procedural and one substantive, were established for this volume of the Directory. The first related to the loading of our contract data base onto a new computer system. The second was tied into another Center project, namely, the creation of an "other-than-faculty" directory and involved the removal of certain units from this Directory. Beth Genya Or, a researcher with the Center, had planned to be responsible for the second task and due to unexpected events absorbed both tasks. To Dr. Or, we extend our appreciation. Beth Hillman Johnson coordinated and supervised the production of this entire volume. Ruby N. Hill assisted with the project at the final stages and served as a link between the old and new systems. Other center researchers who assisted with proofreading and tabular analysis included Lynn Havey and Rochelle Rubin. The Center also relies on a second group for information from the field. This group includes Perry Robinson (AFT), Steven Finner (AAUP), Gerie Bledsoe (NEA), Christiane Tardif-Dulude (CAUT) and Katie FitzRandolph (OPSEU).

My deep appreciation to all those who assisted in this project for an excellent job. We apologize for any errors or omissions and are proud and pleased to present this volume of the Directory to the practitioners, researchers and students of academic collective bargaining.

J. M. D.

FACULTY CONTRACTS AND BARGAINING AGENTS
IN PUBLIC AND PRIVATE INSTITUTIONS
IN THE UNITED STATES



**FACULTY CONTRACTS AND BARGAINING AGENTS
IN PUBLIC AND PRIVATE INSTITUTIONS¹**

Institution	Bargaining Agent+	Unit Size	Cur. Agent Elected	Initial Contract++	2/4 Yr. College Campuses#	No. of Contract Expiration
<u>ALASKA</u>						
Prince William Sound Community College ²	AFT	6	1974	1974	2	3 3/31/89
Copper Basin Campus					2	
Cordova Campus					2	
Valdez Campus					2	
<u>ARIZONA</u>						
Pima Community College	PCCEA/AEA/NEA	280	1978	1978	2	4 6/30/90
Community Campus					2	
Downtown Campus					2	
East Campus					2	
West Campus					2	
<u>CALIFORNIA</u>						
Antelope Valley College	CTA/NEA	343	1986	1987	2	1 6/30/90
Barstow Community College	CTA/NEA	26	1979	1979	2	1 6/30/91
Butte College	CTA/NEA ³	125	1978	1978	2	1 6/30/91

Institution	Bargaining Agent+	Unit Size	Cur. Agent Elected	Initial Contract++	2/4 Yr. College Campuses#	No. of Contract Expiration
CALIFORNIA (Cont.)						
Cabrillo College	AFT	497	1984	1986	2	1 6/30/88
California State University System	CFA/AAUP/NEA	20,649	1982	1982	4	20 6/30/91
Cal. Polytech. St. Univ.					4	
San Luis Obispo					4	
Cal. St. Col.-Bakersfield					4	
Cal. St. Polytech. Univ.-Pomona					4	
Cal. St. Univ.-Chico					4	
Cal. St. Univ.-Dominguez Hills					4	
Cal. St. Univ.-Fresno					4	
Cal. St. Univ.-Fullerton					4	
Cal. St. Univ.-Hayward					4	
Cal. St. Univ.-Long Beach					4	
Cal. St. Univ.-Los Angeles					4	
Cal. St. Univ.-Northridge					4	
Cal. St. Univ.-Sacramento					4	
Cal. St. Univ.-San Bernardino					4	
Cal. St. Univ.-San Marcos					4	
Cal. St. Univ.-Stanislaus					4	
Humboldt St. Univ.					4	
San Diego St. Univ.					4	
San Francisco St. Univ.					4	
San Jose St. Univ.					4	
Sonoma St. Univ.					4	
o Physicians Unit	UAPD	146	1982	1982	4	20 6/30/91

Institution	Bargaining Agent+	Unit Size	Cur. Agent Elected	Initial Contract++	2/4 Yr. College	No. of Campuses#	Contract Expiration
CALIFORNIA (Cont.)							
Chabot College	NEA	263 ft 632 pt	1978	1979	2	2	6/30/90
Hayward Campus Las Positas Campus					2 2		
Chaffey Community College	CTA/NEA	309	1980	1981	2	1	6/30/87
Citrus College	CTA/NEA	130	1977	1977	2	1	6/30/89
*Claremont Colleges	OPEIU ⁺	Librarians		1972	4	6	None in effect
Claremont McKenna Col.					4		
Claremont Univ. Grad. School					4		
Harvey Mudd Col.					4		
Pitzer Col.					4		
Pomona Col.					4		
Scripps Col.					4		
Coast Community College District	AFT	600	1979	1980	2	3	6/30/90
Coastline Comm. Col.					2		
Golden West Comm. Col.					2		
Orange Coast Comm. Col.					2		
o Part-time	NEA	1,100	1979	1980	2	3	6/30/90
College of Marin ⁺	AFT (NEA 1976)	550	1978	1980	2	2	6/30/90
Indian Valley Campus Kentfield Campus					2 2		

Institution	Bargaining Agent+	Unit Size	Cur. Agent Elected	Initial Contract++	2/4 Yr. College	No. of Campuses#	Contract Expiration
CALIFORNIA (Cont.)							
College of the Redwoods	Ind.	103 ft 357 pt	1976	1976	2	1 ⁶	8/31/91
College of the Sequoias	CTA/NEA	150	1976	1977	2	1	6/30/90
Compton Community College	AFT	80 ft 30 pt	1978	1979	2	1	6/30/82
Contra Costa Community College District	Ind.	500 f/pt	1977	1977	2	3	6/30/87
Contra Costa Col.					2		
Diablo Valley Col.					2		
Los Medanos Col.					2		
Desert Community College District (College of the Desert)	CTA/NEA	120	1988	1988	2	1	6/30/92
El Camino Community College	AFT	770 f/pt	1977	1977	2	1	12/31/89
Foothill-DeAnza Community College District	Ind.	502 ft 945 pt	1977	1977	2	4	6/30/89
DeAnza Col.					2		
Foothill Col.					2		
Middlefield Col.					2		
Sunnyvale Col.					2		
Gavilan Community College	NEA/CTA	74 ft	1976	1976	2	1	6/30/91

 Institution Bargaining Agent+ Unit Size Cur. Agent Elected Contract++ Initial Contract 2/4 Yr. No. of Campuses# Expiration Contract

CALIFORNIA (Cont.)

Glendale Community College AFT 415 1979 1980 2 1 6/30/88

Grossmont/Cuyamaca Community College District Ind. (NEA 1977) f/pt 480 1983 1978 2 2 6/30/87

Cuyamaca Col.
 Grossmont Col.

2
 2

Hartnell Community College NEA/CTA 91 1976 1979 2 1 6/30/89

Imperial Valley College NEA/CTA 96 1982 1984 2 1 6/30/89

Kern Community College District CTA/NEA 333 1977 1977 2 3 6/30/90

Bakersfield Col.
 Cerro Coso Col.
 Porterville Col.

2
 2
 2

Lassen Community College AFT 50 1986 --- 2 1

Long Beach City College CTA/NEA 313 ft 1979 1979 2 2 12/31/91

Liberal Arts Campus
 Pacific Coast Campus

2
 2

Los Angeles Community College System AFT 4,800 f/pt 1976 1978 2 9 9/29/90

East L.A. Col.
 L.A. City Col.
 L.A. Harbor Col.

2
 2
 2

Institution	Bargaining Agent+	Unit Size	Cur. Agent Elected	Initial Contract++	2/4 Yr. College	No. of Campuses#	Contract Expiration
Los Angeles Community College System (Cont.)							
L.A. Mission Col.					2		
L.A. Pierce Col.					2		
L.A. Southwest Col.					2		
L.A. Trade-Tech. Col.					2		
L.A. Valley Col.					2		
West L.A. Col.					2		
Los Rios Community College System	AFT	1,350 f/pt	1977	1977	2	3	6/30/90
American River Col.					2		
Cosumnes River Col.					2		
Sacramento City Col.					2		
Merced College	NEA	92	1976	1977	2	1	6/30/92
Monterey Peninsula Community College	NEA	400	1978	1980	2	1	6/30/90
Mount San Antonio College	NEA	750 ft	1976	1978	2	1	12/31/90
Mount San Jacinto College	NEA	47	1977	1977	2	1	6/30/90
Napa Valley College	NEA	107 ft 110 pt	1977	1979	2	1	6/30/89

Institution	Bargaining Agent+	Unit Size	Cur. Agent Elected	Initial Contract++	2/4 Yr. College	No. of Campuses#	Contract Expiration
CALIFORNIA (Cont.)							
North Orange County Community College	CTA/NEA	550	1979	1981	2	2	6/30/91
Cypress Col.					2		
Fullerton Col.					2		
Palo Verde College	CTA/NEA (AFT 1976)	14	1981	1976	2	1	9/30/90
Pasadena City College	CTA/NEA	356	1979	1979	2	1	6/30/91
Peralta Community College District	AFT	400 ft 300 pt	1979	1980	2	4	6/30/91
Col. of Alameda					2		
Laney Col.					2		
Merritt Col.					2		
Vista Col.					2		
Rancho Santiago Community College District	Ind.	268 ft 1000 pt			2	1 ^b	6/30/91
o Continuing Educ. Facul.	NEA	21 ft 700 pt			2	1	6/30/91
Rio Hondo Community College	CTA/NEA	193 ft 205 pt	1979	1980	2	1	6/30/89
Riverside Community College District	NEA/CTA	650	1978	1979	2	1	8/31/90

Institution	Bargaining Agent+	Unit Size	Cur. Agent Elected	Initial Contract++	2/4 Yr. College Campuses#	No. of Contract Expiration
CALIFORNIA (Cont.)						
Saddleback Community College District	NEA/CTA	281 ft 650 pt	1976	1976	2	2 6/30/91
Irving Valley Col. Saddleback Col.					2 2	
San Bernardino Community College District	NEA	544	1986	1986	2	2 12/31/91
Crafton Hills Community Col. San Bernardino Valley Col.					2 2	
San Diego Community Colleges	AFT (CTA/NEA 1977)	459 ft 1,759 pt	1987	1977	2	3 12/31/89
San Diego City Col. San Diego Mesa Col. San Diego Miramar Col.					2 2 2	
San Diego Community College Adult Educational System	AFT	114 ft 955 pt	1977	1977	2	9 12/31/88
Clairemont Mesa Campus Center East San Diego Campus Center Ed. Cultural Complex Campus Center Harbor View Campus Center Kearney Mesa Campus Center Midway Campus Center Mira Mesa Campus Center Navajo Campus Center North Shores Campus Center					2 2 2 2 2 2 2 2	

Institution	Bargaining Agent+	Unit Size	Cur. Agent Elected	Initial Contract++	2/4 Yr. College	No. of Campuses#	Contract Expiration
CALIFORNIA (Cont.)							
San Francisco Community College	AFT	1,800 f/pt	1978	1979	2	2 ⁹	6/30/89
City Col. of San Fran. Comm. Col. Centers					2		
					2		
San Joaquin Delta College	CTA/NEA	580 f/pt	1977	1977	2	1	6/30/90
San Jose Community College District	NEA	252 ft 700 pt	1977	1978	2	2	6/30/88
Evergreen Valley Col. San Jose City Col.					2		
					2		
San Mateo County Community College District	AFT (NEA 1977)	413 ft 575 pt	1982	1978	2	3	6/30/89
Canada Col. Col. of San Mateo Skyline Col.					2		
					2		
					2		
Santa Barbara Community College	Ind.	500	1987	1987	2	1	12/31/89
Santa Clarita Community College District ¹⁰	CTA/NEA	64 ft	1977	1978	2	1	6/30/90
Santa Monica Community College	Ind.	250 ft 500 pt	1978	1979	2	1	12/31/89

Institution	Bargaining Agent+	Unit Size	Cur. Agent Elected	Initial Contract++	2/4 Yr. College	No. of Campuses#	Contract Expiration
CALIFORNIA (Cont.)							
Santa Rosa Junior College	Ind.	1170	1989	---	2	1	
o Sonoma Developmental Center Unit	AFT	237	1989	---	2	1	
Shasta College	CTA/NEA	133 ft 14 pt	1976	1976	2	1 ¹¹	6/30/90
Sierra Joint Community College District	CTA/NEA	130 ft 400 pt	1977	1978	2	1	6/30/90
Solano Community College	CTA/NEA	134 ft 247 pt	1977	1977	2	1	6/30/89
Southwestern Community College District	CTA/NEA	500 f/pt	1977	1979	2	2	6/30/89
San Ysidro Educ. Center Southwestern Col.					2 2		
State Center Community College District	AFT	333	1977	1977	2	2 ¹²	6/30/91
Fresno City Col. Kings River Comm. Col.					2 2		
Taft College	CTA/NEA	24	1976	1977	2	1	6/30/90
University of California							
o Lecturers	AFT	2,000	1984	1986	4	9	6/30/90
o Librarians	UFL/AFT	432	1983	1984	4	9	6/30/91

Institution	Bargaining Agent+	Unit Size	Cur. Agent Elected	Initial Contract++	2/4 Yr. College Campuses#	No. of Contract Expiration
University of California (Cont.)						
Berkeley					4	
Davis					4	
Irvine					4	
Los Angeles					4	
Riverside					4	
San Diego					4	
San Francisco					4	
Santa Barbara					4	
Santa Cruz					4	
o Faculty	SCFA/AAUP	437	1981	1982	4	1 ¹³ 6/30/90
*University of San Francisco	AFT (Ind. 1975)	201 ft	1982	1976	4	1 6/30/94
o Adjunct Faculty	AFT	251	1981	1985	4	1 12/30/88
*University of San Francisco Law School	Ind.	27	1973	1974	4	1 6/30/90
Ventura County Community College District	AFT	345 ft 650 pt	1977	1978	2	3 6/30/89
Moorpark Col.					2	
Oxnard Col.					2	
Ventura Col.					2	
Victor Valley College	CTA/NEA	89	1976		2	1 6/30/89
West Hills College	CTA/NEA	51	1977		2	1 6/30/90

¹³

Institution	Bargaining Agent+	Unit Size	Cur. Agent Elected	Initial Contract++	2/4 Yr. College Campuses#	No. of Contract Expiration
CALIFORNIA (Cont.)						
West Valley Mission Community College District	ACE	318 ft 575 pt	1984	1985	2	2 6/30/91
Mission Col. West Valley Col.					2 2	
Yosemite Community College District	NEA	515	1976	1978	2	2 6/30/88
Columbia Col. Modesto Jr. Col.					2 2	
Yuba College	NEA	155	1978		2	1 6/30/90

COLORADO

Colorado Community College System	NEA	736	1979	---	2	13
Aimes Comm. Col.					2	
Arapahoe Comm. Col.					2	
Colo. Northwestern Col.					2	
Denver-Auraria Comm. Col.					2	
Front Range Comm. Col.					2	
Lamar Comm. Col.					2	
Morgan Comm. Col.					2	
Northeastern Jr. Col.					2	
Otero Comm. Col.					2	
Pikes Peak Comm. Col.					2	
Pueblo Comm. Col.					2	

 Institution Bargaining Agent+ Unit Size Cur. Agent Elected Contract++ 2/4 Yr. College Campuses# No. of Contract Expiration

Colorado Community College System (Cont.)									
Red Rocks Comm. Col.							2		
Trinidad St. Jr. Col.							2		
*Regis College	AAUP	75 ft	1973	1973		4	1		8/14/90

CONNECTICUT

Connecticut Community College System	CCCC/AAUP/1199 (Ind./AAUP) (AFSCME 1976)	950 ft 900 pt	1987	1977		2	12		6/30/91
Asnuntuck Comm. Col.						2			
Greater Hartford Comm. Col.						2			
Housatonic Regional Comm. Col.						2			
Manchester Comm. Col.						2			
Mattatuck Comm. Col.						2			
Middlesex Comm. Col.						2			
Mohegan Comm. Col.						2			
Northwestern Conn. Comm. Col.						2			
Norwalk Comm. Col.						2			
Quinebaug Valley Comm. Col.						2			
South Central Comm. Col.						2			
Tunxis Comm. Col.						2			

Connecticut State Technical Colleges	AFT	220 ft	1976	1977		2	5		6/30/90
Greater New Haven St. Tech. Col.									2

Institution	Bargaining Agent+	Unit Size	Cur. Agent Elected	Initial Contract++	2/4 Yr. College	No. of Campuses#	Contract Expiration
Connecticut State Technical Colleges (Cont.)							
Hartford St. Tech. Col.					2		
Norwalk St. Tech. Col.					2		
Thames Valley St. Tech. Col.					2		
Waterbury St. Tech. Col.					2		
o Administrators	AFSCME	77	1980	1983	2	5	6/30/90
Connecticut State University System	AAUP	1,980	1976	1976	4	4	5/4/90
Central Conn. St. Col.					4		
Eastern Conn. St. Col.					4		
Southern Conn. St. Col.					4		
Western Conn. St. Col.					4		
o Administrative Faculty	AFSCME	279	1976		4	4	6/30/86
*Mitchell College	AFT	30	1975	1975	2	1	6/30/90
*Post College	AAUP (PCFA 1978, PCTA/AAUP)	27	1978	1979	4	1	8/31/92
*Quinnipiac College	AFT	155 ft	1975	1975	4	1	6/30/88
U.S. Coast Guard Academy	AFGE	35	1975	1978	4	1	6/15/90
*University of Bridgeport	AAUP	200	1973	1974	4	1	8/31/90

Institution	Bargaining Agent+	Unit Size	Cur. Agent Elected	Initial Contract++	2/4 Yr. College	No. of Campuses#	Contract Expiration
-------------	-------------------	-----------	--------------------	--------------------	-----------------	------------------	---------------------

CONNECTICUT (Cont.)

University of Connecticut	AAUP	1,731	1976	1977	2/4	6	6/30/92
Hartford					4		
Southeastern					2		
Stamford					4		
Storrs					4		
Torrington					4		
Waterbury					4		
o Non-Teaching Professionals	AFT	779	1976	1977	4	6	6/30/89
o Health Center	AFT	1,322	1978	1978	4	1	6/30/90

DELAWARE

Delaware State College	AAUP	165	1977	1981	4	1	8/31/90
University of Delaware	AAUP	790 ft	1972	1973	4	1	6/30/90

DISTRICT OF COLUMBIA

*American University Teaching Staff	ELIFA	20	1982	1982	4	1	12/31/89
University of the District of Columbia	NEA	430	1978	1980	4	1	9/30/93

Institution	Bargaining Agent+	Unit Size	Cur. Agent Elected	Initial Contract++	2/4 Yr. College Campuses#	No. of Contract Expiration
FLORIDA						
Brevard Community College	UFF/NEA ¹⁴ (AFT 1976, UCCFF 1977)	235	1981	1981	4	6/30/91
Cocoa Campus					2	
Melbourne Campus					2	
Palm Bay Center					2	
Titusville Campus					2	
Broward Community College	UFF/NEA (UFF/AFT/AAUP 1981, UFF/NEA/ AAUP 1983)	310	1983	1981	4	8/1/91
Allied Health Center Campus					2	
Central Campus					2	
North Campus					2	
South Campus					2	
Chipola Junior College	UFF/NEA (NEA 1983)	70	1976		1	6/30/91
Edison Community College	AFT (ECCFF 1977)	110	1976	1979	1	6/30/92
Y*Florida Memorial College	UFF/NEA	40	1979	---	4	1
Florida State University System	UFF/FTP/ NEA (UFF/AFT ¹⁵)	6,500 ft 1,500 pt	1976	1976	9	6/30/91
Florida Agric. & Mech, Univ.					4	
Florida Atlantic Univ.					4	
Florida Internat'l Univ.					4	
Florida State Univ.					4	

Institution	Bargaining Agent+	Unit Size	Cur. Agent Elected	Initial Contract++	2/4 Yr. College	No. of Campuses#	Contract Expiration
Florida State University System (Cont.)							
Univ. of Central Florida					4		
Univ. of Florida					4		
Univ. of N. Florida					4		
Univ. of S. Florida					4		
Univ. of W. Florida					4		
Hillsborough Community College	UFF/FUSA/NEA	198	1983	1974	2	4	8/25/89
(FUSA/NEA 1974)							
Brandon Learning Center					2		
Dale Mabry Campus					2		
Plant City Campus					2		
Ybor Campus					2		
Indian River Community College	AAUP	130 ft	1973	1975	2	1	7/31/90
Palm Beach Community College	UFF/NEA (AFT ¹⁶ 1975, UCCFF 1977)	200	1988	1978	2	4	6/30/90
Central Campus					2		
Glade Campus					2		
North Campus					2		
South Campus					2		
Pensacola Junior College	UFF/NEA	260	1985	1987	2	1	6/30/90
*Saint Leo College	UFF/NEA (AFT 1976)	54	1979	1978	4	1	6/5/90

Institution	Bargaining Agent+	Unit Size	Cur. Agent Elected	Initial Contract++	2/4 Yr. College	No. of Campuses#	Contract Expiration
<u>HAWAII</u>							
University of Hawaii	UHPA/AAUP	2,751 ft	1974	1975	2/4	9	6/30/93
Hilo/Hawaii Comm. Col.	/NEA				2/4		
Honolulu Comm. Col.					2		
Kapiolani Comm. Col.					2		
Kauai Comm. Col.					2		
Leeward Comm. Col.					2		
Manoa Col.					4		
Maui Comm. Col.					2		
West Oahu Col.					4		
Windward Comm. Col.					2		

ILLINOIS

Belleville Area College	AAUP/AFT	110 ft	1967	1967	2	3	8/15/92
Belleville Campus					2		
Granite Campus					2		
Red Bud Campus					2		
Black Hawk College	IFT/AFT	150	1984		2	2	8/7/90
East Campus					2		
Quad Campus					2		
Carl Sandburg College	IEA/NEA	57 ft	1975		2	2	8/31/90
Carthage Extension Center					2		
Main Campus					2		

Institution	Bargaining Agent+	Unit Size	Cur. Agent Elected	Initial Contract++	2/4 Yr. College Campuses#	No. of Contract Expiration
ILLINOIS (Cont.)						
City Colleges of Chicago (Cook County)	AFT	1,025 ft	1966	1967	2	8 7/15/93
City-Wide Col.					2	
Kennedy-King Col.					2	
Malcolm X Col.					2	
Olive-Harvey Col.					2	
Richard J. Daley Col.					2	
Truman Col.					2	
Washington Col.					2	
Wright Col.					2	
o Professional Staff	AFT	250	1988	1989	2	8 7/15/93
College of DuPage	NEA (Ind. 1984)	255	1989	1984	2	1 6/30/89
College of Lake County	AFT (NEA 1971)	173 ft	1973	1973	2	1 8/12/90
Danville Area College	NEA	65	1983	1983	2	1 6/30/90
Highland Community College	AFT	48	1968	1968	2	1 8/20/91
Illinois Board of Governors ¹⁷	UPI/IFT/ AFT	1,750	1976	1977	4	5 8/31/91
Chicago St. Univ.					4	
Eastern Illinois Univ.					4	
Governors St. Univ.					4	
Northeastern Illinois Univ.					4	
Western Illinois Univ.					4	

Institution	Bargaining Agent+	Unit Size	Cur. Agent Elected	Initial Contract++	2/4 Yr. College	No. of Campuses#	Contract Expiration
Illinois Board of Governors (Cont.)							
o Part-Time & Support Professionals	UPI/IFT/AFT	220	1985	1985	4	5	8/31/91
Illinois Central College	Ind.	193 ft 400 pt	1977	1977	2	1	7/31/83
Illinois Eastern Community Colleges	IEA/NEA	92	1985	1985	2	4	9/1/92
Frontier Community Col.							
Lincoln Trail Col.							
Olney Central Col.							
Wabash Valley Col.							
Illinois Valley Community College	AFT	76 ft	1966	1966	2	1	8/31/91
John A. Logan College	IEA/NEA	55 ft	1972	1972	2	1	8/15/90
Joliet Junior College	AFT	147 ft	1967	1967	2	1	8/12/91
Kankakee Community College	AFT	52	1984	---	2	1	
Kaskaskia College	NEA	64	1984	---	2	1	
Kishwaukee Community College	AFT	76	1986	1986	2	1	8/8/91
Lake Land College	AFT	105 ft	1968	1970	2	1	8/21/91

Institution	Bargaining Agent+	Unit Size	Cur. Elected Agent	Initial Contract++	2/4 Yr. College	No. of Campuses#	Contract Expiration
<u>ILLINOIS (Cont.)</u>							
Y Lewis and Clark Community College	IEA/NEA	81 ft	1979	1979	2	1	7/31/91
McHenry County College	NEA	58 ft	1971	1972	2	1	6/30/90
Moraine Valley Community College	AFT	225	1972	1972	2	1	6/30/92
Morton College	AFT	57 ft	1967		2	1	8/19/92
Oakton Community College	NEA	142	1986	1986	2	1	8/15/92
o Adjunct Faculty	NEA	75	1985	1987	2	1	8/10/90
Parkland College	AFT (Ind. 1984)	135 ft	1989	1984	2	1	8/20/91
Prairie State College	AFT	94 ft	1969	1969	2	1	8/89
Rend Lake College	AFT	52	1985	1986	2	1	8/31/88
Sangamon State University	AFT	161	1986	1988	4	1	6/30/90
Sauk Valley College	NEA	50 ft	1969	1970	2	1	6/30/90
Shawnee Community College *	NEA	25	1984	1984	2	1	8/8/93
South Suburban College ¹⁸	AFT	114	1971	1972	2	1	8/15/91
Southeastern Illinois College	NEA	40	1985	1984	2	1	8/15/89

Institution	Bargaining Agent+	Unit Size	Cur. Agent Elected	Initial Contract++	2/4 Yr. College	No. of Campuses#	Contract Expiration
<u>ILLINOIS (Cont.)</u>							
Spoon River College	NEA	33	1973	1976	2	1	9/1/91
State Community College of East St. Louis ¹⁹	IFT/AFT	41	1980	1982	2	1	6/30/91
Triton College	AFT	228 ft	1973		2	1	6/30/92
Waubensee Community College	AFT	59	1968	1970	2	1	6/10/90
William Rainey Harper College	AFT	197	1976	1976	2	1	8/15/90
o Professional Staff	AFT	90	1988	1988	2	1	12/31/90

IOWA

Des Moines Area Community College	NEA	237 f/pt	1976	1976	2	4	8/17/90
Ankeny Campus					2		
Boone Campus					2		
Carroll Campus					2		
Urban Campus					2		
Eastern Iowa Community College District IX	NEA	145 ft	1975	1976	2	3	8/13/90
Clinton Comm. Col.					2		
Muscatin Comm. Col.					2		
Scott Comm. Col.					2		

Institution	Bargaining Agent+	Unit Size	Cur. Agent Elected	Initial Contract++	2/4 Yr. College Campuses#	No. of Contract Expiration
IOWA (Cont.)						
Hawkeye Institute of Technology	NEA	118 ft	1980	1981	2	1 6/30/88
Iowa Central Community College	NEA	92 ft	1975	1976	2	1 6/30/90
Iowa Lakes Community College	NEA	86 f/pt	1975	1976	2	2 6/30/90
North Campus					2	
South Campus					2	
Iowa Western Community College	NEA	112 ft	1975	1976	2	2 8/29/91
Clarinda Campus					2	
Council Bluffs Campus					2	
Kirkwood Community College	NEA	185 ft	1975	1976	2	1 8/29/91
Northeast Iowa Technical Institute (Area I)	NEA	90 ft 25 pt	1975	1976	2	2 8/15/89
Calmar Campus					2	
Peosta Campus					2	
Northwest Iowa Technical College (Area IV)	NEA	34 ft	1975	1976	2	1 6/30/91

Institution	Bargaining Agent+	Unit Size	Cur. Agent Elected	Initial Contract++	2/4 Yr. College	No. of Campuses#	Contract Expiration
IOWA (Cont.)							
Southeastern Community College	NEA	78 ft	1975	1976	2	2	6/30/88
North Campus					2		
South Campus					2		
Southwestern Community College	NEA	44 ft	1975	1976	2	2	7/31/90
Creston					2		
Red Oak					2		
University of Northern Iowa	NEA (AAUP/NEA ²⁰ f/pt 1976)	680	1980	1977	4	1	6/30/91
Western Iowa Tech Community College	NEA ²¹	70 ft	1976	1978	2	1	6/30/90
KANSAS							
Butler County Community College	NEA	89 ft	1971	1971	2	1	7/31/89
Cloud County Community College	NEA	43 ft	1970	1973	2	1	6/30/90
Coffeyville Community College	Ind. (NEA 1980)	35 ft	1982		2	1	6/30/89

Institution	Bargaining Agent+	Unit Size	Cur. Agent Elected	Initial Contract++	2/4 Yr. College	No. of Campuses#	Contract Expiration
KANSAS (Cont.)							
Colby Community College	NEA (Ind. 1972)	51	1988	1975	2	1	5/17/89
Cowley County Community College	NEA	44	1969	1970	2	1	8/1/90 (Memo of Understanding) Yearly Negotiations
Dodge City Community College	Ind.	54 ft	1974	1972	2	1	6/30/90
Fort Scott Community College	Ind. (FSCAPE) (NEA 1974)	34	1984	1985	2	1	5/15/89
Garden City Community College	NEA	65 ft	1971	1973	2	1	6/30/91
Hutchinson Community College	NEA	72 f/pt		1969	2	1	6/30/90
Independence Community College	NEA	34	1970	1970	2	1	6/30/89
Johnson County Community College	NEA	231 ft	1980	1981	2	1	6/30/90
Kansas City Kansas Community College	NEA	109 ft	1971	1971	2	1	6/30/90

Institution	Bargaining Agent+	Unit Size	Cur. Agent Elected	Initial Contract++	2/4 Yr. College	No. of Campuses#	Contract Expiration
<u>KANSAS (Cont.)</u>							
Labette Community College	NEA	35	1970	1970	2	2	6/30/92
Main Campus					2		
Oswego Campus					2		
Pittsburg State University	NEA	218	1974	1978	4	1	6/30/90
Pratt Community College	NEA	25 f/pt	1977	1977	2	1	6/30/89

MAINE

Maine Technical College System	NEA/MTA	307		1971	2	6	6/30/91
Central Maine Tech. Col.					2		
Eastern Maine Tech. Col.					2		
Kennebec Valley Tech. Col.					2		
Northern Maine Tech. Col.					2		
Southern Maine Tech. Col.					2		
Washington County Tech. Col.					2		
University of Maine System	NEA	1,359 ft	1978	1979	4	7	6/30/92
Univ. of Maine					4		
Univ. of Maine-Augusta					4		
Univ. of Maine-Farmington					4		
Univ. of Maine-Fort Kent					4		
Univ. of Maine-Machias					4		
Univ. of Maine-Presque Isle					4		

Institution	Bargaining Agent+	Unit Size	Cur. Agent Elected	Initial Contract++	2/4 Yr. College Campuses#	No. of Contract Expiration
University of Maine System (Cont.)						
Univ. of Southern Maine					4	
o Part-time Faculty	PATFA/AFT	302	1986	1988	4	7 8/31/92

MARYLAND

Community College of Baltimore	AFT	162 ft	1969	1970	2	2 6/30/90
Harbor Campus					2	
Liberty Campus					2	
Montgomery College	AAUP	400	1980	1982	2	3 8/23/94
Germantown Campus					2	
Rockville Campus					2	
Takoma Park Campus					2	
Towson State University	AAUP	550	1973	---	4	1

MASSACHUSETTS

*Becker Junior College	AFT	25	1974	1975	2	2 8/31/90
Leicester Col.					2	
Worcester Col.					2	

Institution	Bargaining Agent+	Unit Size	Cur. Agent Elected	Initial Contract++	2/4 Yr. College	No. of Campuses#	Contract Expiration
MASSACHUSETTS (Cont.)							
*Berklee College of Music	AFT	151 ft	1985	1986	4	1	6/1/89
o Part-time Faculty	AFT	54 pt	1985	1986	4	1	6/1/89
*Emerson College	AAUP	95 ft	1975	1976	4	1	8/31/90
*Endicott College	NEA	30 ft	1973	1974	2	1	8/30/89
*Laboure College	NEA	15 ft	1975	1979	2	1	6/30/90
Massachusetts Community College System ²²	NEA/MTA/ MCCC ²³	1,700	1976	1976	2	15	6/30/89
Berkshire Comm. Col.					2		
Bristol Comm. Col.					2		
Bunker Hill Comm. Col.					2		
Cape Cod Comm. Col.					2		
Greenfield Comm. Col.					2		
Holyoke Comm. Col.					2		
Mass. Bay Comm. Col.					2		
Massasoit Comm. Col.					2		
Middlesex Comm. Col.					2		
Mount Wachusett Comm. Col.					2		
North Shore Comm. Col.					2		
Northern Essex Comm. Col.					2		
Quinsigmond Comm. Col.					2		
Roxbury Comm. Col.					2		
Springfield Tech. Comm. Col.					2		
o Div. of Continuing Ed.	NEA/MTA/ MCCC	1,800 pt	1987	---	2	15	

Institution	Bargaining Agent+	Unit Size	Cur. Agent Elected	Initial Contract++	2/4 Yr. College	No. of Campuses#	Contract Expiration
MASSACHUSETTS (Cont.)							
Massachusetts State Colleges ²⁴	NEA/MTA	1,535	1977	1977	4	9	6/30/89
Bridgewater St. Col.					4		
Fitchburg St. Col.					4		
Framingham St. Col.					4		
Mass. College of Art					4		
Mass. Maritime Academy					4		
North Adams St. Col.					4		
Salem St. Col.					4		
Westfield St. Col.					4		
Worcester St. Col.					4		
o Div. of Continuing Educ.	NEA/MTA	1,050 pt	1987	1989	4	9	8/31/92
o Professional Administrators	APA/MTA/NEA	447	1979	1980	4	9	6/30/89
Y*Simon's Rock of Bard College	AFT (SRFBC/AAUP 1980)	30	1984	1981	4	1	6/30/87
Southeastern Massachusetts University	AFT	359	1970	1970	4	1	6/30/89
o Part-time and Visiting Lecturers	AFT	38	1985	1986	4	1	6/30/89
University of Lowell	MSP/MTA/NEA	530 ft	1976	1977	4	1	6/30/89

Institution	Bargaining Agent+	Unit Size	Cur. Agent Elected	Initial Contract++	2/4 Yr. College Campuses#	No. of Contract Expiration
MASSACHUSETTS (Cont.)						
University of Massachusetts	MSP/FSU/ ²⁵ MTA/NEA	1,800	1976	1978	4	2 6/30/89
Amherst Campus					4	
Boston Campus					4	
*Wentworth Institute of Technology	AFT	145	1973	1976	4	2 8/31/89
Boston Campus					4	
East Coast Aero Technical School					4	

MICHIGAN

*Y*Adrian College	NEA	56	1975	1977	4	1 8/31/91
Alpena Community College	NEA	52	1965	1965	2	1 8/18/91
*Baker Junior College of Business	NEA	20 ft	1978	1978	2	1 8/31/92
Bay de Noc Community College	NEA (Ind. 1971)	43 ft	1973	1971	2	1 8/30/92
Central Michigan University	NEA (NEA 1969)	632	1977	1970	4	1 6/30/90
*Detroit College of Business	NEA (Ind. 1971)	22 ft	1973	1971	4	1 6/30/90

Institution	Bargaining Agent+	Unit Size	Cur. Agent Elected	Initial Contract++	2/4 Yr. College	No. of Campuses#	Contract Expiration
MICHIGAN (Cont.)							
Eastern Michigan University	AAUP	630 ft	1974	1974	4	1	8/31/90
Ferris State University	NEA	507 ft	1973	1973	4	1	6/30/90
Glen Oaks Community College	NEA	31 ft	1968	1968	2	1	8/31/91
Gogebic Community College	NEA	47	1965	1965	2	1	8/15/92
Grand Rapids Junior College	Ind.	348	1965	1965	2	1	8/19/91
Henry Ford Community College	AFT	212	1965	1966	2	2 ²⁶	8/31/85
Dearborn Heights Campus Main Campus					2		
					2		
Highland Park Community College	AFT	277	1966	1967	2	1	6/30/89
Jackson Community College	NEA	120 ft	1965	1966	2	1	8/31/89
Kalamazoo Valley Community College	NEA	100	1969	1969	2	1	5/31/90
Kellogg Community College	MEA/NEA (AFT 1967)	100 ft 2 pt	1968	1968	2	1	8/15/90
Y*Kendall College of Art and Design	MEA/NEA	72	1974	---	3/4	1	

Institution	Bargaining Agent+	Unit Size	Cur. Agent Elected	Initial Contract++	2/4 Yr. College	No. of Campuses#	Contract Expiration
MICHIGAN (Cont.)							
Kirtland Community College	AFT/MFT (Ind. 1969, NEA 1973)	27 ft	1985	1971	2	1	6/30/90
Lake Superior State University	MEA/NEA	116 ft	1978	1978	4	1	8/31/91
Lansing Community College	NEA	1,000 f/pt	1968	1969	2	1	9/12/90
Macomb County Community College	Ind.	341 ft	1966	1967	2	2	8/13/92
Center Campus South Campus						2 2	
Michigan State University							
o Admin. Professionals	Ind.	550	1985	1985	4	1	9/30/88
o Admin. Staff	Ind./NEA	550	1985	1985	4	1	9/30/88
Mid-Michigan Community College	MEA/NEA	40 ft	1968	1969	2	1	8/22/91
Monroe County Community College	NEA	57 ft	1973	1969	2	1	8/31/92
Montcalm Community College	NEA	26 ft	1968	1968	2	1	8/15/91
Mott Community College	NEA	217	1966	1966	2	1	8/24/92

Institution	Bargaining Agent+	Unit Size	Cur. Agent Elected	Initial Contract++	2/4 Yr. College	No. of Campuses#	Contract Expiration
MICHIGAN (Cont.)							
Muskegon Community College	MEA/NEA	97 ft	1965	1967	2	1	8/31/91
North Central Michigan College	NEA	35	1980	1981	2	1	8/31/84
Northern Michigan University	AAUP	309 ft	1975	1976	4	1	6/30/90
o Skills Center Instructors	NEA	24 ft	1980	1980	2	1	8/25/89
Oakland Community College	NEA/MEA	301	1971	1966	2	4	8/31/92
Auburn Hills Campus					2		
Highland Lakes Campus					2		
Orchard Ridge Campus					2		
Southeast Campus					2		
Oakland University	AAUP	402 ft	1970	1971	4	1	8/14/91
Saginaw Valley State University	MEA/NEA	155 ft	1972	1972	4	1	6/30/90
St. Clair County Community College	NEA/MEA	97	1968	1970	2	1	8/30/91
Schoolcraft College	MEA/NEA	136 ft 200 pt	1972	1968	2	1	8/23/91
*University of Detroit	NEA	185 ft	1975	1977	4	1	8/15/90
Washtenaw Community College	NEA	162 ft	1966	1967	2	1	8/31/90

Institution	Bargaining Agent+	Unit Size	Cur. Agent Elected	Initial Contract++	2/4 Yr. College	No. of Campuses#	Contract Expiration
MICHIGAN (Cont.)							
Wayne County Community College	AFT	152 ft 350 pt	1970	1970	2	5	8/31/91
Downriver Campus					2		
Downtown Campus					2		
Eastern Campus					2		
Northwestern Campus					2		
Western Campus					2		
o Administrative Unit	Ind.	---	---	---	2	5	1986
Wayne State University	AAUP	1,475 f/pt	1972	1972	4	1	7/31/90
West Shore Community College	MEA/NEA (Ind. 1970)	28 ft 52 pt	1984	1970	2	1	8/20/91
Western Michigan University	AAUP	780 f/pt	1975	1976	4	6	9/6/90
Battle Creek Campus					4		
Benton Harbor Campus					4		
Grand Rapids Campus					4		
Kalamazoo (Main) Campus					4		
Lansing Campus					4		
Muskegon Campus					4		
o Language Association	AAUP	6	1988	---	4	6	

 Institution Bargaining Agent+ Unit Size Cur. Agent Elected Initial Contract++ 2/4 Yr. College No. of Campuses# Contract Expiration

MINNESOTA

Minnesota Community College System	MCCFA/NEA	2,200	1972	1973	2	18	6/30/91
Anoka-Ramsey Comm. Col.					2		
Arrowhead Comm. Col. District					2		
Hibbing Comm. Col.					2		
Itasca Comm. Col.					2		
Mesabi Comm. Col.					2		
Rainy River Comm. Col.					2		
Vermilion Comm. Col.					2		
Austin Comm. Col.					2		
Clearwater Comm. Col. District					2		
Brainerd Comm. Col.					2		
Fergus Falls Comm. Col.					2		
Northland Comm. Col.					2		
Inver Hills Comm. Col.					2		
Lakewood Comm. Col.					2		
Minneapolis Comm. Col.					2		
Normandale Comm. Col.					2		
North Hennepin Comm. Col.					2		
Rochester Comm. Col.					2		
Willmar Comm. Col.					2		
Worthington Comm. Col.					2		

 Minnesota State University System NEA/IFO/ 2,250 1975 1976 4 7 6/30/89

- Bemidji St. Univ. 4
- Mankato St. Univ. 4
- Metropolitan St. Univ. 4
- Moorhead St. Univ. 4
- Saint Cloud St. Univ. 4

Institution	Bargaining Agent+	Unit Size	Cur. Agent Elected	Initial Contract++	2/4 Yr. College Campuses#	No. of Contract Expiration
Minnesota State University System (Cont.)						
Southwest St. Univ.					4	4
Winona St. Univ.					4	4
University of Minnesota	NEA	367		1982	2/4	2 ²⁷ 6/30/91
Duluth Campus				1980	4	
Waseca Campus				1981	2	

MISSOURI

*Park College	AFT	35	1976	1977	4	1 4/30/82
St. Louis Community College	NEA	471 ft	1977	1977	2	3 6/30/91
Florissant Valley					2	
Forest Park					2	
Meramec					2	

MONTANA

Dawson Community College	AFT	30 f/pt	1975	1975	2	1 6/30/89
--------------------------	-----	---------	------	------	---	-----------

Institution	Bargaining Agent+	Unit Size	Cur. Agent Elected	Initial Contract++	2/4 Yr. College	No. of Campuses#	Contract Expiration
MONTANA (Cont.)							
Eastern Montana College	AAUP (AAUP/AFT 1975)	203 f/pt	1978	1976	4	1	6/30/89
Miles Community College	Ind.	24	1973		2	1	6/30/88
Northern Montana College	AFT (NEA 1975)	85	1979	1976	4	1	6/30/91
University of Montana	AFT	424 f/pt	1978	1979	4	1	6/30/91
Western Montana College	AFT (NEA 1975)	44 ft	1983	1975	4	1	6/30/87

NEBRASKA

Central Community College	CCCEA	120	1985	1976	2	3	8/14/89
Columbus-Region 1					2		
Grand Island-Region 2					2		
Hastings-Region 3					2		
Metropolitan Technical Community College	NEA	125 ft	1974	1974	2	3	6/30/91
Elkhorn Valley Campus					2		
Main Campus					2		
South Campus					2		

Institution	Bargaining Agent+	Unit Size	Cur. Agent Elected	Initial Contract++	2/4 Yr. College Campuses#	No. of Contract Expiration
NEBRASKA (Cont.)						
Mid-Plains Technical Community College Area	NEA	75	1976	1976	2	2 1991
McCook					2	
North Platte					2	
Nebraska State Colleges	SCEA/NEA	517	1976		4	3 6/30/91
Kearney St. Col.					4	
Peru St. Col.					4	
Wayne St. Col.					4	
Southeast Community College	Ind. (NEA 1975)	238	1979	1975	2	3 6/30/91
Beatrice Campus					2	
Lincoln Campus					2	
Milford Campus					2	
University of Nebraska (Omaha)	AAUP	400	1979	1981	4	1 6/30/91
University of Nebraska College of Law (Lincoln)	Ind. ²⁶	25	1976	---	4	1
Western Nebraska Community College	NEA	69	1976		2	2 8/31/87
Scottsbluff Campus					2	
Sidney Campus					2	

 Institution Bargaining Agent+ Unit Size Cur. Agent Elected Contract++ Initial Contract++ 2/4 Yr. College Campuses# No. of Contract Expiration

NEW HAMPSHIRE

*Franklin Pierce College AFT 100 1974 1974 4 1 8/31/91
 f/pt
 Keene State College NEA²⁹ 157 ft 1977 1979 4 1 6/30/91

NEW JERSEY

Atlantic Community College NJEA/NEA 75 1968 1970 2 1 6/30/90
 Bergen Community College NJEA/NEA 245 ft 1968 1969 2 1 6/30/91
 *Bloomfield College AAUP 50 1973 1975 4 1 6/30/91
 f/pt

Brookdale Community College NJEA/NEA 185 1971 1974 2 1 6/30/89
 o Administrative Unit NJEA/NEA 2 1 6/30/92

Burlington County College NJEA/NEA 96 1970 1971 2 1 6/30/91
 Camden County College NJEA/NEA 96 1980 2 1³⁰ 6/30/88
 (NEA 1968,
 AFT 1972)

County College of Morris NJEA/NEA 193 1975 1975 2 1 9/29/90
 (Ind. 1974)

Cumberland County College NJEA/NEA 50 1968 1969 2 1 6/30/91

Institution	Bargaining Agent+	Unit Size	Cur. Agent Elected	Initial Contract++	2/4 Yr. College	No. of Campuses#	Contract Expiration
NEW JERSEY (Cont.)							
Essex County College	NJEA/NEA	148	1968	1970	2	2	8/31/91
Newark Campus					2		
West Caldwell Campus					2		
Gloucester County College	AFT (NEA 1968)	75 ft	1972	1969	2	1	6/30/92
Hudson County Community College	NJEA/NEA	45	1989	1989	2	1	6/30/91
o Administrators	NJEA/NEA	23	1989	1989	2	1	6/30/91
Mercer County Community College	NJEA/NEA	121 ft	1970	1971	2	1 ³¹	6/30/90
o Professional Staff	AFT (NEA 1975)	77	1987	---	2	1	
Middlesex County College	AFT	205	1968	1968	2	1	6/30/91
*Monmouth College	AAUP (NEA 1971)	152 ft	1978	1971	4	1	6/30/91
New Jersey Institute of Technology	AAUP (Ind. 1970)	350	1988	1971	4	1	6/30/86
New Jersey State College System	AFT (NEA 1969)	3,024	1972	1970	4	9	6/30/89
Glassboro St. Col.					4		
Jersey City St. Col.					4		

 Institution Bargaining Agent+ Unit Size Cur. Agent Elected Contract++ Initial Contract 2/4 Yr. No. of Contract Campuses# Expiration

New Jersey State College System (Cont.)

Kean Col. of New Jersey 4
 Montclair St. Col. 4
 Ramapo Col. of New Jersey 4
 Stockton St. Col. 4
 Thomas A. Edison St. Col. 4
 Trenton St. Col. 4
 William Paterson Col. of NJ 4

o Part-time Faculty AFT 102 1987 ---- 9

Ocean County College NJEA/NEA 109 ft 1968 1968 2 1 8/31/90

Passaic County Community College NJEA/NEA 60 ft 1972 1972 2 1 8/20/90

Raritan Valley Community College³² AFT (NEA) 92 1973 1973 2 1 6/30/90

*Rider College AAUP 310 f/pt 1973 1974 4 1 8/31/91

Rutgers State University of New Jersey AAUP 2,573 1970 1971 4 3 6/30/89
 1,599 (TA/GA)

Camden Campus
 New Brunswick Campus
 Newark Campus

o Adjunct Faculty AAUP 450 1988 ---- 3

Institution	Bargaining Agent+	Unit Size	Cur. Agent Elected	Initial Contract++	2/4 Yr. College	No. of Campuses#	Contract Expiration
NEW JERSEY (Cont.)							
Salem Community College	NJEA/NEA	30	1975	1976	2	1	6/30/88
*Union County College ³³	AAUP	180 ft	1974	1975	2	4	8/31/90
Elizabeth Campus					2		
Main Campus-Cranford					2		
Plainfield Campus					2		
Scotch Plains Campus					2		
University of Medicine and Dentistry of New Jersey	AAUP	900 ft	1972	1973	4	5	6/30/89
Grad. School of Biomedical Sciences					4		
New Jersey Dental School					4		
New Jersey Medical School					4		
School of Osteopathic Medicine					4		
Robert Wood Johnson Medical School ³⁴					4		
o School of Health Related Professions	NJEA/NEA	30 ft	1984	1984	4	3	6/30/89
NEW YORK							
*Adelphi University	AAUP	300 ft 450 pt	1972	1973	4	1 ³⁵	8/31/90

 Institution Bargaining Agent+ Unit Size Cur. Agent Elected Contract++ Initial Contract++ 2/4 Yr. College Campuses# No. of Contract Expiration

NEW YORK (Cont.)

Adirondack Community College	NEA (ACCF ³⁶ 1970, AFT 1978)	90	1985	1970	2	1	8/31/92
*Bard College	AAUP	88	1972	1973	4	1	6/30/90
Broome Community College	NYEA/NEA	217 ft 125 pt	1979	1969	2	1	8/31/93
Cayuga County Community College	NYEA/NEA (NEA 1970, ACCF 1972)	75 ft	1978	1970	2	1	8/31/89
City University of New York	PSC/AFT/ AAUP ⁵⁷	9,230 ft 6,893 pt	1969	1969	2/4	19	8/31/90

Baruch College					4		
Bor. of Manhattan Comm. Col.					2		
Bronx Comm. Col.					2		
Brooklyn College					4		
City College					4		
College of Staten Island							
St. George's Campus					2		
Sunnyside Campus					4		
Grad. School & Univ. Center					4		
Hostos Comm. Col.					2		
Hunter College					4		
John Jay Col. of Criminal Justice					4		
Kingsborough Comm. Col.					4		
LaGuardia Comm. Col.					2		
Lehman College					4		

Institution	Bargaining Agent+	Unit Size	Cur. Agent Elected	Initial Contract++	2/4 Yr. College	No. of Campuses#	Contract Expiration
City University of New York (Cont.)							
Medgar Evers College					4		
New York City Tech. Col.					2		
Queens College					4		
Queensborough Comm. Col.					2		
York College					4		
o Research Foundation	PSC/AFT/AAUP	59	1969	1974	2/4	1	9/30/91
Clinton Community College	NYEA/NEA (ACCF 1972)	55 ft	1978	1973	2	1	8/31/88
*College of Insurance	AAUP	19	1985	1987	4	1	8/31/90
Columbia-Greene Community College	NYEA/NEA (NYSUT/AFT 1971)	43 ft	1979	1971	2	1	8/31/90
Community College of the Finger Lakes	NYEA/NEA (ACCF 1974)	151 ft	1978	1975	2	1	8/31/91
Y*Cooper Union	NYSUT/AFT	61	1975	1978	4	1	8/31/89
Cornell University ILR Adjunct Faculty	NYSUT	200	1981	1981	4	3	8/31/89
Long Island Campus					4		
New York City Campus					4		
Westchester/Rockland Campus					4		

Institution	Bargaining Agent+	Unit Size	Cur. Agent Elected	Initial Contract++	2/4 Yr. College Campuses#	No. of Contract Expiration
NEW YORK (Cont.)						
*Culinary Institute of America	Ind.	95	1979	1979	2	1 5/31/92
*Dowling College	NYSUT/AFT	82	1978	1979	4	1 8/31/91
Dutchess Community College	NEA (NYSUT/AFT 1968)	200	1987	1969	2	1 8/31/91
o Adjunct Faculty	NEA (NYSUT/AFT 1985)	270	1987	1987	2	1 8/31/90
*D'Youville College	AAUP	67 ft	1976	1977	4	1 8/31/89
Erie Community College	NEA/NYEA (NEA 1971, ACCF 1972)	468	1978	1967	2	3 8/31/90
City Campus					2	
North Campus					2	
South Campus					2	
Fashion Institute of Technology	AFT ³⁶ (NYSUT/AFT)	224 Adjunct 600 ft staff 320 pt staff 100 staff	1976	1967	2	1 8/31/90
*Fordham University Law School	Ind.	26	1971	---	4	1

Institution	Bargaining Agent+	Unit Size	Cur. Agent Elected	Initial Contract++	2/4 Yr. College Campuses#	No. of Contract Expiration
NEW YORK (Cont.)						
Fulton-Montgomery Community College	NYEA/NEA (NEA 1969, ACCF 1972)	67 ft	1978	1969	2 1	8/31/89
Genesee Community College	NYEA/NEA (NEA 1970, ACCF 1972)	118 ft	1978	1970	2 1	8/31/90
Herkimer County Community College	NYSUT (Ind. 1975)	92	1983	1977	2 1	8/31/91
*Hofstra University	AAUP	400 ft 300 pt	1973	1974	4 1	8/31/91
Hudson Valley Community College	Ind. (NYEA/NEA 1969, ACCF 1972)	250 ft	1983	1969	2 1 ³⁹	8/31/89
o Opportunity Center	NYSUT	26 ft	1976	1976	2 1	8/31/89
Jamestown Community College	Ind. (NEA 1970)	125	1972	1970	2 2	8/31/90
Cattaraugus County Campus Jamestown Campus					2 2	
Jefferson Community College	NYEA/NEA	75 ft	1975	1969	2 1	8/31/91

Institution	Bargaining Agent+	Unit Size	Cur. Agent Elected	Initial Contract++	2/4 Yr. College	No. of Campuses#	Contract Expiration
NEW YORK (Cont.)							
Y*Long Island University- Brooklyn Center	AFT/NYSUT (AFT 1970)	200	1976	1972	4	1	8/31/91
Y* o College of Pharmacy	AAUP	30	1978	1979	4	1	10/31/91
Y*Long Island University- C.W. Post Center	AFT (NYSUT 1973)	350	1976	1975	4	1	8/31/91
o Adjunct Faculty	CWA (NYEA/NEA 1978)	1,000	1987	1979	4	1	10/31/90
Y*Long Island University- Southampton Center	AFT (NYSUT 1973)	64	1976	1975	4	1	8/31/91
*Marymount College	AAUP	65	1976	1977	4	1	8/31/88
Mohawk Valley Community College	NYSUT/AFT	210 ft	1972	1972	2	2	8/31/92
Rome Campus Utica Campus					2 2		
Monroe Community College	NYSUT/AFT f/pt	360	1969	1969	2	1	8/31/90
Nassau Community College	NYSUT/AFT (Ind., NCCFT)	682	1969	1969	2	1	8/31/91
o Adjunct Faculty	NYSUT/AFT (AFA)	1,620	1974	1974	2	1	9/30/91

Institution	Bargaining Agent+	Unit Size	Cur. Agent Elected	Initial Contract++	2/4 Yr. College	No. of Campuses#	Contract Expiration
NEW YORK (Cont.)							
*New York Institute of Technology	AAUP	311	1970	1971	4	3	8/31/92
Central Islip Campus					4		
New York City Campus					4		
Old Westbury-Main Campus					4		
*New York University Law School	Ind.		1973	---	4	1	
Niagara County Community College	NYEA/NEA (ACCF)	202	1978	1969	2	1	8/31/90
*Niagara University	AAUP (Ind. 1975)	140	1989	1979	4	1	8/31/82
North Country Community College	NYEA/NEA (NEA 1969, ACCF 1972)	65 ft	1978	1970	2	4	8/31/90
Elizabethtown Campus					2		
Malone Campus					2		
Saranac Lake Campus					2		
Ticonderoga Campus					2		
Onondaga Community College	NYSUT/AFT ⁶⁰	220 ft 284 pt	1967	1968	2	1	8/31/92
o Administration	NYSUT/AFT/ ACA	31	1973	1973	2	1	8/31/90

Institution	Bargaining Agent+	Unit Size	Cur. Agent Elected	Initial Contract++	2/4 Yr. College	No. of Campuses#	Contract Expiration
NEW YORK (Cont.)							
Orange County Community College	NYEA/NEA (NEA 1969, ACCF 1972)	125	1978	1969	4	1	8/31/92
o Staff & Chairmen	Ind.	60	1969	1969	4	1	8/31/92
Y*Pratt Institute	AFT (AFT 1971, NYSUT)	120 ft 350 pt	1971	1972	4	2	8/31/92
Brooklyn Pratt Manhattan Center					4 4		
Rockland Community College	NYSUT/AFT	160	1969	1967	2	1	8/31/91
*St. John's University	AAUP/Ind.	615 ft 305 pt	1970	1970	2/4	2	6/30/90
Queens Staten Island					2/4 4		
Schenectady County Community College	NYEA/NEA (NEA 1970, ACCF 1972)	76	1978	1971	2	1	8/31/91
o Chairmen, Administrators, & Directors	NYSUT				2	1	8/31/91
State University of New York	UUP ⁴¹ /AFT	16,200	1978	1971	2/4	30	6/30/91
	(NYSUT 1971, UUP/AFT 1976)						

Institution	Bargaining Agent+	Unit Size	Cur. Agent Elected	Initial Contract++	2/4 Yr. College	No. of Campuses#	Contract Expiration
State University of New York (Cont.)							
College of Technology							
Alfred					2		
Canton					2		
Cobleskill					2		
Delhi					2		
Farmingdale					2		
Morrisville					2		
Col. of Environmental Sci. and Forestry at Syracuse					4		
Col. of Technology at Utica/Rome					4		
Empire State College					4		
Maritime Col. at Fort Schuyler					4		
State University Colleges					4		
Brockport					4		
Buffalo					4		
Cortland					4		
Fredonia					4		
Geneseo					4		
New Paltz					4		
Old Westbury					4		
Oneonta					4		
Oswego					4		
Plattsburgh					4		
Potsdam					4		
Purchase					4		
State University of New York							
Albany					4		
Binghamton					4		
Buffalo					4		
Stony Brook					4		

Institution	Bargaining Agent+	Unit Size	Cur. Agent Elected	Initial Contract++	2/4 Yr. College	No. of Campuses#	Contract Expiration
State University of New York (Cont.)							
Medical Centers							
Brooklyn Health Sci. Center					4		
Col. of Optometry at New York City					4		
Stony Brook Health Science Center					4		
Syracuse Health Sci. Center					4		
Suffolk County Community College	NYSUT/AFT	415	1970	1970	2	3	8/31/89
Eastern Campus (Riverhead)					2		
Selden Campus					2		
Western Campus (Brentwood)					2		
o Guild of Administrative Officers	AFSCME	80	1970	1970	2	3	8/31/88
Sullivan County Community College	NEA (ACCF 1974)	120	1978	1976	2	1	8/31/90
*Taylor Business Institute	AFT	60	1969	1970	2	1	6/89
Tompkins-Cortland Community College	NYEA	91	1982	1983	2	1	8/31/92
*Trocaire College	Ind.	34 ft 46 pt	1974	1981	2	1	8/15/92

Institution	Bargaining Agent+	Unit Size	Cur. Agent Elected	Initial Contract++	2/4 Yr. College	No. of Campuses#	Contract Expiration
NEW YORK (Cont.)							
Ulster County Community College	Ind. (NEA 1970, ACCF 1972, NYEA/NEA 1978)	86	1989	1970	2	1	8/31/90
o Administrative Staff	NYEA/NEA (OPAP 1970)	57	1984	1970	2	1	8/31/90
U.S. Merchant Marine Academy	AFGE	75	1978	1968	4	1	1974
*Utica College of Syracuse University	AAUP	110 ft	1976	1977	4	1	6/30/90
Westchester Community College	NYSUT/AFT	210	1969	1969	2	1	8/31/88
OHIO							
Central State University	AAUP	125	1985	1985	4	1	8/31/91
Cincinnati Technical College	AAUP	135	1989	---	2	1	
Cuyahoga Community College District	AAUP	372 ft	1977	1978	2	3	9/1/92
Eastern Campus						2	
Metropolitan Campus						2	
Western Campus						2	
*Dyke College	AFT	18 ft	1975	1976	4	1	8/31/91

Institution	Bargaining Agent+	Unit Size	Cur. Agent Elected	Initial Contract++	2/4 Yr. College	No. of Campuses#	Contract Expiration
OHIO (Cont.)							
Edison State College	NEA	43	1985	1986	2	1	8/31/92
Hocking Technical College	OEA/NEA	55	1986	1988	2	1	12/31/90
Jefferson Technical College	OEA/NEA	46	1985	1986	2	1	12/31/91
Kent State University	AAUP ⁶² (AAUP/NEA 1975)	877 ft	1977	1978	2/4	8	9/16/92
Astabula Regional Campus					2		
East Liverpool Regional Campus					2		
Geauga Regional Campus					2		
Main Campus					4		
Salem Regional Campus					2		
Stark County Regional Campus					2		
Trumbull Regional Campus					2		
Tuscarawas Regional Campus					2		
Lakeland Community College	NEA	114 ft	1978	1978	2	1	8/31/91
Northwest Technical College	NEA	35	1975	1973	2	1	8/31/91
Owens Technical College	AFT (Ind.)	90	1989		2	1	
Y*Rio Grande College & Community College	Ind.	76	1976	1985	2/4	1	Salaries Only-6/90 Tenure-6/30/88

Institution	Bargaining Agent+	Unit Size	Cur. Agent Elected	Initial Contract++	2/4 Yr. College	No. of Campuses#	Contract Expiration
OHIO (Cont.)							
Shawnee State University	NEA	87	1975	1976	4	1	8/31/90
Southern State Community College	NEA	40	1985	1986	2	3	8/31/92
Central Campus					2		
North Campus					2		
South Campus					2		
Terra Technical College	NEA	46	1985	1986	2	1	8/31/91
University of Cincinnati	AAUP	1,905	1975	1976	2/4	4	8/31/92
Clermont General & Tech. Col.					2		
Col. of Applied Science					2		
Raymond Walters Col.					2		
University Col.					4		
Y*Wilberforce University	AAUP	49 ft	1979	1979	4	1	5/31/93
Youngstown State University	NEA	425 ft	1972	1973	2/4	1	9/25/91
OREGON							
Blue Mountain Community College	NEA/OEA	71 ft	1975	1976	2	1	6/30/90

Institution	Bargaining Agent+	Unit Size	Cur. Agent Elected	Initial Contract++	2/4 Yr. College	No. of Campuses#	Contract Expiration
OREGON (Cont.)							
Central Oregon Community College	Ind. ⁴³ (Ind. 1975, NEA 1979)	72 ft 20 pt	1985	1977	2	1	6/30/92
Chemeketa Community College	NEA/OEA	225	1974	1974	2	1	6/30/91
o Adjunct Faculty	NEA/OEA	320 pt	1984	1984	2	1	6/30/91
Clackamas Community College	NEA/OEA	148 ft	1975	1973	2	1	6/30/92
Clatsop Community College	NEA	36 ft	1975	1975	2	1	6/30/91
Lane Community College	NEA	268 ft	1974	1974	2	1	6/30/90
Linn-Benton Community College	Ind.	143 ft	1974	1974	2	1	6/30/91
Mount Hood Community College	Ind.	173 ft	1975	1976	2	1	8/31/91
o Part-time Faculty	NEA/OEA	400	1982	1984	2	1	6/30/91
Portland Community College	OFT/AFT	377	1974	1975	2	3 ⁴⁴	8/31/92
Cascade Campus					2		
Rock Creek Campus					2		
Sylvania Campus					2		
o Part-time Faculty	OFT/AFT	984	1984	1986	2	3	9/14/91
Portland State University	AAUP	548	1978	1979	4	1	6/30/89
o Part-time Faculty	AFT	200	1978	1979	4	1	6/30/89

Institution	Bargaining Agent+	Unit Size	Cur. Agent Elected	Initial Contract++	2/4 Yr. College	No. of Campuses#	Contract Expiration
OREGON (Cont.)							
Rogue Community College	NEA/OEA	61 ft	1975	1975	2	1	6/30/90
Y Southern Oregon State College	Ind.	193 ft	1973	1975	4	1	6/30/89
Southwestern Oregon Community College	AFT	65 f/pt	1974	1974	2	1	6/30/90
Treasure Valley Community College	NEA	55		1980	2	1	6/30/88
Western Oregon State College	AFT	171 f/pt	1977	1977	4	1	6/30/91
*Western States Chiropractic College	Ind./AFT	20 ft 15 pt	1978	1979	4	1	6/30/90

PENNSYLVANIA

Bucks County Community College	AFT	181	1971	1972	2	1	8/14/92
Community College of Allegheny County	AFT	362	1971	1972	2	4	8/22/92
Allegheny Campus						2	
Boyce Campus						2	
North Campus (Pittsburgh)						2	
South Campus (West Mifflin)						2	

Institution	Bargaining Agent+	Unit Size	Cur. Agent Elected	Initial Contract++	2/4 Yr. College Campuses#	No. of Contract Expiration
PENNSYLVANIA (Cont.)						
Community College of Beaver County	NEA (AFT 1970)	54 ft	1973	1972	2	1 8/31/92
Community College of Philadelphia	AFT	358 ft	1970	1970	2	1 ⁴³ 8/31/90
o Adjunct Faculty	AFT	564 pt	1978	1983	2	1 8/31/90
Delaware County Community College	NEA	100 ft	1974	1975	2	1 8/20/84
*Lackawanna Junior College	NEA	22 ft	1979	1980	2	1 12/31/89
Lehigh County Community College	NEA	70 ft	1970	1972	2	1 8/31/91
Lincoln University	AAUP	80 ft	1972	1973	4	1 8/31/88
Luzerne County Community College	NEA	109	1971	1971	2	1 8/31/90
Mongomery County Community College	AFT (AAUP 1979)	150 ft	1982	1980	2	1 8/31/91
*Moore College of Art	AFT	30 ft 20 pt	1971	1971	4	1 8/31/88
Northampton County Area Community College	AFT	101	1976	1977	2	1 6/30/92

Institution	Bargaining Agent+	Unit Size	Cur. Agent Elected	Initial Contract++	2/4 Yr. College Campuses#	No. of Contract Expiration
PENNSYLVANIA (Cont.)						
Pennsylvania College of Technology ⁴⁶	NEA	185	1971	1972	2	2 8/31/91
Natural Resources North Campus					2	2
Pennsylvania State System of Higher Education	APSCUF/ AFT ⁴⁷	5,190 f/pt	1971	1971	4	14 6/30/90
	(NEA 1971, Ind. 1977, APSCUF/AFT/AAUP 1979)					
Bloomsburg Univ. of Penn.					4	
California Univ. of Penn.					4	
Cheyney Univ. of Penn.					4	
Clarion Univ. of Penn.					4	
East Stroudsburg Univ. of Penn.					4	
Edinboro Univ. of Penn.					4	
Indiana Univ. of Penn.					4	
Kutztown Univ. of Penn.					4	
Lock Haven Univ. of Penn.					4	
Mansfield Univ. of Penn.					4	
Millersville Univ. of Penn.					4	
Shippensburg Univ. of Penn.					4	
Slippery Rock Univ. of Penn.					4	
West Chester Univ. of Penn.					4	
Reading Area Community College	AFT	35	1974	1975	2	1 6/30/90
*Robert Morris College	AFT	121 ft	1974	1975	4	1 4/12/89

Institution	Bargaining Agent+	Unit Size	Cur. Agent Elected	Initial Contract++	2/4 Yr. College Campuses#	No. of Contract Expiration
PENNSYLVANIA (Cont.)						
*Spring Garden College	AFT	50 ft	1979	1979	4	1 8/31/90
Temple University	AAUP/AFT	1164	1972	1973	4	3 6/30/90
Ambler Campus					4	
Philadelphia Campus					4	
Tyler School of Art Campus					4	
Temple University Law School	Ind.	43 ft	1973	1973	4	1 6/30/91 Salaries Only
University of Pittsburgh Part-time Faculty	AAUP/AFT	922	1989	---	4	5
University of Pittsburgh Medical School (See also "No Agent" Listing)	Ind.	831 f/pt	1976	---	4	1
*University of Scranton	Ind.	230 ft	1974	1974	4	1 8/31/92
Westmoreland County Community College	NEA	83 ft	1972	1972	2	1 6/30/93
RHODE ISLAND						
*Bryant College	AFT	128 ft 140 pt	1967	1967	4	1 7/31/92

 Institution Bargaining Agent+ Unit Size Cur. Agent Elected Initial Contract++ 2/4 Yr. College Campuses# No. of Contract Expiration

RHODE ISLAND (Cont.)

Community College of Rhode Island NEA 321.5 f/pt 1972 1972 2 2 6/30/90
 Lincoln Campus 2
 Warwick Campus 2

Rhode Island College AFT 375 ft 1972 1972 4 1 6/30/90

*Rhode Island School of Design NEA 97 ft 1978 1979 4 1 6/30/90

o Adjunct Faculty NEA 93 pt 1980 4 1 6/30/90

*Roger Williams College NEA 119 ft 56 pt 1972 1973 4 2 6/30/92

Bristol Campus 4
 Providence Branch 4

University of Rhode Island AAUP 688 1971 1972 4 4 6/30/90

C.C.E. Campus 4
 Kingston Campus 4
 Narragansett Bay Campus 4
 W. Alton Jones Campus 4

SOUTH DAKOTA

*National College of Business NEA 40 ft 1976 1977 4 1 8/31/87

Institution	Bargaining Agent+	Unit Size	Cur. Agent Elected	Initial Contract++	2/4 Yr. College	No. of Campuses#	Contract Expiration
<u>SOUTH DAKOTA (Cont.)</u>							
South Dakota Board of Regents System	NEA	1,250 ft	1977	1979	4	6	6/30/92
Black Hills St. Univ.					4		
Dakota St. Univ.					4		
Northern St. Univ.					4		
S.D. Sch. of Mines & Tech.					4		
S.D. State University					4		
Univ. of South Dakota					4		

VERMONT

Vermont State Colleges	AFT	232	1973	1975	2/4	4	8/31/90
Castleton St. Col.					4		
Johnson St. Col.					4		
Lyndon St. Col.					4		
Vermont Tech. Col.					2		
o Adjunct Faculty	AFT	68	1987	---	2/4	4	

WASHINGTON

Bellevue Community College	NEA	450 ft	1972	1972	2	1	8/31/91
----------------------------	-----	--------	------	------	---	---	---------

Institution	Bargaining Agent+	Unit Size	Cur. Agent Elected	Initial Contract++	2/4 Yr. College	No. of Campuses#	Contract Expiration
WASHINGTON (Cont.)							
Big Bend Community College	WEA/NEA (Ind./NEA 1965, AFT 1975)	44	1980	1972	2	1	6/12/90
Centralia College ⁶⁰	AFT (NEA 1968)	80 ft 124 pt	1986	1986	2	1 ⁴⁹	6/30/92
Clark College	NEA (Ind.)	65	1974	1964	2	1	9/1/82
Columbia Basin Community College	WEA/NEA	37 f/pt	1972	1973	2	1	6/30/89
Edmonds Community College	AFT (Ind. 1969)	115 ft 300 pt	1975	1976	2	1 ³⁰	6/30/91
Everett Community College	AFT (Ind. 1969)	114 ft 128 pt	1975	1976	2	1	6/30/90
Green River Community College	AFT/NEA	103 ft 120 pt	1972	1973	2	1	5/15/90
Highline Community College	NEA	132 ft 250 pt	1965	1969	2	1	8/31/91
Lower Columbia College	LCCFA (NEA 1967)	82	1981	1972	2	1	6/30/90
Olympic College	NEA	96 ft 231 pt	1964		2	1	6/30/91

Institution	Bargaining Agent+	Unit Size	Cur. Agent Elected	Initial Contract++	2/4 Yr. College Campuses#	No. of Expiration
WASHINGTON (Cont.)						
Peninsula College	NEA/WEA	43 ft 65 pt	1967	1980	2	1 6/30/89
Pierce College ¹	Ind. (SEIU 1981; NEA 1969)	96 ft 300 pt	1989	1969	2	1 4/12/92
Seattle Community College District VI	AFT	330	1968	1968	2	3 8/31/91
Central Campus					2	
North Campus					2	
South Campus					2	
Shoreline Community College	AFT (NEA 1970)	302 f/pt	1974	1975	2	1 6/30/89
Skagit Valley College	NEA	88 ft 200 pt	1965	1969	2	2 6/30/89
Mount Vernon Campus					2	
Whidbey Campus					2	
South Puget Sound ² Community College	AFT (NEA 1968)	63 ft 125 pt	1986	1986	2	1 6/30/89
Spokane Falls Community College District XVII	NEA	350 ft 650 pt	1970	1977	2	2 8/31/88
Spokane Comm. Col.					2	
Spokane Falls Comm. Col.					2	

Institution	Bargaining Agent+	Unit Size	Cur. Agent Elected	Initial Contract++	2/4 Yr. College	No. of Campuses#	Contract Expiration
WASHINGTON (Cont.)							
Tacoma Community College	AFT	81 ft 205 pt	1972	1973	2	1	6/19/88
Walla Walla Community College	NEA	90	1968	1970	2	2	6/30/89
Clarkston Center Main Campus					2 2		
Wenatchee Valley College Main Campus North Campus	NEA	58 ft 120 pt	1965	1975	2 2 2	2	6/30/92
Whatcom Community College	AFT	125 f/pt	1975	1976	2	1	8/31/91
Yakima Valley Community College	AFT (NEA 1971, AFT 1973)	375 f/pt	1978	1973	2	1	6/30/89
WISCONSIN							
Blackhawk Vocational Technical College	AFT/WFT	89	1972	1974	2	1	6/30/89

Institution	Bargaining Agent+	Unit Size	Cur. Agent Elected	Initial Contract++	2/4 Yr. College	No. of Campuses#	Contract Expiration
WISCONSIN (Cont.)							
Chippewa Valley Technical College ⁵³	WEA/NEA	188	1985	1969	2	3	6/30/91
Chippewa Falls Campus					2		
Menomonie Campus					2		
River Falls Campus					2		
Fox Valley Technical Institute	NEA	200	1968	1969	2	2	6/30/87
Fox Valley Tech. Inst.- Appleton					2		
Fox Valley Tech. Inst.- Oshkosh					2		
Gateway Technical College	WEA/NEA (AFT 1972)	250	1982	1973	2	4	6/30/89
Gateway Aviation Cntr. Kenosha					2		
Gateway Tech.-Elkhorn					2		
Gateway Tech.-Kenosha					2		
Gateway Tech.-Racine					2		
Lakeshore Technical College	NEA/LEA	92 ft	1968	1968	2	1	6/30/89
Madison Area Vocational & Technical	AFT	375	1969	1969	2	5	6/30/89
Mad. Area Tech. Col.-Ft. Atkinson					2		
Mad. Area Tech. Col.-Madison					2		
Mad. Area Tech. Col.-Portage					2		
Mad. Area Tech. Col.-Reedsburg					2		
Mad. Area Tech. Col.-Watertown					2		

Institution	Bargaining Agent+	Unit Size	Cur. Agent Elected	Initial Contract++	2/4 Yr. College	No. of Campuses#	Contract Expiration
WISCONSIN (Cont.)							
Mid-State Technical College	NEA	87	1970	1970	2	3	8/23/89
Marshfield					2		
Stevens Point					2		
Wisconsin Rapids					2		
Milwaukee Area Technical College	AFT	600	1963	1967	2	4	6/30/89
Milwaukee Campus					2		
North Campus					2		
South Campus					2		
West Campus					2		
Moraine Park Technical College	AFT	138	1969	1969	2	3	6/30/91
Beaver Dam Campus					2		
Fond du Lac Campus					2		
West Bend Campus					2		
North Central Technical Institute	NEA	138	1969	1969	2	2	6/30/87
Main Campus-Wausau					2		
Satellite-Antigo					2		

 Institution Bargaining Agent+ Unit Size Cur. Agent Elected Initial Contract++ 2/4 Yr. College Campuses# No. of Contract Expiration

WISCONSIN (Cont.)

Northeast Wisconsin Technical College	NEA (AFT 1967)	195	1972	1972	2	3	8/24/91
Green Bay Campus					2		
Marinette Campus					2		
Sturgeon Bay Campus					2		
*Northland College	Ind.	42 ft	1975	1979	4	1	6/30/90
Southwest Wisconsin Technical College	AFT	90 f/pt	1972	1978	2	1	6/30/90
Waukesha County Technical College	NEA	156 ft 94 pt	1967	1967	2	3	7/31/89
Menomonie Falls Campus					2		
Pewaukee (Main Campus)					2		
Waukesha Campus					2		
Western Wisconsin Technical Institute	AFT (Ind. 1976)	170	1976	1977	2	1	6/30/89
Wisconsin Indianhead VTAE District	AFT	140	1972	1972	2	4	6/30/89
Ashland Campus					2		
New Richmond Campus					2		
Rice Lake Campus					2		
Superior Campus					2		

Institution	Bargaining Agent+	Unit Size	Cur. Agent Elected	Initial Contract++	2/4 Yr. College	No. of Campuses#	Contract Expiration
<u>GUAM</u>							
University of Guam	GFT/AFT	90	1985	1976	4	1	1991

FOOTNOTES

⁺As long as a certificate of recognition is in effect, the institution is designated as having a bargaining agent, even if no collective bargaining has ever taken place. No distinction is made between agent elections and/or voluntary recognition.

⁺⁺Three dashes (---) in this column indicate that no contract has been signed, according to available information.

[#]For purposes of this study, the National Center for Education Statistics' (NCES) definition of a branch campus, along with institutional self-reporting, was used. NCES defines branch campuses as those possessing the following characteristics: a permanent administration, offer programs at least two years in length, located in a community different from parent institutions so as not to be within commuting distance.

^{*}Private institution.

^{**}First contract between parties.

^YCollege and universities that have exercised a Yeshiva-like claim.

ft indicates full-time, pt part-time.

1. Sources for this publication: communication with institutions, faculty organizations, The Chronicle of Higher Education, Higher Education Daily, and Government Employee Relations Report. Data on bargaining unit size, date of first contract and number of campuses have been obtained from the institutions and agents.

2. The University of Alaska, a statewide system of higher education, restructured itself from 15 separate accredited institutions (which included all the former Community Colleges) to four separate accredited institutions. The former community colleges, with the exception of Prince William Sound Community College, became extended colleges of one of the three new University centers.

3. The recognized bargaining agent, CTA/NEA defeated a decertification attempt by an Independent association, (1983).

4. Independent agent. Certification covers professional and non-professional librarians. No collective bargaining activity reported; union in inactive status.

5. Formerly Marin Community College.

6. Includes two educational centers.

7. See "No-Agent" Listing.

8. Includes five off-campus locations.

9. Includes 7 campus centers: Alemany, Chinatown C.C. Center, C.C. Skills Center, Downtown Center, John Adams Community Center, John O'Connell C.C.

Center and Mission C.C. Center.

10. Santa Clarita Community College District encompasses the College of the Canyons, listed in previous Directories.

11. Includes eight outreach centers.

12. Includes three satellite centers.

13. The only organized faculty bargaining unit is at the University of California at Santa Cruz.

14. Members of three Florida unions representing Florida State University System (UFF), several community colleges (UCCFF), and faculty at two private colleges merged their organization into the United Faculty of Florida, Local 1847 of AFT (1979). In 1982, AFT dechartered UFF; UFF then affiliated with NEA.

15. Rejected decertification/opt out election (Sept. 1981).

16. Rejected decertification attempt (1978).

17. Chicago State, Eastern Illinois, Governors State, Northeastern Illinois, and Western Illinois Universities bargain collectively as one unit.

18. Formerly Thornton Community College.

19. East St. Louis Community College and State Community College merged into State Community College of East St. Louis.

20. The recognized bargaining agent, AAUP/NEA, defeated a decertification attempt by the AFT (1979).

21. Rejected decertification attempt (1978).

22. The Board of Regents of Higher Education is comprised of the Massachusetts Community College System and Massachusetts State Colleges; they bargain as two separate units.

23. The recognized bargaining agent, MTA/NEA, defeated a decertification attempt by the AFT (1983).

24. See footnote 21.

25. University of Massachusetts-Amherst campus rejected decertification attempt (1980).

26. Includes the Miller-Searle Campus Center.

27. The University of Minnesota has 5 campuses: Twin Cities, Morris, Duluth, Crookston, Waseca. Twin Cities, Morris, and Duluth are 4-year institutions; Crookston and Waseca are 2-year institutions. Duluth and Waseca are the only unionized campuses and they bargain together as a unit.

28. University of Nebraska-Law.

29. Rejected decertification attempt (Jan. 1979).
30. Includes one campus center.
31. Includes the Kerney Campus Center.
32. Formerly Somerset County College.
33. Union College and Union County Technical Institute merged into Union County College. The AAUP, which had held agent status at Union College, defeated the NEA, the bargaining agent at Union County Technical Institute, for agent status at the newly organized institution. (Vote: AAUP-109, NEA-67).
34. Formerly Rutgers Medical School.
35. Includes five extension centers.
36. Associated Community College Faculties no longer independent union as of 8/31/78; individual locals voted to affiliate with either NYSUT/AFT or NYEA/NEA.
37. AAUP affiliated with PSC/AFT (February 1981).
38. The initial faculty agent was elected in 1967. In 1971, separate staff and adjunct bargaining agents were also elected. The three units were subsequently combined into one in 1972.
39. Includes the Capital District Educational Campus Center.
40. Adjunct faculty which had previously been designated a separate bargaining unit is included with the full-time faculty unit as of 1985.
41. United University Professions defeated challenge to agent status by NYEA (December 1978). Unit includes the faculty and non-teaching professionals.
42. Faculty at Kent State University voted to sever ties with NEA, while retaining affiliation with AAUP (1979).
43. Unit voted to disaffiliate with NEA (1985).
44. Includes Ross Island, Southeast and Stadium Campus Centers.
45. Includes thirty-seven sites.
46. Formerly Williamsport Area Community College.
47. APSCUF is the bargaining agent regardless of with whom they are affiliated.
48. Centralia College and South Puget Sound Community College, which had bargained separately had been merged into District XII. In 1988, legislation was passed separating the district.
49. Includes Garrett Heyns Educational Center.

50. Edmonds CC provides educational services for the State Dept. of Corrections. The unit does not differentiate among teaching assignments.

51. Formerly Fort Steilacoom Community College.

52. See footnote 45.

53. Formerly District I Technical Institute, and Area Vocational Technical & Adult Education District I.

ADJUNCT FACULTY CONTRACTS AND BARGAINING AGENTS
IN PUBLIC AND PRIVATE INSTITUTIONS
IN THE UNITED STATES



**ADJUNCT FACULTY CONTRACTS AND BARGAINING AGENTS IN
PUBLIC AND PRIVATE INSTITUTIONS IN THE UNITED STATES**

Institutions	Bargaining Agent	Unit Size	Cur. Agent Elected	Initial Contract	2/4 Yr. College	No. of Campuses	Contract Expiration
CALIFORNIA							
Coast Community College	NEA	1,100	1979	1980	2	3	6/30/90
Coastline Comm. Col.					2		
Golden West Comm. Col.					2		
Orange Coast Comm. Col.					2		
Rancho Santiago Comm. Col. District	NEA				2	1	6/30/88
*University of San Francisco	AFT	251	1981	1985	4	1	12/30/88

DISTRICT OF COLUMBIA

American University	ELIFA	18	1982	1982	4	1	4/88
---------------------	-------	----	------	------	---	---	------

ILLINOIS

Oakton Community College	NEA	75	1985	1987	2	1	8/10/90
--------------------------	-----	----	------	------	---	---	---------

Institutions	Bargaining Agent	Unit Size	Cur. Agent Elected	Initial Contract	2/4 Yr. College	No. of Campuses	Contract Expiration
MAINE							
University of Maine System	PATFA/AFT	302	1986	1988	4	7	8/31/92
Univ. of Maine					4		
Univ. of Maine-Augusta					4		
Univ. of Maine-Farmington					4		
Univ. of Maine-Fort Kent					4		
Univ. of Maine-Machias					4		
Univ. of Maine-Presque Isle					4		
Univ. of Southern Maine					4		

MASSACHUSETTS

*Berklee College of Music	AFT	54	1985	1986	4	1	6/1/89
Massachusetts Community College System	NEA/MTA/ MCCC	1,800	1987	---	2	17	
Berkshire Comm. Col.					2		
Blue Hills Comm. Col.					2		
Bristol Comm. Col.					2		
Bunker Hill Comm. Col.					2		
Cape Cod Comm. Col.					2		
Greenfield Comm. Col.					2		
Holyoke Comm. Col.					2		
Massachusetts Bay Comm. Col.					2		
Massasoit Comm. Col.					2		
Middlesex Comm. Col.					2		
Mt. Wachusett Comm. Col.					2		
North Shore Comm. Col.					2		

Institutions	Bargaining Agent	Unit Size	Cur. Agent Elected	Initial Contract	2/4 Yr. College	No. of Campuses	Contract Expiration
--------------	------------------	-----------	--------------------	------------------	-----------------	-----------------	---------------------

Massachusetts Community College System (Cont.)

Northern Essex Comm. Col.					2		
Quincy Junior Col.					2		
Quinsigmond Comm. Col.					2		
Roxbury Comm. Col.					2		
Springfield Tech. Comm. Col.					2		

Massachusetts State College	NEA/MTA	1,1050 pt	1987	---	4	9	
-----------------------------	---------	-----------	------	-----	---	---	--

Bridgewater St. Col.					4		
Fitchburg St. Col.					4		
Framingham St. Col.					4		
Massachusetts Col. of Art					4		
Massachusetts Maritime Academy					4		
North Adams St. Col.					4		
Salem St. Col.					4		
Westfield St. Col.					4		
Worcester St. Col.					4		

Southeastern Massachusetts University	AFT	40	1985	1986	4	1	6/30/89
---------------------------------------	-----	----	------	------	---	---	---------

MICHIGAN

Northern Michigan University	NEA	24	1980	1980	2	1	8/25/89
------------------------------	-----	----	------	------	---	---	---------

Institutions	Bargaining Agent	Unit Size	Cur. Agent Elected	Initial Contract	2/4 Yr. College	No. of Campuses	Contract Expiration
NEW YORK (Cont.)							
Dutchess Community College	NEA (NYSUT/AFT 1985)	270	1987	1987	2	1	8/31/90
Long Island University, C.W. Post Center	CWA (NYEA/NEA 1978)	1,000	1987	1979	4	1	10/31/90
Nassau Community College	NYSUT/AFT (AFA)	1,620	1974	1974	2	1	9/30/91
OREGON							
Chemeketa Community College	NEA/OEA	320	1984	1984	2	1	6/30/91
Mount Hood Community College	NEA/OEA	400	1982	1984	2	1	6/30/91
Portland Community College	OFT/AFT	984	1984	1986	2	3	9/14/91
Cascade Campus					2		
Rock Creek Campus					2		
Sylvania Campus					2		
Portland State University	AFT	200	1978	1979	4	1	6/30/89

Institutions	Bargaining Agent	Unit Size	Cur. Agent Elected	Initial Contract	2/4 Yr. College	No. of Campuses	Contract Expiration
<u>PENNSYLVANIA</u>							
Community College of Philadelphia	AFT	564	1978	1983	2	1	8/31/90

RHODE ISLAND

Rhode Island School of Design	NEA	93	1980		4	1	6/30/90
-------------------------------	-----	----	------	--	---	---	---------

VERMONT

Vermont State Colleges	AFT	68	1987	---	2/4	4	
Castleton St. Col.						4	
Johnson St. Col.						4	
Lyndon St. Col.						4	
Vermont Tech. Col.						2	

FOOTNOTES

1. Continuing Education Faculty
2. Skills Center Instructors

GRADUATE AND TEACHING ASSISTANT CONTRACTS AND BARGAINING
AGENTS IN PUBLIC AND PRIVATE INSTITUTIONS
IN THE UNITED STATES



**GRADUATE AND TEACHING ASSISTANT CONTRACTS AND BARGAINING AGENTS
IN PUBLIC AND PRIVATE INSTITUTIONS IN THE UNITED STATES**

Institution	Bargaining Agent	Unit Size	Cur. Agent Elected	Initial Contract	2/4 Yr. College	No. of Campuses	Contract Expiration
<u>FLORIDA</u>							
Florida State University System-Graduate Assistants United	UFF/FTP/ NEA	3,300		1982	4	2	4/30/89
Univ. of Florida					4		
Univ. of S. Florida					4		
<u>MICHIGAN</u>							
University of Michigan	AFT	1,800	1976	1976	4	3	3/1/89
Ann Arbor					4		
Dearborn					4		
Flint					4		
<u>NEW JERSEY</u>							
Rutgers State University of New Jersey	AAUP	1,573 (TA/GA)	1970	1971	4	3	6/30/89
Camden Campus					4		
New Brunswick Campus					4		
Newark Campus					4		

Institution	Bargaining Agent	Unit Size	Cur. Agent Elected	Initial Contract	2/4 Yr. College	No. of Campuses	Contract Expiration
<u>OREGON</u>							
University of Oregon	AFT	1,000	1977	1978	4	1	6/30/89
<u>WISCONSIN</u>							
University of Wisconsin-Madison	TAA/AFT	2,400	1987	1988	4	1	6/30/89

FACULTY COLLECTIVE BARGAINING AT
CANADIAN UNIVERSITIES

FACULTY COLLECTIVE BARGAINING AT CANADIAN UNIVERSITIES*

Institution	Affiliation	Unit Size	Cur. Agent Elected	Initial Contract++	Contract Expiration
ALBERTA**					
University of Alberta	CAUT ¹	2,034	1982		Annual
University of Athabasca	CAUT	111	1982		Annual
University of Calgary	CAUT	1,346	1982		6/30/92
University of Lethbridge	CAUT	278	1982		Annual
MANITOBA					
Brandon University	CAUT	195	1978	1978	3/31/90
Saint-Boniface	ACPU/MGEA	43	1983	1977	3/31/90
University of Manitoba	CAUT	886	1974	1975	3/31/90
University of Winnipeg	CAUT	245	1981	1982	3/31/90
NEW BRUNSWICK					
Universite de Moncton	ACPU	327	1976	1977	6/30/90
Mount Allison University	CAUT	116	1982	1984	6/30/91

Institution	Affiliation	Unit Size	Cur. Agent Elected	Initial Contract++	Contract Expiration
<u>NEW BRUNSWICK</u> (Cont.)					
St. Thomas University	CAUT	84	1976	1977	6/30/90
Saint-Louis Maillet	ACPU	49	1972	1972	8/31/91
Shippagan	ACPU	24	1978	1978	6/30/92
University of New Brunswick	CAUT	592	1979	1980	6/30/91
<u>NEW FOUNDLAND</u>					
Memorial University	CAUT	927	1988	1988	3/31/90
<u>NOVA SCOTIA</u>					
Acadia University	CAUT	225	1976	1977	7/92
Dalhousie University	CAUT	711	1978	1978	6/30/90
Mount St. Vincent University	CAUT	148	1989	1989	3/31/91
Nova Scotia College of Art and Design	CAUT	60	1985	1985	6/30/90
St. Francis Xavier University	CAUT	123		---	

Institution	Affiliation	Unit Size	Cur. Agent Elected	Initial Contract++	Contract Expiration
NOVA SCOTIA (Cont.)					
Saint Mary's University	CAUT	200	1974	1974	8/31/91
o Professional Librarians	CAUT	7	1974	1974	8/31/91
Technical University of Nova Scotia	CAUT	112	1980	1980	6/30/92
Universite Sainte-Anne	ACPU	38	1982	1980	6/30/89
University College of Cape Breton	CAUT	98	1975	1976	6/30/91
ONTARIO					
Algoma University College	CAUT	33	1976	1980	6/30/91
Algonquin Community College	OPSEU	795	1971	1971	8/31/89
Cambrian Community College	OPSEU	392	1971	1971	8/31/89
Canadore Community College	OPSEU	202	1971	1971	8/31/89
Carleton University	CAUT	689	1975	1975	4/30/91
Centennial Community College	OPSEU	506	1971	1971	8/31/89
Conestoga Community College	OPSEU	382	1971	1971	8/31/89

Institution	Affiliation	Unit Size	Cur. Agent Elected	Initial Contract++	Contract Expiration
<u>ONTARIO (Cont.)</u>					
Confederation Community College	OPSEU	252	1971	1971	8/31/89
Durham Community College	OPSEU	231	1971	1971	8/31/89
Fanshawe Community College	OPSEU	609	1971	1971	8/31/89
George Brown Community College	OPSEU	783	1971	1971	8/31/89
Georgian Community College	OPSEU	324	1971	1971	8/31/89
Hearst University	ACPU	12	1982	1983	6/30/91
Humber Community College	OPSEU	660	1971	1971	8/31/89
Lakehead University	CAUT	273	1979	1981	6/30/90
o Professional Librarians	CAUT	11	1979	1981	6/30/90
Lambton Community College	OPSEU	161	1971	1971	8/31/89
Laurentian University	CAUT	278	1979	1980	6/30/92
Loyalist Community College	OPSEU	193	1971	1971	8/31/89
Mohawk Community College	OPSEU	609	1971	1971	8/31/89
Niagara Community College	OPSEU	307	1971	1971	8/31/89
Northern Community College	OPSEU	172	1971	1971	8/31/89

Institution	Affiliation	Unit Size	Cur. Agent Elected	Initial Contract++	Contract Expiration
<u>ONTARIO (Cont.)</u>					
Ontario Institute for Studies in Education	CAUT	114	1977	1977	6/30/91
Ryerson Polytechnical Institute	None	590	1964	1966	7/1/89
St. Clair Community College	OPSEU	379	1971	1971	8/31/89
St. Lawrence Community College	OPSEU	388	1971	1971	8/31/89
Sault Community College	OPSEU	200	1971	1971	8/31/89
Seneca Community College	OPSEU	685	1971	1971	8/31/89
Sheridan Community College	OPSEU	553	1971	1971	8/31/89
Sir Sandford Fleming Community College	OPSEU	334	1971	1971	8/31/89
Trent University	CAUT	200	1980	1981	6/30/90
University of Ottawa	CAUT	944	1975	1976	4/30/90
University of Windsor	CAUT	547	1977	1976	6/30/90
York University	CAUT	1,067	1977	1976	4/30/91

Institution	Affiliation	Unit Size	Cur. Agent Elected	Initial Contract++	Contract Expiration
<u>QUEBEC</u>					
Bishop's University	FAPUQ ² /CAUT	99	1976	1976	12/31/91
Concordia University	FAPUQ/CAUT	715	1981	1981	5/31/89
Ecole Polytechnique	FAPUQ	194	1979	1979	5/31/91
Institut Armand Frappier	FAPUQ	36	1979	1980	3/31/89
Institut National de la Recherche Scientifique	CEQ ³	55	1973	1973	11/30/89
Universite Laval	ACPU	1,063	1975	1977	5/30/88
Universite de Montreal	FAPUQ	1,200	1975	1975	5/31/91
Universite du Quebec a Chicoutimi	CEQ	210	1979	1979	2/28/89
Universite du Quebec a Hull	None	105	1980	1980	2/28/89
Universite du Quebec a Montreal	CSN ⁴	900	1971	1971	2/28/89
Universite du Quebec dans l'Ouest	CEQ	58	1982	1982	2/28/89
Universite du Quebec a Rimouski	CSN	150	1973	1973	2/28/89

Institution	Affiliation	Unit Size	Cur. Agent Elected	Initial Contract++	Contract Expiration
QUEBEC (Cont.)					
Universite du Quebec a Trois-Rivieres	FAPUQ	300	1971	1971	2/28/89
Universite de Sherbrooke	FAPUQ	335	1974	1976	6/30/89
SASKATCHEWAN					
St. Thomas More College	CAUT	37	1977	1977	6/30/90
University of Regina	CAUT	550	1977	1977	6/30/90
o Admin./Tech./Support	CAUT	80	1978	1978	6/30/90
o Campion College	CAUT	12	1977	1977	6/30/90
o Luther College	CAUT	14	1977	1977	6/30/90
University of Saskatchewan	None	980	1977	1977	6/30/86

TOTAL FACULTY MEMBERS

Under provisions of provincial labor legislation at Canadian universities.

28,574 (excluding CSN and CEQ affiliates)

SPECIAL PLAN BARGAINING: CANADIAN UNIVERSITIES***

<u>Institution</u>	<u>Affiliation</u>	<u>Bargaining Unit Size</u>	<u>Provisions</u>
<u>BRITISH COLUMBIA</u>			
British Columbia	CAUT	1,776	Annual monetary negotiations culminating in interest arbitration (conventional) pursuant to a "Framework Agreement" for bargaining; provides as well for the negotiation of subsidiary agreements on "Conditions of Appointment."
Simon Fraser	CAUT	476	Some terms and conditions negotiable, others may not be unilaterally altered. Annual monetary negotiations culminating in interest arbitration (conventional).
<u>ONTARIO</u>			
Toronto	CAUT	1,761	Special Plan addresses many terms and conditions, either expressly or by reference to prevailing practice; annual monetary negotiations culminating in arbitration.
Guelph	CAUT	556	Comprehensive agreement on terms and conditions of employment; annual salary and benefit negotiations culminating in mediation.
<u>PRINCE EDWARD ISLAND</u>			
Prince Edward Island	CAUT	159	Annual monetary negotiations culminating in interest arbitration (Final Offer Selection) pursuant to a framework document; other terms and conditions not part of Special Plan Bargaining arrangement.

FOOTNOTES

*Information provided by Canadian Association of University Teachers, Ottawa. Most local associations have independent bargaining agent status. CAUT does not hold certificates.

**Statutory recognition in 1982.

***Faculty association and Board of Governors engage in bargaining outside the scope of labor legislation.

1. Canadian Association of University Teachers/Association Canadienne des Professeurs.

2. Federation des Associations de Professeurs des Universites du Quebec.

3. Centrale de l'Enseignement du Quebec.

4. Confederation des Syndicats Nationaux.

5. Ontario Public Service Employees Union.



SUMMARY OF ELECTIONS, UNITED STATES
JANUARY 1 - DECEMBER 31, 1989

SUMMARY OF ELECTIONS - 1989
A. AGENTS ELECTED

Institution	State	Unit Size	Vote	Agent Elected	2/4 Year College
Cincinnati Technical College	OH	135	AAUP No Agent	AAUP	2
Santa Rosa Junior College	CA	1170	AFT-333 IND-242 NEA-133 No-Agent-3	IND	2
Santa Rosa Junior College (Sonoma Developmental Center)	CA	237	RUNOFF IND-477 AFT-401 AFT-94 NEA-22 IND-4 No-Agent-1	AFT	2
University of Pittsburgh (Part-time)	PA	660	AAUP/AFT-329 No-Agent-280	AAUP/AFT	4

B. CHANGE IN AGENT STATUS

Institution	State	Unit Size	Vote	New Agent	Former Agent	2/4 Year College
College of DuPage	IL	256	NEA-89 IND-86 AFT-46 No Agent-2 RUNOFF NEA-125 IND-97	NEA	IND	2

B. CHANGE IN AGENT STATUS - Continued

*Niagara University	NY	140	IND AAUP	AAUP	IND	4
Owens Technical College	OH	90	AFT-66 No Agent-5	AFT	IND	2
Parkland College	IL	175	AFT-40 No Agent-4	AFT	IND	2
Pierce College	WA	96 ft 300 pt	SEIU IND	IND	SEIU	2
*Post College	CT	26	AAUP-25 No Agent-0	AAUP	IND	4
Ulster Community College	NY	86	NEA IND	NEA	IND	2

C. CHALLENGE TO AGENT STATUS

No successful challenge to agent status was reported whereby the existing agent lost representation rights.

D. AGENTS DECERTIFIED

Institution	State	Unit Size	Vote	Decertified	Agent	2/4 Year College
*Marymount University	VA	51	N/A	AAUP		4

SUMMARY OF ELECTIONS - 1989 - Continued

E. NO AGENT VOTES

Institution	State	Unit Size	Vote	Agent Defeated	2/4 Year College
Miami University	OH	---	No Agent--416 MFA/AAUP-243	MFA/AAUP	4
Montana State University	MT	---	No Agent-285 AFT-119	AFT	4


F. FIRST CONTRACTS SIGNED IN 1989

Institution	State	Unit Size	Agent	Contract Expiration	2/4 Year College
City Colleges of Chicago (Professional Staff)	IL	250	AFT	7/93	2
Hudson County Community College	NJ	45	NJEA/NEA	6/91	2
Hudson County Community College (Administrators)	NJ	23	NJEA/NEA	6/91	2
Massachusetts State Colleges (Part-time)	MA	1050	MTA/NEA	8/92	4

STATISTICAL ANALYSIS

Note: The information contained in this section reflects the use of a new NCSCBHEP data base. "Other than faculty" agents and contracts have been deleted from the faculty Directory and will be included in a new directory to be published by the Center. See Table 18 for a listing of all deleted units.

To ease the transition from the 1989 to 1990 faculty Directory, and for comparative purposes, an adjusted data base was established. This new data base removes "other than faculty" units from the 1989 calculations and then uses the revised numbers to compute increases or decreases. See page 126A for a summary of the adjusted data base.



"HOW WE COUNT"

Due to the peculiarities of the demographics of collective bargaining in higher education, we continued to receive queries as to the methods we employ to "count". Set forth below are several explanations as to our "counting" process which, we hope, will be of value to the reader.

INSTITUTIONS: Institutions are identified as colleges and universities that may be autonomous entities having a single campus (University of Montana), or as multi-campus systems (California State University) which bargain collectively as one. Each institution is represented by a single agent and is counted as one agent and/or one contract. The current volume of the Directory shows over 400 agents in institutions involved in faculty collective bargaining. However, this figure embraces more than 1,000 campuses. In the example of SUNY, although there are 30 campuses, for the purposes of the Directory this is tabulated as one institution, one agent and 30 campuses.

CAMPUSES: To present another demographic perspective, we also have included a campus "count". Campuses are defined in accordance with the National Center for Education Statistics measure as having the following characteristics: a permanent administration, offer programs at least two years in length, and are located in a community different from parent institutions so as not to be within commuting distance. Using SUNY once again, the 30 campuses include the State University Colleges at Buffalo, New Paltz and Potsdam, etc., however, all are covered by a single agreement. Our own college, Baruch, is one of the 19 campuses included in CUNY and, while reflected in the campus count, is subsumed under CUNY in the institution count.

TWO YEAR/FOUR YEAR: Those institutions that contain two-and four-year colleges within the same system, such as CUNY, are recorded as four-year institutions. However, the two-year components are tabulated as such under the campus count. For example, Queensborough Community College is shown as a unionized two-year campus but its collective bargaining agreement status is tabulated as one of the 19 campuses under one institution, CUNY.

"WHO WE COUNT"

This Directory includes full time and part-time faculty, administrators, chairpersons, and other professional staff bargaining units. Professional staff is defined, but not limited to, librarians, counselors, computer specialists, registrars and related titles. It should be noted that at some institutions, librarians and counselors have faculty status, while at others, they are considered administrators. Excluded from the Directory are academic support staff (non-professional) health care support staff and graduate and teaching assistants. We acknowledge the existence of some overlap between groups and will make efforts to refine them in future volumes.

TABLE ONE

RECOGNIZED FACULTY BARGAINING AGENTS -- PUBLIC AND PRIVATE
1990

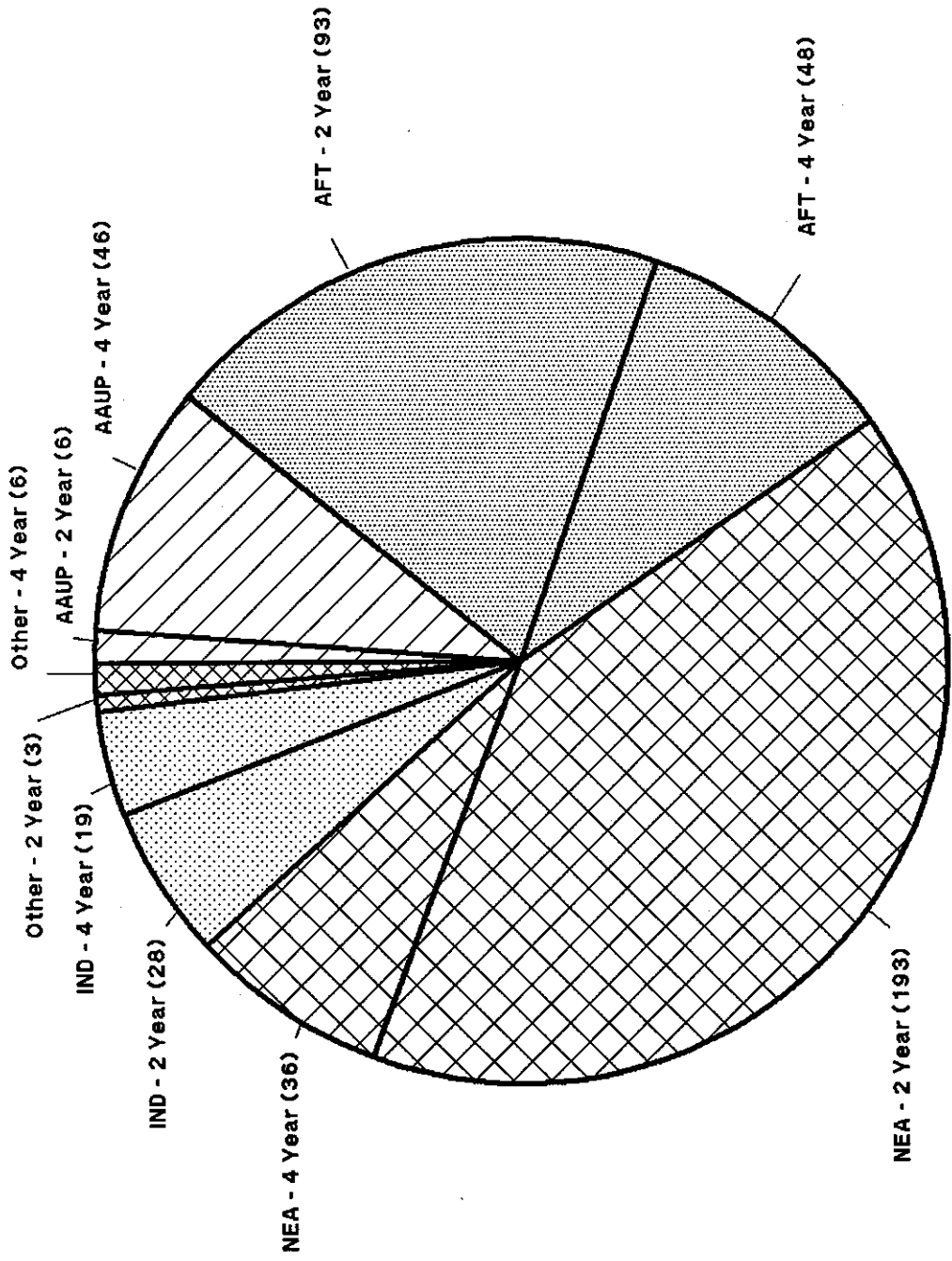
YEAR	AAUP	AFT	NEA	IND	AAUP / AFT /		AAUP /		AFT / AAUP /		NEA /	IND	AFGE	AFSCME	OTHER	TOTAL
					AFT	NEA	AAUP	NEA	IND	IND						
PUBLIC	22	24	23	7	3	0	2	0	0	1	1	2	2	1	0	86
INSTITUTIONS	3	88	188	25	1	1	0	0	0	1	0	0	0	2	1	310
TOTAL	25	112	211	32	4	1	2	0	0	2	1	2	2	3	1	N=396

PRIVATE	17	20	10	8	0	0	0	0	1	1	0	0	0	0	3	60
INSTITUTIONS	1	3	4	2	0	0	0	0	0	0	0	0	0	0	0	10
TOTAL	18	23	14	10	0	0	0	1	1	1	0	0	0	0	3	N=70

SUMMARY OF	39	44	33	15	3	0	2	1	1	2	1	2	2	1	3	146
RECOGNIZED	4	91	192	27	1	1	0	0	0	1	0	0	0	2	1	320
AGENTS	43	135	225	42	4	1	2	1	1	3	1	2	2	3	4	N=466

Table Two

**Recognized Faculty Bargaining Agents
in Two- and Four-Year Institutions, 1990**



Dual agent affiliation membership status credited to
both institutions

TABLE THREE

FACULTY COLLECTIVE BARGAINING AGREEMENTS
1990

YEAR	AAUP	AFT	NEA	IND	AAUP / AFT /		AAUP / AFT /		AAUP / AFT /		AFGE	AFSCME	OTHER	TOTAL
					AFT	NEA	NEA	IND	IND	IND				
PUBLIC	19	22	23	5	3	0	2	0	1	1	2	1	0	79
INSTITUTIONS	3	86	185	25	1	1	0	0	1	0	0	2	1	305
TOTAL	22	108	208	30	4	1	2	0	2	1	2	3	1	N=384
PRIVATE	17	20	8	6	0	0	0	1	1	0	0	0	2	55
INSTITUTIONS	1	3	4	2	0	0	0	0	0	0	0	0	0	10
TOTAL	18	23	12	8	0	0	0	1	1	0	0	0	3	N=65
SUMMARY OF	4	36	42	31	11	3	0	2	1	2	2	1	2	134
BARGAINING														
AGREEMENTS	2	4	89	189	27	1	1	0	1	0	0	2	1	315
TOTAL	40	131	220	38	4	1	2	1	3	1	2	3	3	N=449

TABLE FOUR

ANALYSIS OF BARGAINING AGENTS & COLLECTIVE BARGAINING AGREEMENTS

YEAR	AAUP	AFT		AAUP/NEA		AFT/NEA		AAUP/NEA/IND		AFSCME	OTHER	TOTAL
		IND	NEA	IND	NEA	IND	NEA	IND	NEA			
4	39	44	33	15	3	0	2	1	2	1	3	146
2	4	91	192	27	1	1	0	1	0	2	1	320
TOTAL	43	135	225	42	4	1	2	3	1	3	4	N=466
4	36	42	31	11	3	0	2	1	2	1	2	134
2	4	89	189	27	1	1	0	1	0	2	1	315
TOTAL	40	131	220	38	4	1	2	3	1	3	3	N=449
BARGAINING UNITS WITHOUT AGREEMENTS												
	3	4	5	4	0	0	0	0	0	0	1	N=17

Table Five
Faculty Bargaining Agents and Collective Bargaining Agreements (CBA's)
Public and Private Institutions, 1974-1989

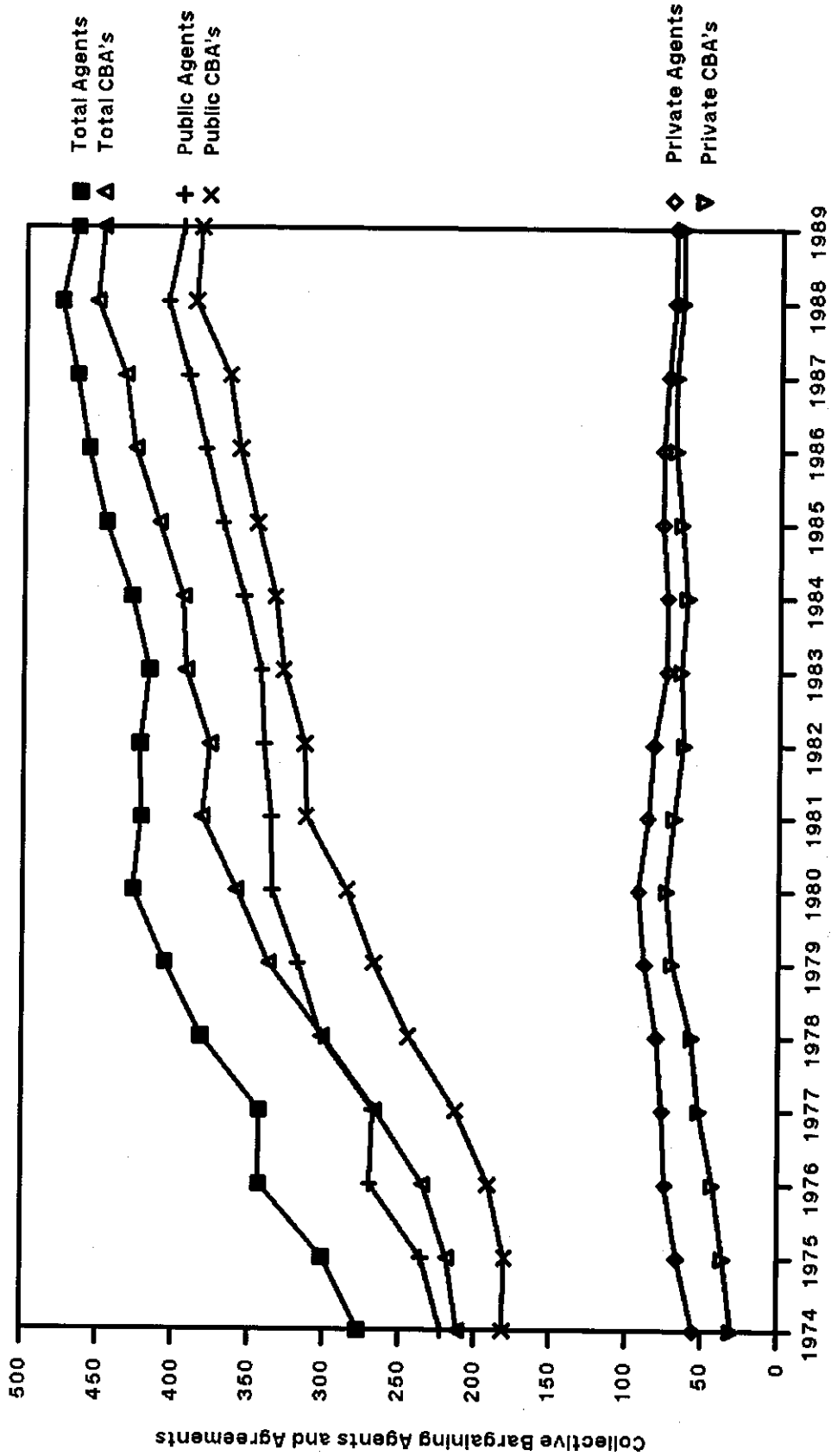


Table Six
Faculty Bargaining Agents and Collective Bargaining Agreements
in Two- and Four-Year Institutions, 1974-1989

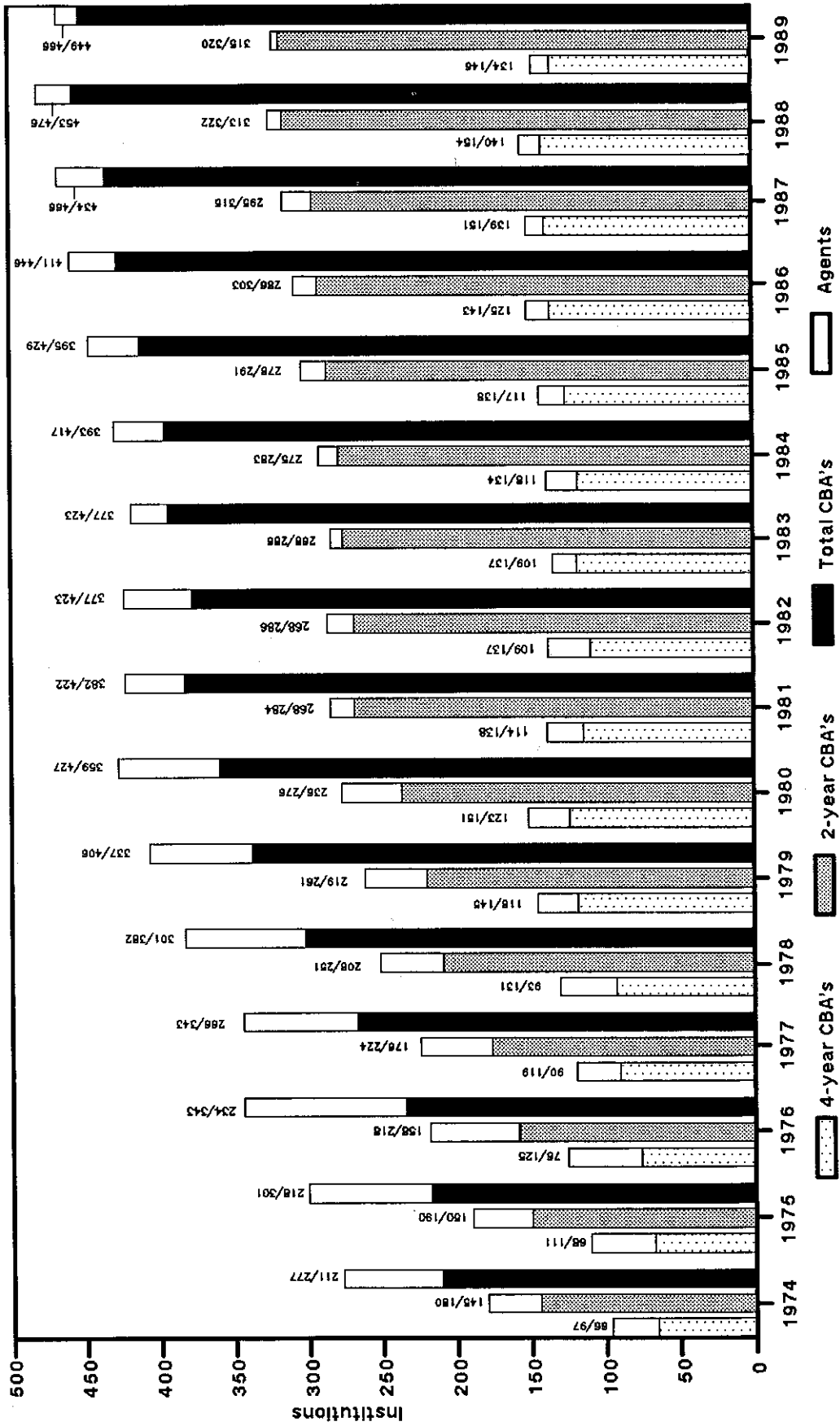


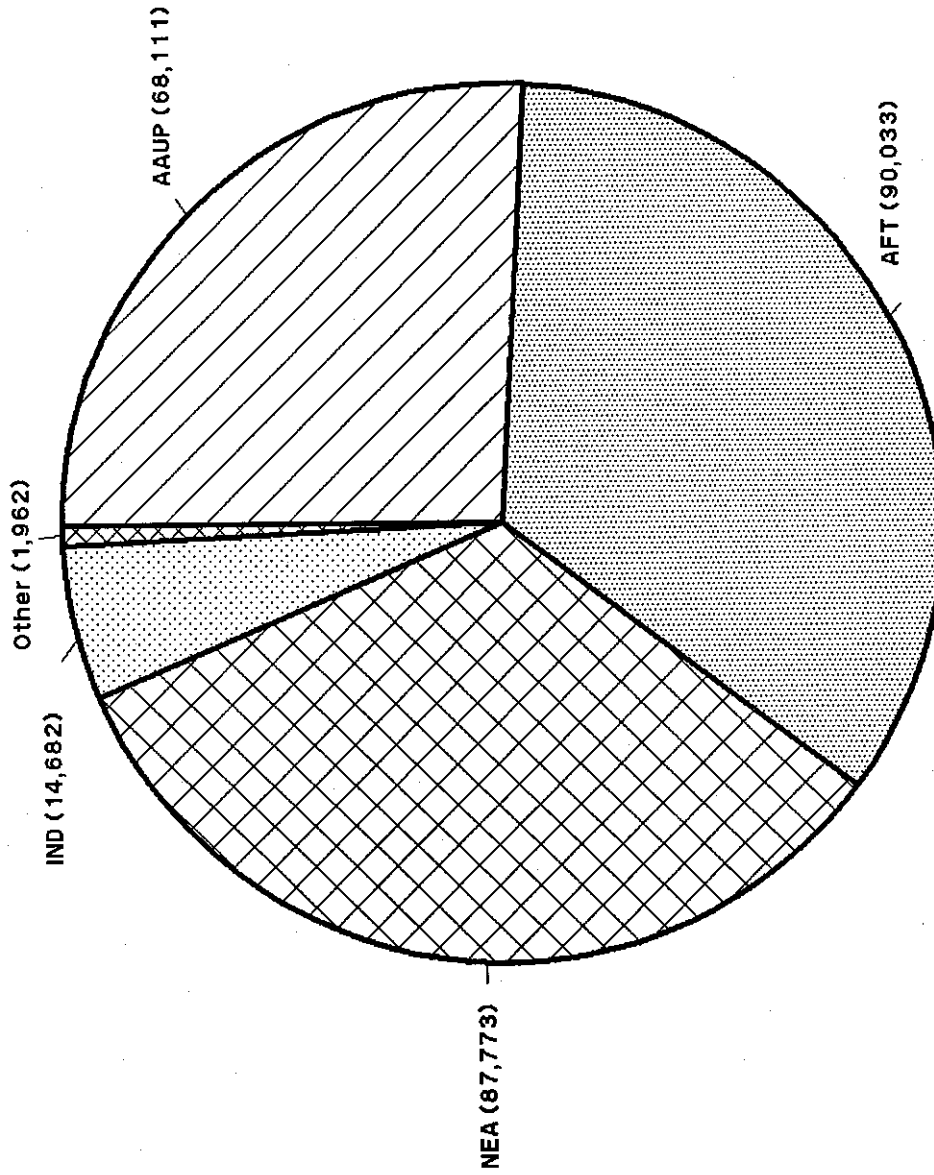
TABLE SEVEN¹

FACULTY REPRESENTED BY CERTIFIED BARGAINING AGENTS
IN PUBLIC AND PRIVATE, TWO- AND FOUR-YEAR INSTITUTIONS
1990

YEAR	AAUP	AFT	NEA	IND	AAUP/ AFT/		AAUP/ NEA/		AFGE	AFSCME	OTHER	TOTAL		
					AFT	NEA	IND	NEA					IND	
4	19,055	33,768	22,667	1,848	17,725	0	23,400	0	350	550	110	279	0	119,752
2	902	35,171	40,012	8,526	110	223	0	0	1,850	0	0	157	396	87,347
TOTAL	19,957	68,939	62,679	10,374	17,835	223	23,400	0	2,200	550	110	436	396	207,099
4	3,619	2,886	834	428	0	0	0	35	920	0	0	0	1,020	9,742
2	180	115	87	175	0	0	0	0	0	0	0	0	0	557
TOTAL	3,799	3,001	921	603	0	0	0	35	920	0	0	0	1,020	10,299
4	22,674	36,654	23,501	2,276	17,725	0	23,400	35	1,270	550	110	279	1,020	129,494
2	1,082	35,286	40,099	8,701	110	223	0	0	1,850	0	0	157	396	87,904
TOTAL	23,756	71,940	63,600	10,977	17,835	223	23,400	35	3,120	550	110	436	1,416	217,398

¹Represents both full-time and part-time faculty members included in certified bargaining units. No distinction is made with respect to union membership.

Table Eight
Faculty Represented by Certified Bargaining Agents, 1990



Dual agent affiliation membership status credited to
both organizations

TABLE NINE

CAMPUSES REPRESENTED BY RECOGNIZED FACULTY
BARGAINING AGENTS - PUBLIC AND PRIVATE
1990

YEAR	AAUP	AFT	NEA	IND	AAUP/AFT/			AAUP/			AFSCME	AFGE	IND	NEA/	IND	AFT/	AAUP/	NEA/	OTHER	TOTAL
					AFT	NEA	IND	AAUP	AFT	IND										
PUBLIC	55	131	78	26	23	0	29	0	1	1	2	4	0	0	350					
INSTITUTIONS	7	170	330	40	3	1	0	0	12	0	0	8	1	0	572					
TOTAL	62	301	408	66	26	1	29	0	13	1	2	12	1	0	N=922					
PRIVATE	19	22	11	8	0	0	0	1	2	0	0	0	0	0	71					
INSTITUTIONS	4	4	4	2	0	0	0	0	0	0	0	0	0	0	14					
TOTAL	23	26	15	10	0	0	0	1	2	0	0	0	0	0	85					
SUMMARY	74	153	89	34	23	0	29	1	3	1	2	4	8	0	421					
	11	174	334	42	3	1	0	0	12	0	0	8	1	0	586					
TOTAL	85	327	423	76	26	1	29	1	15	1	2	12	9	0	N=1,007					

Table Ten
The Distribution of Faculty Unionization
by Two- and Four-Year Campuses, 1990

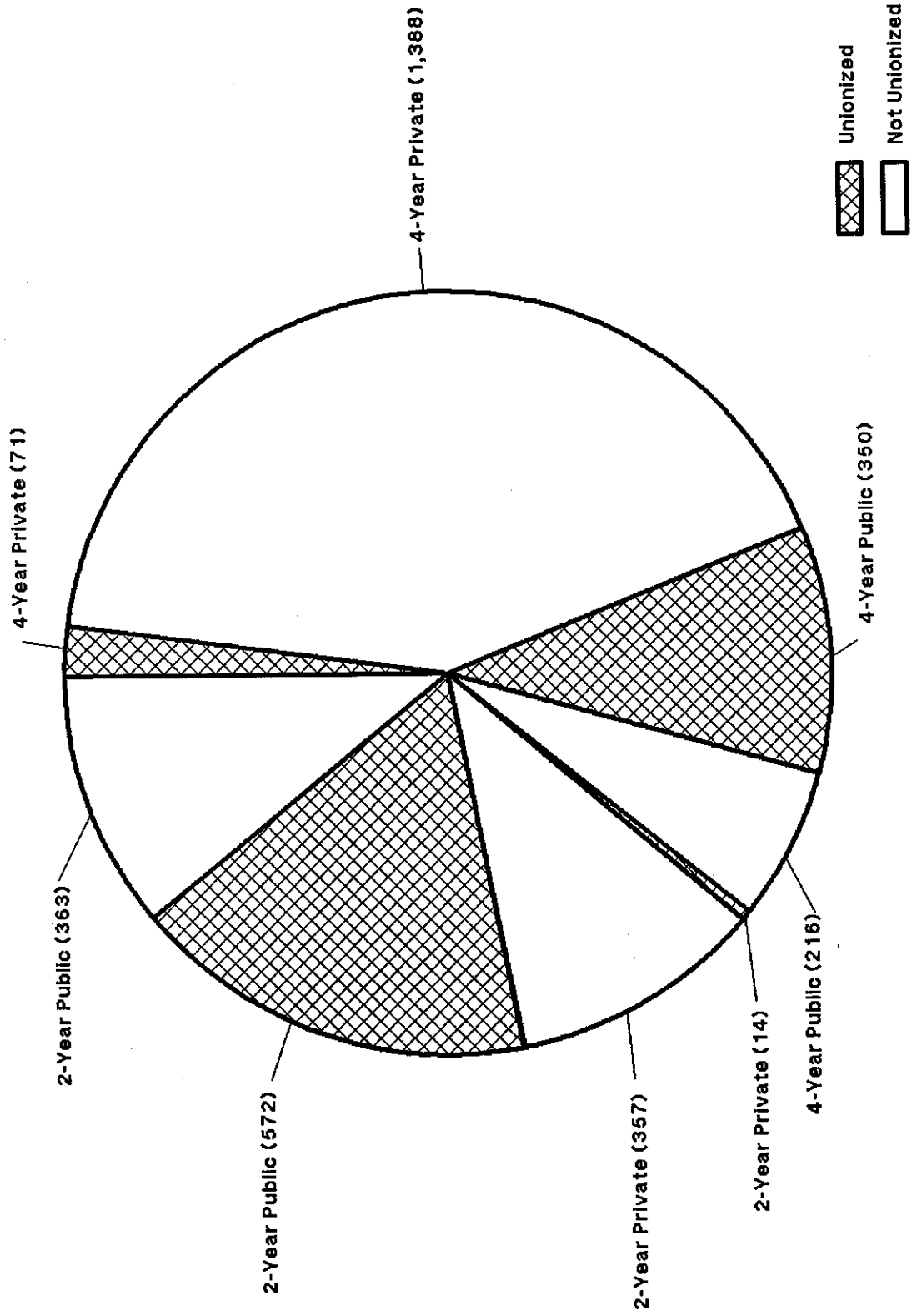
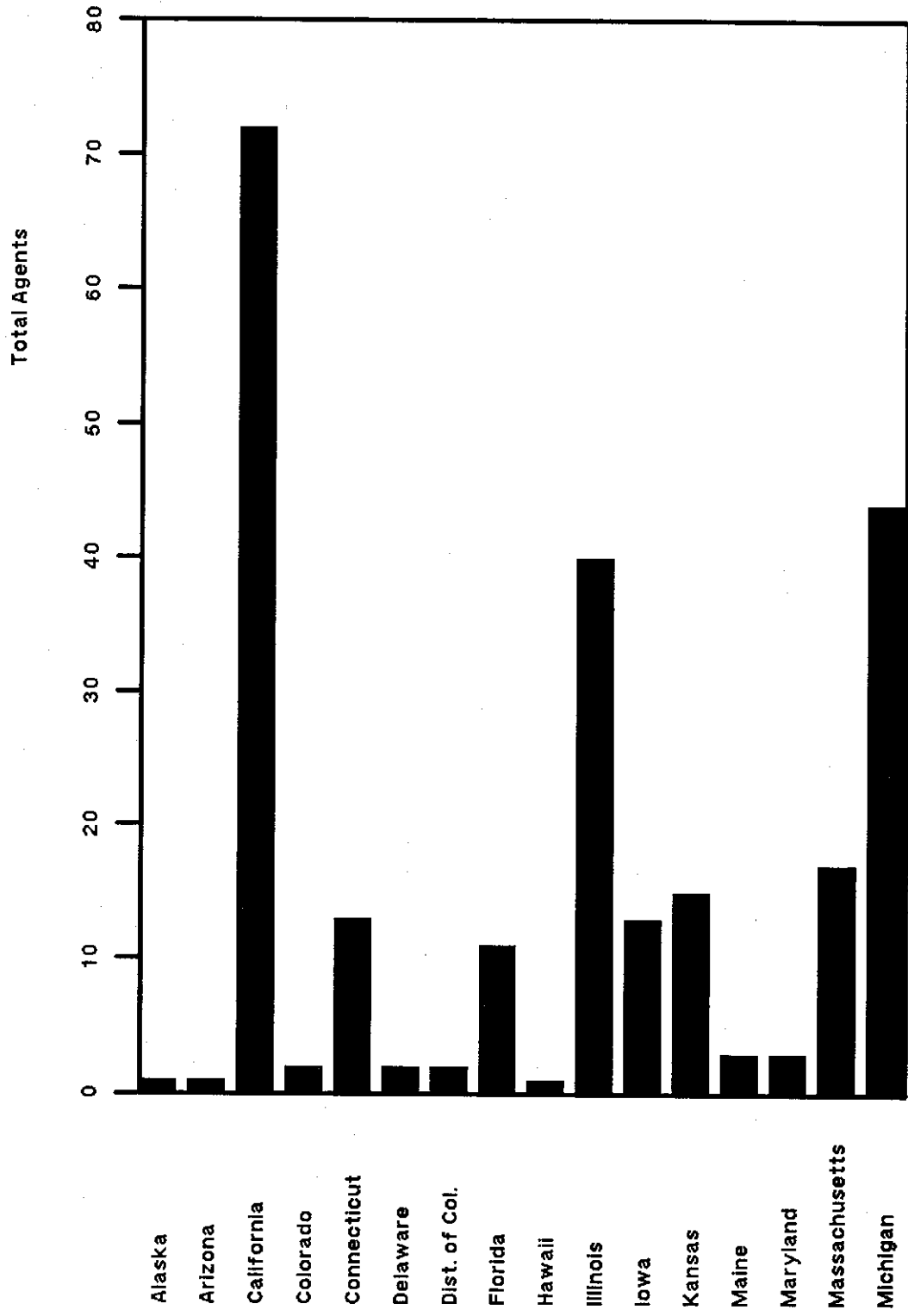


Table Eleven
Geographic Distribution of Faculty Bargaining Agents, 1990



(Table Eleven Continued)

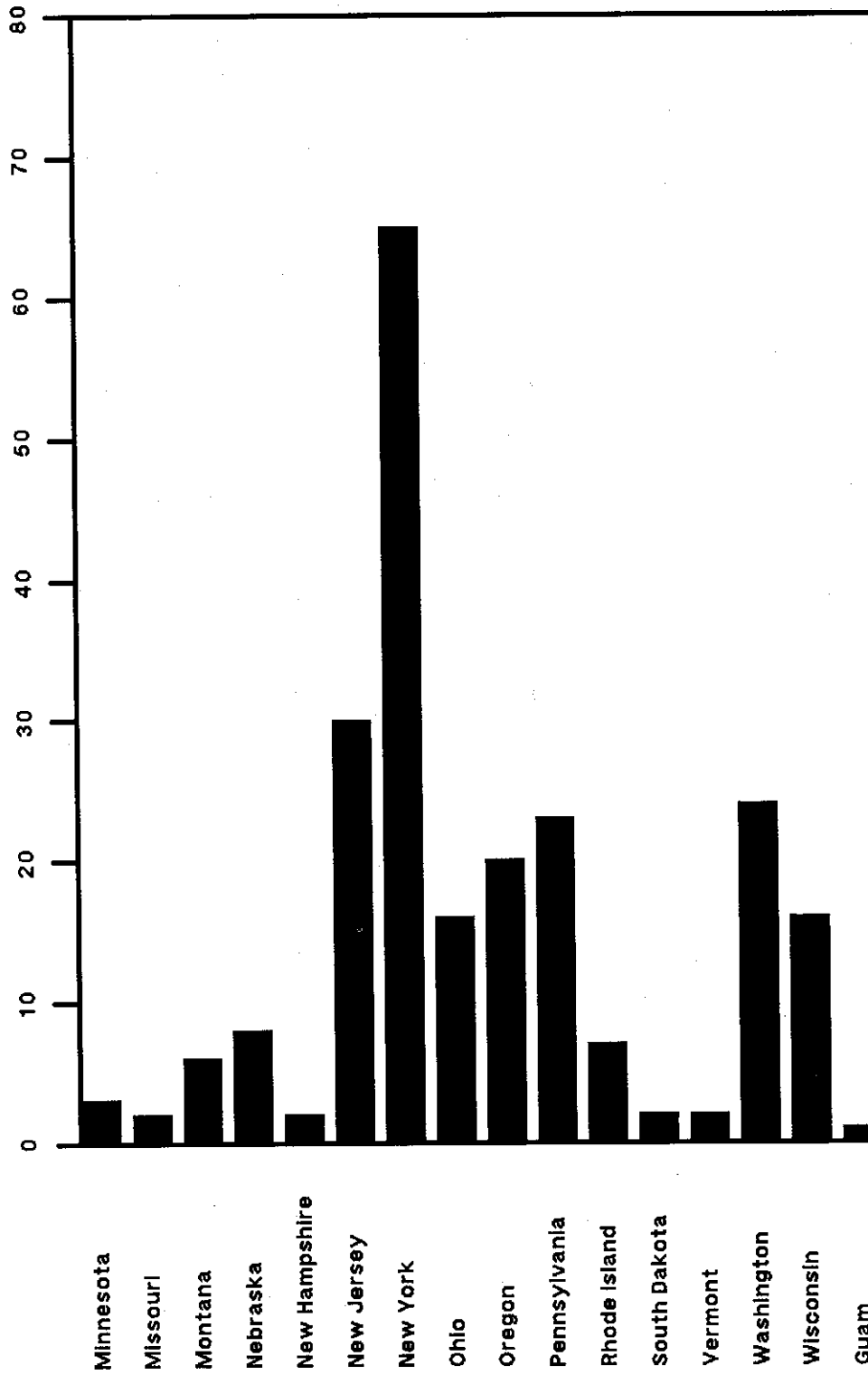


TABLE TWELVE

GEOGRAPHIC DISTRIBUTION OF BARGAINING AGENTS AND COLLECTIVE
BARGAINING AGREEMENTS (CBA) IN TWO- AND FOUR-YEAR INSTITUTIONS
1990

State	4-Year Agents/CBA		2-Year Agents/CBA		Total Agents/CBA	
Alaska	0	0	1	1	1	1
Arizona	0	0	1	1	1	1
California	9	8	63	62	72	70
Colorado	1	1	1	0	2	1
Connecticut	9	9	4	4	13	13
Delaware	2	2	0	0	2	2
District of Columbia	2	2	0	0	2	2
Florida	3	2	8	8	11	10
Hawaii	1	1	0	0	1	1
Illinois	3	3	37	35	40	38
Iowa	1	1	12	12	13	13
Kansas	1	1	14	14	15	15
Maine	2	2	1	1	3	3
Maryland	1	0	2	2	3	2
Massachusetts	12	12	5	4	17	16
Michigan	16	14	28	28	44	42
Minnesota	2	2	1	1	3	3
Missouri	1	1	1	1	2	2
Montana	4	4	2	2	6	6
Nebraska	3	2	5	5	8	7
New Hampshire	2	2	0	0	2	2
New Jersey	10	9	20	19	30	28
New York	27	25	38	38	65	63
Ohio	8	8	8	8	16	16
Oregon	5	5	15	15	20	20
Pennsylvania	9	8	14	14	23	22
Rhode Island	6	6	1	1	7	7
South Dakota	2	2	0	0	2	2
Vermont	2	1	0	0	2	1
Washington	0	0	23	23	23	23
Wisconsin	1	1	15	15	16	16
Guam	1	1	0	0	1	1
TOTAL	146	135	320	314	466	449

TABLE THIRTEEN
SUMMARY OF DECERTIFICATIONS¹

Year	Institution	State	2/4	Unit Size	Agent	Year Agent Elected
1976	*New England College	NH	4		AFT	
1977	*Jamestown College	ND	4		NEA	
1980	Delaware Technical & CC	DE	2	230	NEA	1974
1980(Y) ²	*Catholic Univ. of America Law School	DC	Grad.	22	Ind.	1977
1980(Y)	*Yeshiva University	NY	4	200	Ind.	1976
1981(W)	*Goddard College	VT	4	10	AFT	1975
1981(Y)(W) ³	*Mount Vernon College	DC	4	25	AAUP	1977
1981(Y)	*Salem College	WV	4	64	NEA	1979
1981(W)	Southwestern Michigan Coll.	MI	2	35	NEA	1969
1981(Y)	*University of Albuquerque	NM	4		AFT	1982
1982(Y)(W)	*Ashland College	OH	4	82	AAUP	1972
1982(Y)(W)	*Curry College	MA	4	95	AAUP	1979
1982(Y)(W)	*Daemen College	NY	4	80	AAUP	1979
1982(Y)(W)	*Drury College	MO	4	60	AAUP	1979
1982(Y)	*College of Osteopathic Medicine & Surgery	IA	4	65	AFT	1975
1982(Y)	*Ithaca College	NY	4	--	AFT	1978
1982(Y)	*Stevens Institute of Tech.	NJ	4	109	AAUP	1976
1982(Y)	*Thiel College	PA	4	63	AAUP	----
1982(Y)	*Wagner College	NY	4	105	AFT	1979
1983(Y)	*Ohio Northern University	OH	4	145	NEA	1979
1983(Y)	*Seton Hall University	NJ	4	350	AFT	1982
1983(Y)	*Stephens College	MO	4	120	AFT	1979
1983(Y)	*University of New Haven	CT	4	130	AFT	1979
1984(Y)	*Boston University	MA	4	860	AAUP	1975
1984(Y)	*Polytechnic Institute of NY	NY	4	220	AAUP	1971
1985(Y)	*Lewis University	IL	4	97	Ind.	1975
1985(W)	*Cottey College	MO	2	30	AFT	1976
1987	*U. of Dubuque Seminary	IA	2	13	NEA	1973
1987(Y)	*Curry College	MA	4	89	AAUP	1979
1987(Y)	*Fairleigh Dickinson Univ.	NJ	2/4	495	AAUP	1974
1987(W)	Rutgers Univ. (Part-time)	NJ	4	80	Ind.	1978
1987	Lansing C.C. (Admin. Assn.)	MI	2	60	Ind.	1977
1988(Y)	*U. of Dubuque	IA	4	60	NEA	1973
1989 (Y)(W)	*Marymount University	VA	4	51	AAUP	1989

¹ For purposes of this listing, decertifications are defined as those instances in which a bargaining agent election is lost by the certified agent to "No-Agent" or when the NLRB or appropriate state agency determines that the certified agent is no longer "representative." Those instances in which the certified agent was challenged by a competing organization and subsequently lost its certificate are not considered technical decertifications and are listed under "Change in Agent Status."

² Y - Results of Yeshiva litigation.

³ W - Union voluntarily withdrew its certification.

TABLE FOURTEEN

ROSTER OF INSTITUTIONS AFFECTED BY THE YESHIVA DECISION

Institution	State	Unit Size	Agent/Status	Year Agent Elected
Adrian College	MI	56	NEA-NM ¹	'75
American International College	MA	--	AAUP-M ¹	--
American Univ. English Lang. Institute	DC	37	ELIFA-NM ¹	'82
Ashland College	OH	82	AAUP-D,W ¹	'72
Boston University	MA	860	AAUP-D,M	'75
Bradford College	MA	29	IBT-NM,NA ¹	'82
Catholic Univ. of America Law School	DC	22	IND-D,M	'77
College of Osteopathic Medicine	IA	65	AFT-D,M	'76
College of Saint Rose	NY	--	NEA-M	--
College of Saint Theresa	MN	--	IND-W	--
Cooper Union	NY	55	AFT-NM	'74
Curry College	MA	95	AAUP-D,W	'79
Daemen College	NY	80	AAUP-D,W	'79
Dean Academy and Junior College	MA	--	AFT-M	--
Drury College	MO	60	AAUP-D,W	'79
Duquesne Univ. Law School	PA	26	IND-M	--
Fairleigh Dickinson University	NJ	495	AAUP-D,M	'74
Florida Memorial College	FL	40	UFF/AFT-NM	'79
Ithaca College	NY	--	NYSUT/AFT-D,M	'78
Kendall School of Design	MI	50	NEA-NM	'74
Lewis & Clark Community College	OR	75	AAUP-NM,AP ¹	'79
Lewis University	IL	97	IND-D,M	'75
Livingstone College	NC	77	AFT-M	--
Long Island Univ.-Brooklyn	NY	250	AFT-W	'76
Long Island Univ.-C.W. Post	NY	350	AFT-W	'76
Long Island Univ.-Coll. of Pharmacy	NY	25	AAUP-W	'78
Long Island Univ.-Southampton	NY	72	AFT-W	'76
Loretto Heights College	CO	100	NEA-NM-Closed '88	'72
Marymount College of Virginia	VA	51	NEA-NM,AAUP-W '89	'75
Milton College	WI	35	AFT-Closed '82	'79
Montefiore Hosp./Medical Center	NY	--	NYSFPD-NA,W	--
Mount Allison University	CAN	122	CAUT-NM	'82
Mount Vernon College	DC	25	AAUP-DW	'77
Nasson College	ME	30	AFT-Closed '82	'77
New York Medical College	NY	--	AFT-NM,NA	--
Ohio Northern University	OH	145	NEA-D,M	'79
Parsons School of Design	NY	--	AFT-NM,NA	--
Polytechnic Institute of NY	NY	220	AAUP-D,M	'71
Pratt Institute	NY	470	AFT-NM	'71
Puerto Rico Jr. College	PR	--	IND-NM	'75
Rio Grande College	OH	76	IND-W	'76
Saint Joseph College	ME	27	NEA-NM,AP	--
Salem College	WV	64	NEA-D,M	'79
Seattle University	WA	--	AAUP-W	--
Seton Hall University	NJ	350	AFT-D,M	'82

TABLE FOURTEEN (Continued)

Institution	State	Unit Size	Agent/Status	Year Agent Elected
ROSTER OF INSTITUTIONS (Cont'd.)				
Simon's Rock of Bard College	MA	27	AAUP-W	'84
Southern Oregon State College	OR	193	IND-NM	'73
Stephens College	MO	120	AFT-D,M	'79
Stephens Inst./Acad. of Art Coll.	CA	--	IND-NM	'76
Stevens Institute of Technology	NJ	109	AAUP-D,M	'76
Thiel College	PA	63	AAUP ² -D,M	--
University of Alaska	AK	--	NEA	'82
University of Albuquerque	NM	92	AFT-D,M	--
University Central De Bayamon	PR	--	UPU-NM	--
University of Dubuque	IA	46	NEA-D,M	'73
University of New Haven	CT	130	AFT-D,M	'76
University of Pittsburgh	PA	1250	AAUP/AFT-M,AP	--
Villanova University	PA	--	AAUP-W	--
Wagner College	NY	105	AFT ₃ -D,M	'79
Wichita State University	KS	--	KEA	--
Wilberforce University	OH	49	AAUP-NM	'79
Wordsworth Academy	PA	--	AFT-NM	--
Yeshiva University	NY	200	IND-D,M	'76

- AP= Appeal Pending
D= Decertified
M= Managerial
NA= "No Agent" Elected
NM= Nonmanagerial
W= Agent Withdrew, Voluntary Resolution

2. Public sector claim. ALRA held Yeshiva not applicable to the University of Alaska and further "...that if the faculty were to be considered managers... they would be entitled to a manager's unit or similarly designated unit." See Case no. UA-80-2 (1981).

3. Public sector claim. Kansas PERB held Yeshiva not applicable and found faculty at Wichita State University nonmanagerial. PERB ordered the designation of an appropriate bargaining unit as recommended by the hearing officer. See Case no. 75-UD-01-1980 (Kansas PERB (1981)).

TABLE FIFTEEN
COLLEGE CLOSINGS¹

Institution	State	Agent	Unit Size	2/4 Year	Closing Date
*Antioch School of Law ²	DC	AFT	16	3	1988
*Central YMCA Community College	IL	AFT	80	2	1983
*Colorado Women's College	CO	AAUP	42	4	1982
*Detroit Institute of Technology	MI	NEA	34	4	1981
*Loretto Heights College	CO	NEA	80	4	1988
*Milton College	WI	AFT	35	4	1982
*Nasson College	ME	AFT	30	4	1983
*Shaw College at Detroit ³	MI	NEA	37	4	1983
Springfield Campus - University of South Dakota	SD	NEA	--	4	1984

¹Institution previously cited in the Directory as having negotiated collective bargaining agreements.

²Antioch School of Law was subsumed by University of the District of Columbia Law School.

³U. S. Bankruptcy Court judge orders permanent closing of institution. (March, 1984)

TABLE SIXTEEN

STATUS OF PUBLIC SECTOR COLLECTIVE BARGAINING LEGISLATION¹

STATE	Date of Legislation or Amendment
Alaska	1972
Arizona	Governing Boards ²
California	1975 (2 yr.); 1978 (4 yr.)
Connecticut	1975
Delaware	1970 ³
District of Columbia	1978 ³
Florida	1974
Hawaii	1970 (amend. 1975)
Illinois	1983
Iowa	1974
Kansas	1970 (2 yr.) (amend. 1974)
Maine	1974 (2 yr. voc. tech.) (amend. 1975) 1975 (all other)
Maryland	Governing Boards
Massachusetts	1974
Michigan	1973 (amend. 1976)
Minnesota	1971 (amend. 1976, 1980)
Montana	1973 (amend. 1975)
Nebraska	1972
Nevada	Governing Boards
New Hampshire	1975
New Jersey	1974 (amend.)
New York	1967
Ohio	1983
Oregon	1963 (2 yr.) (amend. 1975)
Pennsylvania	1970
Rhode Island	1958 (amend. 1973)
South Dakota	1969 (amend. 1974)
Vermont	1972 (amend. 1975)
Washington	1973 (2 yr.) 1987 (2 yr.) ⁴
Wisconsin	1966 (2 yr.) (amend. 1974) (T.A.'s 1985)

¹Public institutions only. Authority to engage in collective bargaining has existed since 1970 in private institutions under the National Labor Relations Act. See Introduction for discussion of pending legislation.

²No legislation. Governing Boards enacted policy enabling collective bargaining at institution. Not general for state institutions of higher education as a whole.

³Prior to 1978, Governing Boards policy enabled collective bargaining.

⁴The 1973 legislation was a "meet and confer" ruling. The 1987 bill authorizes collective bargaining.

TABLE SEVENTEEN

BARGAINING AGENTS CITED IN THIS DIRECTORY

AAUP	American Association of University Professors
ACA	Association of College Administrators
ACCF	Associated Community College Faculties
ACE	Association of Certified Educators
ACPU	Association Canadian des Professeur's d'Universite
AEA	Arizona Education Association
AFA	Adjunct Faculty Association
AFGE	American Federation of Government Employees
AFSCME	American Federation of State, County and Municipal Employees
AFT	American Federation of Teachers
APA	Association of Professional Administrators
APSCUF	Association of Pennsylvania State College and University Faculties
CAUT	Canadian Association of University Teachers
CCCC	Congress of Connecticut Community Colleges
CCCEA	Central Community College Education Association
CCCTU	Cook County College Teachers Union
CEQ	Centrale de l'Enseignement du Quebec
CFA	California Faculty Association
CFT	California Federation of Teachers
CNA	California Nurses Association
CSEA	California State Employees Association
CSN	Confederation des Syndicats Nationaux
CTA	California Teachers Association
CWA	Communication Workers of America
ECCEF	Edison Community College Faculty Federation
ELIFA	English Language Institute Faculty Association
FAC	Florida Academic Congress
FAPUQ	Federations des Associations de Professeurs des Universities du Quebec
FSCAPE	Fort Scott College Association of Professionals Employees
FTP	Florida Teaching Profession
FUSA	Faculty United Service Association
GFT	Guam Federation of Teachers
IBT	International Brotherhood of Teamsters
IEA	Illinois Education Association
IFO	Inter-Faculty Organization
IFT	Illinois Federation of Teachers
IND	Independent
KEA	Kansas Education Association
LCCFA	Lower Columbia College Faculty Association
MCCC	Massachusetts Community College Council
MCCFA	Minnesota Community College Faculty Association
MEA	Michigan Education Association
MEA	Minnesota Education Association
MFT	Michigan Federation of Teachers
MGEA	Manitoba Government Employees Association
MSP	Massachusetts Society of Professors
MTA	Maine Teachers Association
MTA	Massachusetts Teachers Association

BARGAINING AGENTS (cont'd.)

NCCFT	Nassau Community College Federation of Teachers
NEA	National Education Association
NJEA	New Jersey Education Association
NYEA	New York Educator's Association
NYS Fed. Phy. Dent.	New York State Federation of Physicians and Dentists
NYSUT	New York State United Teachers
OEA	Ohio Education Association
OEA	Oregon Education Association
OFT	Oregon Federation of Teachers
OPAP	Organization of Professional Administration Personnel
OPEIU	Office of Professional Employees International Union
OPSEU	Ontario Public Service Employees Union
PaFT	Pennsylvania Federation of Teachers
PCCEA	Pima Community College Education Association
PCFA	Post College Faculty Association
PSC	Professional Staff Congress
PSEA	Penn State Education Association
SCEA	State Colleges Education Association (Nebraska)
SCFA	Santa Cruz Faculty Association
SEIU	Service Employees' International Union
SPSE	Society of Professional Scientists and Engineers
SRFBC	Simon's Rock Faculty Bargaining Council
TAA	Teaching Assistants Association
UAPD	Union of American Physicians and Dentists
UCCFE	United Community College Faculty of Florida
UEA	University Education Association
UFF	United Faculty of Florida
UFL	University Federation of Librarians
UHPA	United Hawaii Professional Assembly
UPC	United Professors of California
UPI	University Professionals of Illinois
UPU	Union De Profesores Universitarios
UUP	United University Professions
WEA	Washington Education Association
WEA	Wisconsin Education Association
WFT	Wisconsin Federation of Teachers
1199 NW	National Union of Hospital and Health Care Employees, AFL-CIO

TABLE 18

**NON-FACULTY BARGAINING UNITS DELETED FROM
MAIN BODY OF DIRECTORY**

Institution	State	Agent	Unit	2/4
CSU System - Academic Support	CA	APC/AFT	1,661	4
CSU System - Health Care Support	CA	CSEA	434	4
Florida State Univ.-Graduate Assistants United	FL	UFF/FTP/NEA	3,300	4
Grays Harbor College	WA	NEA	50	2
Lake Superior State Univ.- Support Staff	MI	MEA/NEA	120	4
Marymount University	VA	AAUP	51	4
Mercer Cty C.C.-Tech. Assts.	NJ	AFT	40	2
Moraine Valley C.C.-Support Staff	IL	CCCTU/AFT	175	2
Northwest Tech. Col.-Fac. Support	OH	NEA	20	2
Rock Valley College	IL	Ind.		2
Sullivan County C.C.-Professional Staff	NY	NEA		2
U. of Calif.-Registered Nurses	CA	CNA	5,000	4
University of Colorado	CO	AFT		4
Univ. of Mich.-Teaching Assts.	MI	AFT	1,800	4
Univ. of Oregon-Graduate Teaching Assistants	OR	AFT	1,000	4
Univ. of Washington-Nursing Staff	WA	1199 NW	500	4
Univ. of Washington-Nursing Staff	WA	WA State NA	700	4
Univ. of Wisconsin-Madison- Teaching, Prog. & Proj. Assts.	WI	TAA/AFT	2,280	4
Vassar College-Professional Staff	NY	CWA	240	4

**Adjusted Data Base for 1989-1990 Directory:
Selected Categories**

	<u>1989 Directory</u>	<u>1989 Adjusted</u>	<u>1990 Directory</u>
<u>AGENTS</u>	476	457	466
Public	406	389	396
Private	70	68	70
4	154	141	146
2	322	316	320
<hr/>			
<u>CBA</u>	453	435	449
Public	388	372	384
Private	65	63	65
4	140	127	134
2	313	308	315
<hr/>			
<u>FACULTY</u>	226,875	209,504	217,398
Public	218,205	200,908	207,099
Private	8,670	8,596	10,299
4	140,951	123,865	129,494
2	85,924	85,639	87,904



"NO-AGENT" VOTES

1971 - 1989



"NO-AGENT" VOTES
1971 - 1989

State	Institution	Agent Defeated	Year	2/4
ALASKA	University of Alaska	NEA	1982	4
CALIFORNIA	*California Institute of the Arts	AFT	1975-	4
	Coachella Valley Community College	NEA	1978	2
	College of the Desert**	NEA	1979	2
	Imperial Valley College	NEA	1980	2
	North Orange County Community College**	NEA	1978	2
	Pasadena City College**	NEA	1977	2
	Univ. of California-Berkeley	AAUP	1980	4
	-Professional Scientist & Engineers of the Lawrence Livermore National Labs.	SPSE/CSEA	1983	4
	-Researchers	AFT	1986	4
	-UCLA	Ind.	1981	4
*Univ. of San Francisco-College of Professional Studies	AFT	1983	4	
COLORADO	University of Colorado**	AAUP/AFT	1975-	4
	-Boulder		1980	4
CONNECTICUT	Connecticut Technical College (Part-time Faculty)	AFT	1988	2
	*Wesleyan University	AAUP	1979	4
DISTRICT OF COLUMBIA	*Catholic University of America Law School	Ind.	1979	4

State	Institution	Agent Defeated	Year	2/4
"NO-AGENT" VOTES (Cont'd.)				
FLORIDA	Central Florida Community College	NEA	1977	2
	Florida Junior College	UFF	1988	2
	*Jacksonville University	AFT	1975	2
	Miami Dade Junior College	AAUP	1975-	4
		AFT	1975	2
		AFT	1984	2
		NEA	1975	2
	Okaloosa-Walton Junior College			
	Pensacola Junior College (Full & Part-time)	UFF/AFT	1979	2
	Polk Community College	AFT	1975	2
	Santa Fe Community College	NEA	1976	2
	St. Petersburg Junior College	NEA	1977	2
	Univ. of Florida-Gainesville**		1980	4
	Univ. of Florida-Institute of Food and Agric. Science	Ind.	1976	4
	*Univ. of Miami-Coral Gables	AAUP	1974	4
ILLINOIS	*College of Saint Francis	AFT	1975-	4
	Illinois State University	AAUP, AFT	1986	4
	Northern Illinois University	AAUP, UPI	1986	4
	Southern Illinois University-Carbondale	NEA, AFT/AAUP	1988	4
	Southern Illinois University-Carbondale (Administrative Professional Staff)	NEA, AFT	1988	4
	Southern Illinois University-Edwardsville	NEA, AFT/AAUP	1988	4
	Southern Illinois University-Edwardsville (Dental School)	NEA, AFT/AAUP	1988	4
	William Rainey Harper College**	NEA, AFT	1976	2
	*Butler University	NEA	1977	4
	*University of Evansville	NEA	1979	4
KANSAS	University of Kansas	NEA, AAUP	1987	4

State	Institution	Agent Defeated	Year	2/4
"NO-AGENT" VOTES (Cont'd.)				
MINNESOTA	*Hamline University	AAUP	1975	4
	*Saint Theresa's College	AAUP	1980	4
	University of Minnesota			
	- Faculty**	AAUP	1978	4
	- Law School (Duluth & Twin Cities Campus)			
	- Health Science (Duluth & Cities Campus)		1980	4
	- Crookston Campus-Faculty		1980	4
	- Minneapolis-St. Paul	NEA, AAUP	1981	4
	- Teaching Assistants	AFT	1975	4
MISSOURI	*Cottey College	AFT	1985	4
	*Stephens College**	AFT, AAUP	1978	4
MONTANA	Montana State University	AAUP	1978	4
	University of Montana**	AAUP, AFT	1975	4
NEBRASKA	Univ. of Nebraska College of Dentistry	Ind.	1975	4
	University of Nebraska-Lincoln	AAUP	1976	4
NEW HAMPSHIRE	*Nathaniel Hawthorne College	AFT	1975	4
	University System of New Hampshire			
	- Durham Campus	AAUP, NEA	1977	4
	- Plymouth Campus	AAUP, NEA	1977	4
NEW JERSEY	*Centenary College for Women	AAUP	1977	4
	Somerset County College-Adjunct Unit	AFT	1982	2

State	Institution	Agent Defeated	Year	2/4
"NO-AGENT" VOTES (Cont'd.)				
NEW YORK	Corning Community College	AFT	1976	2
	*Fordham University	AAUP	1975-	4
		AAUP	1975-	4
		AAUP, AFT	1975-	4
	*Ithaca College**	AAUP	1971	4
	*Manhattan College	NYS Fed Phy/Dent	1982	4
	*Montefiore Medical Center	NYS Fed Phy/Dent	1982	4
	*New York Medical College	AAUP, AFT	1975-	4
	*New York University	AFT	1975-	4
	*Pace University	AFT	1975	4
		AAUP	1978	4
	*Parson's School of Design	AFT	1987	4
	*Paul Smith College	AFT	1985	2
	*Rensselaer Polytechnic Institute	AAUP	1975	4
	*Rosary Hill College	NEA	1975-	4
	*Saint Joseph's College	AFT	1976	4
	*Syracuse University	AAUP	1975-	4
*Villa Maria College	AFT	1975-	2	
NORTH CAROLINA	*Barber-Scotia College	NEA	1979	4
OHIO	*Antioch College	AAUP, AFT	1975-	4
	*Baldwin-Wallace College	AAUP	1975-	4
	Bowling Green State University	Ind.	1979	4
	*Oberlin College	Ind.	1974	4
	Ohio University	AAUP, NEA	1976	4
	University of Toledo	AAUP, AFT	1975-	4
OREGON	Eastern Oregon State College	AAUP, AFT	1975	4
	Oregon College of Education	Ind.	1975-	4
	Oregon Institute of Technology	AAUP, AFT	1975	4
	Oregon State University	NEA, AAUP	1977	4
		NEA	1983	4
	Treasure Valley Community College**	NEA	1977	2

State	Institution	Agent Defeated	Year	2/4
"NO-AGENT" VOTES (Cont'd.)				
OREGON (Cont'd.)	Umpqua Community College	NEA	1975--	2
		NEA	1983	2
	University of Oregon	AAUP, AFT	1977	4
PENNSYLVANIA	Butler County Community College	NEA, Ind.	1976	2
	*King's College	AFT, NEA	1975--	4
	Pennsylvania State University	AAUP, NEA	1977	4
	*Philadelphia College of Art	AFT	1975--	4
	*Point Park College	AAUP	1974	4
	*Seton Hill College	NEA	1975--	4
	University of Pittsburgh	AFT	1977	4
	Univ. of Pittsburgh Health Professional Schools	AAUP, NEA	1975	4
	Univ. of Pittsburgh Law School	Ind.	1975	4
	Univ. of Pittsburgh-Provost Unit	AAUP, AFT, NEA	1976	4
	*Villanova University	AAUP	1975--	4
	*Waynesburg College	NEA	1976	4
	*Wilson College	PSEA/NEA	1977	4
RHODE ISLAND	*Rhode Island School of Design**	AFT	1975--	4
TENNESSEE	*Tusculum College	AFT	1972	4
VERMONT	Community College of Vermont	AFT	1985	2
	University of Vermont	AFT, AAUP, NEA	1976	4
VIRGINIA	*Randolph-Macon College	AAUP	1973	4
WASHINGTON	*Seattle University	AAUP	1975--	4
WISCONSIN	*Northland College**	AFT	1972	4

*Denotes private institution.

For purposes of this Directory, "No-Agent" Votes are defined as elections in which faculty chose not to be represented by a certified collective bargaining agent. At those institutions in which faculty subsequently elected to be represented, the symbol ** is used. Information on "No-Agent" Votes conducted prior to 1975 is not readily available, thus for those institutions the year 1975, followed by a dash, -, is used.

INDEX OF UNITED STATES AND CANADIAN
INSTITUTIONS CITED IN
1990 DIRECTORY



INDEX

Institution	Page No.
Acadia University-Nova Scotia	90
Adelphi University	44
Adirondack Community College	45
Adrian College	32, 120
Aimes Community College-Colorado Comm. Col. Sys.	14
Albany State University-SUNY	52
Albion College	131
Aleman Center-San Francisco Comm. Col.	71
Alfred State College-SUNY	52
Algoma University College	91
Algonquin Community College-Ontario	91
Allegheny Campus-Comm. Col. of Allegheny County	58
Allied Health Center Campus-Broward College	18
Alpena Community College	32
Ambler Campus-Temple University	61
American Institute of Technology	131
American International College	120
American River College-Los Rios Comm. Col. Sys.	8
American University	17, 77
American University English Language Institute	120
Amherst Campus-Univ. of Massachusetts	32, 72
Ankeny Campus-Des Moines Area Comm. Col.	24
Ann Arbor-University of Michigan	85
Anna Maria College	131
Anoka-Ramsey Community College-Minnesota Comm. Col. Sys.	37
Antelope Valley College	3
Antioch College-Ohio	133
Antioch College School of Law-Washington, D.C.	122
Area Vocational Technical & Adult Educ. District I	74
Arapahoe Community College-Colorado Comm. Col. Sys.	14
Arrowhead Community College District-Minnesota Comm. Col. Sys.	37
Ashland Campus-Wisconsin Indianhead VTAE District	69
Ashland College-Ohio	119, 120
Ashtabula Regional Campus-Kent State University	55
Asnuntuck Community College-Connecticut Comm. Col. Sys.	15
Atlanta Community College	41
Auburn Hills Campus-Oakland Comm. Col.	35
Austin Community College-Minnesota Comm. Col.	37
Baker Junior College of Business	32
Bakersfield-California State College-CSU	4
Bakersfield College-Kern Comm. Col. District	7
Baldwin-Wallace College	133
Barber-Scotia College	133

INDEX (Cont.)

Institution	Page No.
Bard College	45
Barstow Community College	3
Baruch College-CUNY	45
Battle Creek Campus-Western Michigan Univ.	36
Bay de Noc Community College	32
Beatrice Campus-Southeast Tech. Comm. Col.	40
Beaver Dam Campus-Moraine Park Tech. Inst.	68
Becker Junior College	29
Belleville Area College	20
Belleville Campus-Belleville Area Col.	20
Bellevue Community College	63
Bemidji State University-Minnesota St. Univ. Sys.	37
Benton Harbor Campus-Western Michigan Univ.	36
Bergen Community College	41
Berkeley Campus-University of California	13
Berklee College of Music	30, 78
Berkshire Community College-Massachusetts C. C. Sys.	30, 78
Big Bend Community College	64
Binghamton State University-SUNY	52
Bishop's University-Quebec	94
Black Hawk College	20
Black Hills State University-South Dakota Bd. of Reg. Sys.	63
Blackhawk Voc. Tech. College	66
Bloomfield College	41
Bloomsburg University of Pennsylvania	60
Blue Hills Community College-Massachusetts C. C. Sys.	78
Blue Mountain Community College	56
Boone Campus-Des Moines Area Comm. Col.	24
Borough of Manhattan Community College-CUNY	45
Boston Campus-Univ. of Massachusetts	32
Boston Campus-Wentworth Institute of Technology	32
Boston University	119, 120
Bowling Green State University	133
Boyce Campus-Comm. Col. of Allegheny County	58
Bradford College	120, 131
Brandon Learning Center-Hillsborough Comm. Col.	19
Brandon University-Manitoba	89
Brainerd Community College-Minnesota C. C. Sys.	37
Brevard Community College	18
Bridgewater State College-Massachusetts State Colleges	31, 79
Bristol Campus-Roger Williams College	62
Bristol Community College-Massachusetts C. C. Sys.	30, 78
Brockport State College-SUNY	52
Bronx Community College-CUNY	45
Brookdale Community College	41
Brooklyn College-CUNY	45
Brooklyn Health Science Center-SUNY	53

INDEX (Cont.)

Institution	Page No.
Brooklyn-Pratt Institute	51
Broome Community College	45
Broward Community College	18
Bryant College	61
Bucks County Community College	58
Buffalo State University-SUNY	52
Bunker Hill Community College-Massachusetts C. C. Sys.	30, 78
Burlington County College	41
Butler County Community College	26, 134
Butler University	130
Butte College	3
Cabrillo College	4
California Institute of the Arts	129
California State University System	4, 126
California University of Pennsylvania	60
Calmar Campus-Northeast Iowa Technical Institute	25
Cambrian Community College-Ontario	91
Camden Campus-Rutgers State University of N.J.	43, 80, 85
Camden County College	41
Campion College-Univ. of Regina	95
Canada College-San Mateo County C. C. District	11
Canadore Community College-Ontario	91
Canton Agricultural & Technical College-SUNY	52
Cape Cod Community College-Massachusetts C. C. Sys.	30, 78
Capital District E.O.C.-Hudson Valley Comm. Col.	72
Carl Sandburg Col	20
Carleton University	91
Carroll Campus-Des Moines Area Comm. Col.	24
Carthage Extension Center-Carl Sandburg College	20
Cascade Campus-Portland Oregon Comm. Col.	57, 81
Castleton State College-Vermont State Colleges	63, 82
Catholic University of America Law School	119, 120, 129
Cattaraugus County Campus-Jamestown Comm. Col.	48
Cayuga County Community College	45
C.C.E. Campus-Univ. of Rhode Island	62
Centenary College for Women	132
Centennial Community College-Ontario	91
Center Campus-Macomb County Comm. Col.	34
Central Campus-Broward Comm. Col.	18
Central Campus-Palm Beach Comm. Col.	19
Central Campus-Seattle Comm. Col. District VI	65
Central Campus-Southern State Comm. Col.	39
Central Community College	16
Central Connecticut State College-Conn. State Univ. Sys.	16
Central Florida Community College	130
Central Islip Campus-New York Institute of Technology	50

INDEX (Cont.)

Institution	Page No.
Central Maine Technical College-Maine Tech. Col. Sys.	28
Central Michigan University	32
Central Oregon Community College	57
Central State University	54
Central YMCA Community College	122
Centralia College	64, 73
Cerro Coso College-Kern Comm. Col. District	7
Chabot College	5
Chaffey Community College	5
Chemeketa Community College	57, 81
Cheyney University of Pennsylvania	60
Chicago State University-Illinois Bd. of Governors	21, 72
Chico-California State University	4
Chinatown Community College Center-San Francisco C. C.	71
Chipola Junior College	18
Chippewa Falls Campus-Chippewa Valley Tech. College	67
Chippewa Valley Technical College	67
Cincinnati Technical College	54, 100
Citrus College	5
City Campus-Erie Comm. Col.	47
City College-CUNY	45
City College of San Francisco-San Francisco Comm. Col.	11
City Colleges of Chicago	21, 102
City University of New York	45
City-Wide College-City Colleges of Chicago	21
Clackamas Community College	57
Clairemont Mesa Center-San Diego C. C. Adult Ed. Sys.	10
Claremont Colleges	5
Claremont McKenna College-Claremont Colleges	5
Claremont University Graduate School-Claremont Colleges	5
Clarinda Campus-Iowa Western Comm. Col.	25
Clarion University of Pennsylvania	60
Clark College	64
Clarkston Center-Walla Walla Comm. Col.	66
Clatsop Community College	57
Clearwater Community College District-Minnesota C. C. Sys.	37
Clermont General & Technical College-Univ. of Cincinnati	56
Clinton Community College-Eastern Iowa C. C. District IX	24
Clinton Community College-New York	46
Cloud County Community College	26
Coachella Valley Community College	129
Coast Community College District	5, 77
Coastline Community College-Coast Comm. Col. District	5, 77
Cobleskill Agricultural & Technical College-SUNY	52
Cocoa Campus-Brevard Comm. Col.	18
Coffeyville Community College	26
Colby Community College	27

INDEX (Cont.)

Institution	Page No.
College of Alameda-Peralta Comm. Col. District	9
College of Applied Science-Univ. of Cincinnati	56
College of DuPage	21, 100
College of Environ. Sci. & Forestry at Syracuse-SUNY	52
College of Insurance	46
College of Lake County	21
College of Marin	5
College of Optometry at New York City-SUNY	53
College of Osteopathic Medicine	119, 120
College of Saint Francis	130
College of Saint Rose	120
College of Saint Theresa	120
College of San Mateo-San Mateo County C. C. District	11
College of Staten Island-CUNY	45
College of Technology at Utica/Rome-SUNY	52
College of the Canyons	72
College of the Desert	6, 129
College of the Redwoods	6
College of the Sequoias	6
Colorado Community College System	14
Colorado Northwestern College-Colorado C. C. Sys.	14
Colorado Women's College	122
Columbia Basin Community College	64
Columbia College-Yosemite Comm. Col. District	14
Columbia Greene Community College	46
Columbus-Region 1-Central Comm. Col.	39
Community Campus-Pima Comm. Col.	3
Community College Centers-San Francisco Comm. Col.	11
Community College of Allegheny County	58
Community College of Baltimore	29
Community College of Beaver County	59
Community College of Philadelphia	59, 82
Community College of Rhode Island	62
Community College of the Finger Lakes	46
Community College of Vermont	134
Community College Skills Center-San Francisco Comm. Col.	71
Compton Community College	6
Concordia University-Quebec	94
Conestoga Community College-Ontario	92
Confederation Community College-Ontario	92
Connecticut Community College System	15
Connecticut State Technical Colleges	15
Connecticut State University System	16
Connecticut Technical College	129
Contra Costa College-Contra Costa Comm. Col. District	6
Contra Costa Community College District	6

INDEX (Cont.)

Institution	Page No.
Cooper Union	46, 120
Copper Basin Campus-Prince William Sound C. C.	3
Cordova Campus-Prince William Sound C. C.	3
Cornell University-ILR	46, 80
Corning Community College	133
Cortland State College-SUNY	52
Cosumnes River College-Los Rios C. C. Sys.	8
Cottey College	119, 132
Council Bluffs Campus-Iowa Western Comm. Col.	25
County College of Morris	41
Cowley County Community College	27
Crafton Hills Community College-San Bernadino C. C.	10
Creston-Southwestern Comm. Col.	26
Crookston Campus-University of Minnesota	72
Culinary Institute of America	47
Cumberland County College	41
Curry College	119, 120, 131
Cuyahoga Community College District	54
Cuyamaca College-Grossmont/Cuyamaca Comm. Col. District	7
Cypress College-North Orange County Comm. Col.	9
Daemen College	119, 120
Dakota State-South Dakota Bd. of Reg. Sys.	63
Dale Mabry Campus-Hillsborough Comm. Col.	19
Dalhousie University-Nova Scotia	90
Danville Area College	21
Davis Campus-University of California	13
Dawson Community College	38
Dean Junior College	120, 131
DeAnza College-Foothill-DeAnza Comm. Col. District	6
Dearborn Campus-Univeristy of Michigan	85
Dearborn Heights Campus-Henry Ford Comm. Col.	33
Delaware County Comm. Col.	59
Delaware State College	17
Delaware Technical & Community College	119
Delhi Agricultural & Technical College-SUNY	52
Denver-Auraria Community College-Colorado Comm. Col. Sys.	14
Des Moines Area Community College	24
Detroit College of Business	32
Detroit Institute of Technology	122
Diablo Valley College-Contra Costa Comm. Col. District	6
District I Technical Institute	74
Dodge City Community College	21
Dominguez Hills-California State University	4
Dowling College	47
Downriver Region-Wayne County Comm. Col.	36

INDEX (Cont.)

Institution	Page No.
Downstate Medical Ctr.-SUNY (See Bklyn Health Sci. Ctr.)	53
Downtown Campus-Pima Comm. Col.	3
Downtown Campus-Wayne County Comm. Col.	36
Downtown Community College Center-San Francisco C.C.	71
Drury College	119, 120
Duluth Campus-University of Minnesota	38, 72
Duquesne University Law School	120
Durham Campus-Univ. Sys. of New Hampshire	132
Durham Community College-Ontario	92
Dutchess Community College	47, 81
Dyke College	54
D'Youville College	47
East Campus-Black Hawk Comm. Col.	20
East Campus-Pima Comm. Col.	3
East Coast Aero Technical School-Wentworth Inst. of Tech.	32
East Liverpool Regional Campus-Kent State Univ.	55
East Los Angeles College-Los Angeles Comm. Col. Sys.	7
East St. Louis Community College (See State C.C. of E. St. Louis)	72
East San Diego Campus Center-San Diego Comm. Col. Adult Ed. Sys.	10
East Stroudsburg University of Pennsylvania	60
Eastern Campus-Cuyahoga Comm. Col. District	54
Eastern Campus (Riverhead)-Suffolk County Comm. Col.	53
Eastern Connecticut State College-Conn. State Univ. Sys.	16
Eastern Illinois University-Illinois Bd. of Governors	21, 72
Eastern Iowa Community College District IX	24
Eastern Maine Technical College-Maine Tech. Col. Sys.	28
Eastern Michigan University	33
Eastern Montana College	39
Eastern Oregon State College	133
Eastern Region-Wayne County Comm. Col.	36
Ecole Polytechnique-Quebec	94
Edinboro University of Pennsylvania	60
Edison Community College	18
Edison State College	55
Edmonds Community College	64, 74
Educational Cultural Complex Campus Center-San Diego Comm. Col. Adult Ed. Sys.	10
El Camino Community College	6
Elizabeth-Union County College	44
Elizabethtown Campus-North Country Comm. Col.	50
Elkhorn Valley Campus-Metropolitan Tech. Comm. Col.	39
Emerson College	30
Empire State College-SUNY	52
Endicott College	30
Erie Community College	47

INDEX (Cont.)

Institution	Page No.
Essex County College	42
Everett Community College	64
Evergreen Valley College-San Jose C. C. District	11
Fairleigh Dickinson University	119, 120
Fanshawe Community College-Ontario	92
Farmingdale Agricultural & Technical Coll.-SUNY	52
Fashion Institute of Technology	47
Fergus Falls Community College-Minnesota Comm. Col. Sys.	37
Ferris State University	33
Fitchburg State College-Massachusetts State Colleges	31, 79
Flint Campus-University of Michigan	85
Florida Agric. & Mech. University-Florida State Univ. System	18
Florida Atlantic University-Florida State Univ. Sys.	18
Florida International University-Florida State Univ. System	18
Florida Junior College	130
Florida Memorial College	18, 120
Florida State University System	18, 85, 126
Florida State University-Florida State Univ. Sys.	18, 72
Florissant Valley Campus-St. Louis Comm. Col.	38
Fond du Lac Campus-Moraine Park Tech. Inst.	68
Foothill College-Foothill-DeAnza Comm. Col. District	6
Foothill-DeAnza Community College District	6
Fordham University	133
Fordham University Law School	47
Forest Park Campus-St. Louis Comm. Col.	38
Fort Scott Community College (See Pierce College)	27
Fort Steilacoom Community College	24
Fox Valley Technical Institute	67
Fox Valley Tech. Institute-Appleton	67
Fox Valley Tech. Institute-Oshkosh	67
Framingham State College-Massachusetts State Cols.	31, 79
Franklin Pierce College	41
Fredonia State College-SUNY	52
Fresno-California State Univ.	4
Fresno City College-State Center Comm. Col. District	12
Front Range Community College-Colorado Comm. Col. Sys.	14
Frontier Community College-Illinois Eastern Comm. Col.	22
Fullerton-California State Univ.	4
Fullerton College-North Orange County Comm. Col.	9
Fulton-Montgomery Community College	48
Garden City Community College	27
Garrett Heyns Educational Center-Centralia Col.	73
Gateway Aviation Center-Kenosha	67
Gateway Technical College	67

INDEX (Cont.)

Institution	Page No.
Gateway Tech.-Elkhorn	67
Gateway Tech.-Kenosha	67
Gateway Tech.-Racine	67
Gavilan Community College	6
Geauga Regional Campus-Kent State Univ.	55
Genesee Community College	48
Geneseo State College-SUNY	52
George Brown Community College-Ontario	92
Georgian Community College-Ontario	92
Germantown Campus-Montgomery Col.	29
Glade Campus-Palm Beach Community College	19
Glassboro State College-New Jersey State Col. Sys.	42, 80
Glendale Community College	7
Glen Oaks Community College	33
Gloucester County College	42
Goddard College	119
Gogebic Community College	33
Golden West Community College-Coast Comm. Col. District	5, 77
Governors State University-Illinois Bd. of Governors	21, 72
Graduate School & University Center-CUNY	45
Graduate School of Biomedical Sciences-Univ. of Med. & Dent. of NJ	44
Grand Island-Region 2-Central Comm. Col.	39
Grand Rapids Campus-Western Michigan Univ.	36
Grand Rapids Junior College	33
Grand Valley State Colleges/University	131
Granite City Campus-Belleville Area College	20
Grays Harbor College	126
Greater Hartford Community College-Conn. Comm. Col. Sys.	15
Greater New Haven State Tech. College-Conn. State Tech. Cols.	15
Green Bay Campus-Northeast Wisconsin Tech. Inst.	69
Green River Community College	64
Greenfield Community College-Massachusetts Comm. Col. Sys.	78
Grossmont College-Grossmont/Cuyamaca Comm. Col. District	7
Grossmont/Cuyamaca Community College District	7
Hamline University	132
Harbor Campus-Comm. Col. of Baltimore	29
Harbor View Campus Center-San Diego Comm. Col. Adult Ed. Sys.	10
Hartford Campus-Univ. of Connecticut	17
Hartford State Technical College-Conn. State Tech. Col.	16
Hartnell Community College	7
Harvey Mudd College-Claremont Cols.	5
Hastings-Region 3-Central Comm. Col.	39
Hawkeye Institute of Technology	25
Hayward-California State Univ.	4
Hayward Campus-Chabot College	5

INDEX (Cont.)

Institution	Page No.
Hearst University-Ontario	92
Henry Ford Community College	33
Herkimer County Community College	48
Hibbing Community College-Minnesota Comm. Col. Sys.	37
Highland Community College	21
Highland Lakes Campus-Oakland Comm. Col.	35
Highland Park Community College	33
Highline Community College	64
Hillsborough Community College	19
Hilo Campus/Hawaii Community College-Univ. of Hawaii	20
Hocking Technical College	55
Hofstra University	48
Holyoke Community College-Mass. Comm. Col. Sys.	30, 78, 131
Honolulu Community College-Univ. of Hawaii	20
Hostos Community College-CUNY	45
Housatonic Regional Community College-Conn. Comm. Col. Sys.	15
Hudson County Community College	42, 102
Hudson Valley Community College	48
Humber Community College-Ontario	92
Humboldt State University-California State Univ.	4
Hunter College-CUNY	45
Hutchinson Community College	27
Illinois Board of Governors	21
Illinois Central College	22
Illinois Eastern Community Colleges	22
Illinois State University	130
Illinois Valley Community College	22
Imperial Valley College	7, 129
Independence Community College	27
Indian River Community College	19
Indian Valley Campus-College of Marin	5
Indiana University of Pennsylvania	60
Institut Armand Frappier-Quebec	94
Institut National de la Recherche Scientifique-Quebec	94
Inver Hills Community College-Minnesota Comm. Col. Sys.	37
Iowa Central Community College	25
Iowa Lakes Community College	25
Iowa Western Community College	25
Irvine Campus-University of California	13
Irving Valley College-Saddleback Comm. Col. District	10
Itasca Community College-Minnesota Comm. Col. Sys.	37
Ithaca College	119, 120, 133
Jackson Community College	33
Jacksonville University	130
Jamestown Campus-Jamestown Comm. Col.	48

INDEX (Cont.)

Institution	Page No.
Jamestown College	119
Jamestown Community College	48
Jefferson Community College	48
Jefferson Technical College	55
Jersey City State College-New Jersey State Col. Sys.	42, 80
John A. Logan College	22
John Adams Community Center-San Francisco Comm. Col.	71
John Jay College of Criminal Justice-CUNY	45
John O'Connell Comm. Col. Center-San Francisco Comm. Col.	71
Johnson County Community College	27
Johnson State College-Vermont State College	63, 82
Joliet Junior College	22
Kalamazoo (Main) Campus-Western Michigan Univ.	36
Kalamazoo Valley Community College	33
Kankakee Community College	22
Kansas City Kansas Community College	27
Kapiolani Community College-Univ. of Hawaii	20
Kaskaskia College	22
Kauai Community College-Univ. of Hawaii	20
Kean College of New Jersey-New Jersey State Col. Sys.	43, 80
Kearney State College-Nebraska State Cols.	40
Kearny Mesa Campus Center-San Diego Comm. Col. Adult Ed. Sys.	10
Keene State College	41
Kellogg Community College	33
Kendall School of Design	33
Kennebec Valley Tech. College-Maine Tech. Col. Sys.	28
Kennedy-King College-City Colleges of Chicago	21
Kent State University	55, 73
Kentfield Campus-College of Marin	5
Kern Community College District	7
Kerney Center-Mercer County Comm. Col.	73
King's College	134
Kings River Community College-St. Center Comm. Col. District	12
Kingsborough Community College-CUNY	45
Kingston Campus-Univ. of Rhode Island	62
Kirkwood Community College	25
Kirtland Community College	34
Kishwaukee Community College	22
Kutztown University of Pennsylvania	60
Labette Community College	28
Laboure College	30
Lackawanna Junior College	59
LaGuardia Community College-CUNY	45
Lake Land College	22
Lake Superior State University	34, 126

INDEX (Cont.)

Institution	Page No.
Lakehead University-Ontario	92
Lakeland Community College	55
Lakeshore Technical College	67
Lakewood Community College-Minnesota Comm. Col. Sys.	37
Lamar Community College-Colorado Comm. Col. Sys.	14
Lambton Community College-Ontario	92
Lane Community College	57
Laney College-Peralta Comm. Col. District	9
Lansing Campus-Western Michigan Univ.	36
Lansing Community College	34, 119
Las Positas Campus-Chabot College	5
Lasell Junior College	131
Lassen Community College	7
Laurentian University	92
Lawrence Institute of Technology	131
Leeward Community College	20
Lehigh County Community College	59
Lehman College-CUNY	45
Leicester College-Becker Junior College	29
Lewis and Clark Community College	20, 120
Lewis University	119, 120
Liberal Arts Campus-Long Beach City College	7
Liberty Campus-Comm. Col. of Baltimore	29
Lincoln Campus-Comm. Col. of Rhode Island	62
Lincoln Campus-Southeast Tech. Comm. Col.	40
Lincoln Trail College-Illinois Eastern Comm. Col.	22
Lincoln University	59
Linn-Benton Community College	57
Livingstone College	120
Lock Haven University of Pennsylvania	60
Long Beach-California State Univ.	4
Long Beach City College	7
Long Island Campus-Cornell University ILR	46, 80
Long Island University-Brooklyn	49, 120
Long Island University-College of Pharmacy	120
Long Island University-C.W. Post	49, 81, 120
Long Island University-Southampton Center	120
The Loop College-City Cols. of Chicago (See Washington Col.)	21
Loretto Heights College	120, 122
Los Angeles-California State Univ.	4
Los Angeles Campus-Univ. of California	13
Los Angeles City College-Los Angeles Comm. Col. Sys.	7
Los Angeles Community College System	7
Los Angeles Harbor College-Los Angeles Comm. Col. Sys.	7
Los Angeles Mission College-Los Angeles Comm. Col. Sys.	8
Los Angeles Pierce College-Los Angeles Comm. Col. Sys.	8
Los Angeles Southwest College-Los Angeles Comm. Col. Sys.	8

INDEX (Cont.)

Institution	Page No.
Los Angeles Trade-Tech. College-Los Angeles Comm. Col. Sys.	8
Los Angeles Valley College-Los Angeles Comm. Col. Sys.	8
Los Medanos College-Contra Costa Comm. Col. District	6
Los Rios Community College System	8
Lower Columbia College	64
Loyalist Community College-Ontario	92
Luther College-Univ. of Regina-Saskatchewan	95
Luzerne County Community College	59
Lyndon State College-Vermont State Col.	63, 82
Macomb County Community College	34
Madison Area Technical College-Fort Atkinson	67
Madison Area Technical College-Madison	67
Madison Area Technical College-Portage	67
Madison Area Technical College-Reedsburg	67
Madison Area Technical College-Watertown	67
Madison Area Vocational & Technical College	67
Main Campus-Carl Sandburg College	20
Main Campus, Cranford-Union County Col.	44
Main Campus-Henry Ford Comm. Col.	33
Main Campus-Kent State Univ.	55
Main Campus-Labette Comm. Col.	28
Main Campus-Metropolitan Tech. Comm. Col.	39
Main Campus-Walla Walla Comm. Col.	66
Main Campus-Wausau-North Central Tech. Inst.	68
Main Campus-Wenatchee Valley Col.	66
Maine Maritime Academy	131
Maine Technical College System	28
Malcolm X College-City Cols. of Chicago	21
Malone Campus-North Country Comm. Col.	50
Manchester Community College-Connecticut Comm. Col. Sys.	15
Manhattan College	133
Mankato State University-Minnesota State Univ. Sys.	37
Manoa Campus-Univ. of Hawaii	20
Mansfield University of Pennsylvania	60
Marin Community College (See College of Marin)	71
Marinette Campus-Northeast Wisconsin Tech. Inst.	69
Maritime College at Fort Schuyler-SUNY	52
Marshfield Campus-Mid-State Tech. Col.	68
Marymount College	49
Marymount College of Virginia	120
Marymount University	101, 119, 126
Massachusetts Bay Community College-Mass. Comm. Col. Sys.	30, 78
Massachusetts College of Art-Mass. St. Cols.	31, 79
Massachusetts Community College System	30, 72, 78
Massachusetts Maritime Academy-Mass. St. Cols.	31, 79, 131
Massachusetts State Colleges	31, 72, 79, 102

INDEX (Cont.)

Institution	Page No.
Massasoit Community College-Mass. Comm. Col. Sys.	30, 78
Mattatuck Community College-Connecticut Comm. Col. Sys.	15
Maui Community College-Univ. of Hawaii	20
McCook Campus-Mid-Plains Tech. Comm. Col. Area	40
McHenry County College	23
Medgar Evers College-CUNY	46
Melbourne Campus-Brevard Comm. Col.	18
Memorial University-New Foundland	19
Menomonie Campus-Chippewa Valley Tech. Col.	67
Menomonie Falls Campus-Waukesha County Tech. Col.	69
Meramec Campus-St. Louis Comm. Col.	38
Merced College	8
Mercer County Community College	42, 126
Merrimack College	131
Merritt College-Peralta Comm. Col. District	9
Mesabi Community College-Minnesota Comm. Col. Sys.	37
Metropolitan Campus-Cuyahoga Comm. Col. District	54
Metropolitan State University-Minnesota State Univ. Sys.	37
Metropolitan Technical Community College	39
Miami Dade Junior College	130
Miami University	101
Michigan State University	34, 131
Middlefield College-Foothill-DeAnza Comm. Col. District	6
Middlesex Community College-Connecticut Comm. Col. Sys.	15
Middlesex Community College-Massachusetts Comm. Col. Sys.	30, 78
Middlesex County College	42
Midway Campus Center-San Diego Comm. Col. Adult Ed. Sys.	10
Mid-Michigan Community College	34
Mid-Plains Technical Community College Area	40
Mid-State Technical College	68
Miles Community College	39
Milford Campus-Southeast Tech Comm. Col.	40
Millersville University of Pennsylvania	60
Miller-Searle Center-Henry Ford Comm. Col.	72
Milton College	120, 122
Milwaukee Area Technical College	68
Milwaukee Campus-Milwaukee Area Tech. Col.	68
Minneapolis Community College-Minnesota Comm. Col. Sys.	37
Minneapolis-St. Paul Campus-Univ. of Minnesota	132
Minnesota Community College System	37
Minnesota State University System	37, 38
Mira Mesa Campus Center-San Diego Comm. Col. Adult Ed. Sys.	10
Mission College-West Valley Mission Comm. Col. District	14
Mission Community College Center-San Francisco Comm. Col.	72
Mitchell College	16
Modesto Junior College-Yosemite Comm. Col. District	14
Mohawk Community College-Ontario	92

INDEX (Cont.)

Institution	Page No.
Mohawk Valley Community College	49
Mohegan Community College-Connecticut Comm. Col. Sys.	15
Monmouth College	42
Monroe Community College	49
Monroe County Community College	34
Montana State University	101, 132
Montcalm Community College	34
Montclair State College-New Jersey State Col. Sys.	43, 80
Montefiore Hospital/Medical Center-N.Y.	120, 133
Monterey Peninsula Community College	8
Montgomery College	29
Montgomery County Community College	59
Moore College of Art	59
Moorhead State University-Minnesota State Univ. Sys.	37
Moorpark College-Ventura County Comm. Col. District	13
Moraine Park Technical College	68
Moraine Valley Community College	23, 126
Morgan Community College-Colorado Comm. Col. Sys.	14
Morris Campus-Univ. of Minnesota	72
Morrisville Agricultural & Technical College-SUNY	52
Morton College	23
Mott Community College	34
Mount Allison University-New Brunswick	89, 120
Mount Hood Community College	57, 81
Mount San Antonio College	8
Mount San Jacinto College	8
Mount St. Vincent University-Nova Scotia	90
Mount Vernon Campus-Skagit Valley College	65
Mount Vernon College	119, 120
Mount Wachusett Community College-Mass. Comm. Col. Sys.	30, 78
Muscatin Community College-Eastern Iowa Comm. Col. Dist. IX	24
Muskegon Campus-Western Michigan Univ.	36
Muskegon Community College	35
Napa Valley College	8
Narragansett Bay Campus-Univ. of Rhode Island	62
Nassau Community College	49, 81
Nasson College	120, 122
Nathaniel Hawthorne College	132
National College of Business	62
Natural Resources-Penn. Col. of Tech.	60
Navajo Campus Center-San Diego Comm. Col. Adult Ed. Sys.	10
Nebraska State Colleges	40
New Brunswick Campus-Rutgers State Univ. of NJ	43, 80, 85
New England College	119
New England Conservatory of Music	131
New Jersey Dental School	44

INDEX (Cont.)

Institution	Page No.
New Jersey Institute of Technology	42
New Jersey Medical School	44
New Jersey School of Osteopathic Medicine	44
New Jersey State College System	42, 80
New Paltz State College-SUNY	52
New Richmond Campus-Wisconsin Indianhead VTAE District	69
New York City Campus-Cornell University ILR	46, 80
New York City Campus-New York Inst. of Tech.	50
New York City Technical College-CUNY	46
New York Institute of Technology	50
New York Medical College	120, 133
New York University	133
New York University Law School	50
Newark Campus-Essex County Col.	42
Newark Campus-Rutgers State Univ. of New Jersey	43, 80, 85
Niagara Community College-Ontario	92
Niagara County Community College	50
Niagara University	50, 101
Normandale Community College-Minnesota Comm. Col. Sys.	37
North Adams State College-Massachusetts St. Cols.	31, 79
North Campus-Broward Comm. Col.	18
North Campus-Comm. Col. of Allegheny County	58
North Campus-Erie Comm. Col.	47
North Campus-Iowa Lakes Comm. Col.	25
North Campus-Milwaukee Area Tech. Col.	68
North Campus-Palm Beach Comm. Col.	19
North Campus-Penn. Col. of Tech.	60
North Campus-Seattle Comm. Col. District VI	65
North Campus-Southeastern Comm. Col.	26
North Campus-Southern State Comm. Col.	56
North Campus-Wenatchee Valley Col.	66
North Central Michigan College	35
North Central Technical Institute	68
North Country Community College	50
North Hennepin Community College-Minnesota Comm. Col. Sys.	37
North Orange County Community College	9, 129
North Platte Campus-Mid-Plains Tech. Comm. Col. Area	40
North Shore Community College-Mass. Comm. Col. Sys.	30, 78
North Shores Campus Center-San Diego Comm. Col. Adult Ed. Sys.	10
Northampton County Area Community College	59
Northeast Iowa Tech. Institute (Area 1)	25
Northeast Wisconsin Tech. College	69
Northeastern Illinois University-Ill. Bd. of Governors	21, 72
Northeastern Junior College-Colorado Comm. Col. Sys.	14
Northeastern University	131
Northern Community College-Ontario	92

INDEX (Cont.)

Institution	Page No.
Northern Essex Community College-Mass. Comm. Col. Sys.	30
Northern Illinois University	130
Northern Maine Technical College-Maine Tech. Col. Sys.	28
Northern Michigan University	35, 79, 131
Northern Montana College	39
Northern State University-South Dakota Bd. of Reg. Sys.	63
Northland College	69, 134
Northland Community College-Minnesota Comm. Col. Sys.	37
Northridge-California State Univ.	4
Northwest Iowa Technical College (Area IV)	25
Northwest Technical College	55, 126
Northwestern Connecticut Community College	15
Northwestern Region-Wayne County Comm. Col.	36
Norwalk Community College	15
Norwalk State Technical College-Connecticut State Tech. Col.	16
Nova Scotia College of Art and Design	90
Oakland Community College	35
Oakland University	35
Oakton Community College	25, 77
Oberlin College	133
Ocean County College	43
Ohio Northern University	119, 120
Ohio University	133
Okaloosa-Walton Junior College	130
Old Westbury-New York Inst. of Tech.	50
Old Westbury State College-SUNY	52
Olive-Harvey College-City Cols. of Chicago	21
Olney Central College-Illinois Eastern Comm. Col.	22
Olympic College	64
Oneonta State College-SUNY	52
Onondaga Community College	50
Ontario Institute for Studies in Education	93
Orange Coast Community College-Coast Comm. Col. District	5, 77
Orange County Community College	51
Orchard Ridge Campus-Oakland Comm. Col.	35
Oregon College of Education	133
Oregon Institute of Technology	133
Oregon State University	133
Oswego Campus-Labette Comm. Col.	28
Oswego State College-SUNY	52
Otero Community College-Colorado Comm. Col. Sys.	14
Owens Technical College	55, 101
Oxnard College-Ventura County Comm. Col. District	13
Pace University	133
Pacific Coast Campus-Long Beach City Col.	7

INDEX (Cont.)

Institution	Page No.
Palm Bay Center-Brevard Comm. Col.	18
Palm Beach Community College	19
Palo Verde Community College	9
Park College	38
Parkland College	23, 101
Parsons School of Design	120, 133
Pasadena City College	9, 129
Passaic County Community College	93
Paul Smith College	133
Pensinsula College	65
Pennsylvania College of Technology	60
Pennsylvania State System of Higher Education	60
Pennsylvania State University	134
Pensacola Junior College	19, 130
Peosta Campus-Northeast Iowa Tech. Inst.	25
Peralta Community College District	9
Peru State College-Nebraska State Col.	40
Pewaukee (Main Campus)-Waukesha County Tech. Inst.	69
Philadelphia Campus-Temple Univ.	61
Philadelphia College of Art	134
Pierce College	65, 101
Pikes Peak Community College-Colorado Comm. Col. Sys.	14
Pima Community College	3
Pittsburg State University	28
Pitzer College-Claremont Colls.	5
Plainfield Campus-Union County Col.	44
Plant City Campus-Hillsborough Comm. Col.	19
Plattsburgh State College-SUNY	52
Plymouth Campus-Univ. Sys. of New Hampshire	132
Point Park College	134
Polk Community College	130
Polytechnic Institute of New York	119, 120
Pomona-California State Polytechnic University-CSU	4
Pomona College-Claremont Col.	5
Porterville College-Kern Comm. Col. District	7
Portland Community College	57, 81
Portland State University	57, 81
Post College	16, 101
Potsdam State College-SUNY	52
Prairie State College	23
Pratt Community College	28
Pratt Institute	51, 120
Pratt Manhattan Center-Pratt Inst.	51
Prince William Sound Community College	3, 71
Providence Branch-Roger Williams Col.	62
Pueblo Community College-Colorado Comm. Col. Sys.	14
Puerto Rico Junior College	120

INDEX (Cont.)

Institution	Page No.
Purchase State College-SUNY	52
Quad Campus-Black Hawk Comm. Col.	20
Queens Campus-St. John's Univ.	51
Queens College-CUNY	46
Queensborough Community College-CUNY	46
Quinebaug Valley Community College-Conn. Comm. Col. Sys.	15
Quinnipiac College	16
Quinsigmond Community College-Mass. Comm. Col. Sys.	30, 131
Rainy River Community College-Minn. Comm. Col. Sys.	37
Ramapo College of New Jersey-New Jersey State Col. Sys.	43, 80
Rancho Santiago Community College District	9, 77
Randolph-Macon College	134
Raritan Valley Community College	43
Raymond Walters College	56
Reading Area Community College	60
Red Bud Campus-Belleville Area Col.	20
Red Oak-Southwestern Comm. Col.	26
Red Rocks Community College-Colorado Comm. Col. Sys.	15
Regis College	15
Rend Lake College	23
Rensselaer Polytechnic Institute	133
Rhode Island College	62
Rhode Island School of Design	62, 82, 134
Rice Lake Campus-Wisconsin Indianhead VTAE District	69
Richard J. Daley College-City Cols. of Chicago	21
Ricker College	131
Rider College	43
Rio Grande College & Community College	5, 120
Rio Hondo Community College	9
River Falls Campus-Chippewa Valley Tech. Col.	67
Riverside Campus-Univ. of California	13
Riverside Community College District	9
Robert Morris College	60
Robert Wood Johnson Medical School-Univ. of Med. & Dent. of New Jersey	44
Rochester Community College-Minnesota Comm. Col. Sys.	37
Rock Creek Campus-Portland Comm. Col.	57, 81
Rock Valley College	126
Rockland Community College	51
Rockville Campus-Montgomery Col.	29
Roger Williams College	62
Rogue Community College	58
Rome Campus-Mohawk Valley Comm. Col.	49
Rosary Hill College	133
Ross Island Center-Portland Comm. Col.	73

INDEX (Cont.)

Institution	Page No.
Roxbury Community College-Massachusetts Comm. Col. Sys.	30
Rutgers Medical School (See Robert Wood Johnson Medical School)	73
Rutgers State University of New Jersey	43, 80, 85, 119
Ryerson Polytechnical Institute-Ontario	93
Sacramento-California State Univ.	4
Sacramento City College-Los Rios Comm. Col. Sys.	8
Saddleback College-Saddleback Comm. Col. District	10
Saddleback Community College District	10
Saginaw Valley State University	35
Saint-Boniface-Manitoba	89
Saint Cloud State University-Minnesota State Univ. Sys.	37
Saint Joseph College-Maine	120
Saint Joseph's College-New York	133
Saint Leo College	19
Saint Louis Community College	38
Saint-Louis Maillet-New Brunswick	90
Saint Mary's University-Nova Scotia	91
Saint Theresa College	132
Salem Community College	44
Salem College	119, 120
Salem Regional Campus-Kent State Univ.	55
Salem State College-Massachusetts State Cols.	31, 79
San Bernardino-California State Univ.	4
San Bernardino Community College	10
San Bernardino Valley College-San Bernardino Comm. Col.	10
San Diego Campus-Univ. of California	13
San Diego City College-San Diego Comm. Cols.	10
San Diego Community College Adult Ed. Sys.	10
San Diego Community Colleges	10
San Diego Mesa College-San Diego Comm. Cols.	10
San Diego Miramar College-San Diego Comm. Cols.	10
San Diego State University-California State Univ.	4
San Francisco Campus-Univ. of California	13
San Francisco Community College	11
San Francisco State University-California State Univ.	4
San Joaquin Delta College	11
San Jose City College-San Jose Comm. Col. District	11
San Jose Community College District	11
San Jose State University-California State Univ.	4
San Luis Obispo-California State Polytechnic Univ.-CSU	4
San Mateo County Community College District	11
San Ysidro Education Center-Southwestern Comm. Col. Dist.	12
Sangamon State University	23
Santa Barbara Campus-Univ. of California	13
Santa Barbara Community College	11

INDEX (Cont.)

Institution	Page No.
Santa Clarita Community College District	11, 72
Santa Cruz Campus-Univ. of California	13
Santa Fe Community College	130
Santa Monica Community College	11
Santa Rosa Junior College	12, 100
Saranac Lake Campus-North Country Comm. Col.	50
Satellite-Antigo Campus-North Central Tech. Inst.	68
Sauk Valley College	23
Sault Community College-Ontario	93
Schenectady County Community College	51
Schoolcraft College	35
School of Osteopathic Medicine-Univ. of Med. & Dent. of New Jersey	44
Scotch Plains Campus-Union County Col.	44
Scott Community College-Eastern Iowa Comm. Col. District IX	24
Scottsbluff Campus-Western Nebraska Comm. Col.	40
Scripps College-Claremont Cols.	5
Seattle Community College District VI	65
Seattle University	120, 134
Selden Campus-Suffolk County Comm. Col.	53
Seneca Community College-Ontario	93
Seton Hall University	119, 120
Seton Hill College	134
Shasta College	12
Shaw College at Detroit	122
Shawnee Community College	23
Shawnee State University	56
Sheridan Community College-Ontario	93
Shippagan-New Brunswick	90
Shippensburg University of Pennsylvania	60
Shoreline Community College	65
Sidney Campus-Western Nebraska Comm. Col.	40
Sierra Joint Community College District	12
Simon Fraser University	96
Simon's Rock of Bard College	31, 121
Sir Sandford Fleming Community College-Ontario	93
Skagit Valley College	65
Skills Center-San Francisco Comm. Col.	71
Skyline College-San Mateo County Comm. Col. District	11
Slippery Rock University of Pennsylvania	60
Solano Community College	12
Somerset County College (See Raritan Valley C. C.)	73, 132
Sonoma State University-California State Univ.	4
South Campus-Broward Comm. Col.	18
South Campus-Comm. Col. of Allegheny County	58
South Campus-Erie Comm. Col.	47

INDEX (Cont.)

Institution	Page No.
South Campus-Iowa Lakes Comm. Col.	25
South Campus-Macomb County Comm. Col.	34
South Campus-Metropolitan Tech. Comm. Col.	39
South Campus-Milwaukee Area Tech. Col.	68
South Campus-Palm Beach Comm. Col.	19
South Campus-Seattle Comm. Col. District VI	65
South Campus-Southeastern Comm. Col.	26
South Campus-Southern State Comm. Col.	56
South Central Community College	15
South Dakota Board of Regents System	63
South Dakota School of Mines & Technology	63
South Dakota State University	63
South Puget Sound Community College	65, 73
South Suburban College	23
Southeast Campus-Oakland Comm. Col.	35
Southeast Center-Portland Comm. Col.	73
Southeast Community College	40
Southeastern Campus-Univ. of Connecticut	17
Southeastern Community College	26
Southeastern Illinois College	23
Southeastern Massachusetts University	31, 79
Southern Connecticut State Col.-Conn. State Univ. Sys.	16
Southern Illinois University-Carbondale	130
Southern Illinois University-Edwardsville	130
Southern Maine Technical College-Maine Tech. Col. Sys.	28
Southern Oregon State College	58, 121
Southern State Community College	56
Southwest State University-Minnesota State Univ. Sys.	38
Southwest Wisconsin Technical College	69
Southwestern College-Southwestern Comm. Col. District	12
Southwestern Community College	26
Southwestern Community College District	12
Southwestern Michigan College	119
Southwestern Oregon Community College	58
Spokane Community College	65
Spokane Falls Community College	65
Spokane Falls Community College District XVII	65
Spoon River College	24
Spring Garden College	61
Springfield Technical Community College-Massachusetts Comm. Col. Sys.	30, 131
St. Clair Community College-Ontario	93
St. Clair County Community College	35
St. Francis Xavier University-Nova Scotia	90
St. George's Campus-College of Staten Island-CUNY	45
St. John's University	51
St. Lawrence Community College-Ontario	93

INDEX (Cont.)

Institution	Page No.
St. Petersburg Junior College	130
St. Thomas University-New Brunswick	90
St. Thomas More College-Saskatchewan	95
Stadium Center-Portland Comm. Col.	73
Stamford Campus-Univ. of Connecticut	17
Stanislaus-California State Univ.	4
Stark County Regional Campus-Kent State Univ.	55
State Center Community College District	12
State Community College of East St. Louis	24, 72
State University of New York (SUNY)	51
Staten Island Campus-St. John's Univ.	51
Stephens College	119, 121, 132
Stephens Institute/Academy of Art College	121
Stevens Institute of Technology	119, 121
Stevens Point Campus-Mid-State Tech. Col.	68
Stockton State College-New Jersey State Col. Sys.	43, 80
Stony Brook Health & Science Center-SUNY	53
Stony Brook State University-SUNY	52
Storrs Campus-Univ. of Connecticut	17
Sturgeon Bay Campus-Northeast Wisconsin Tech. Inst.	69
Suffolk County Community College	53
Sullivan County Community College Professional Staff	53,
126Sunnyside Campus-Col. of Staten Island-CUNY	45
Sunnyvale College-Foothill-DeAnza Comm. Col. District	6
Superior Campus-Wisconsin Indianhead VTAE District	69
Sylvania Campus-Portland Comm. Col.	57, 81
Syracuse Health Science Center-SUNY	53
Syracuse University	133
Tacoma Community College	66
Taft College	12
Takoma Park Campus-Montgomery College	29
Taylor Business Institute	53
Technical University of Nova Scotia	91
Temple University	61
Temple University Law School	61
Terra Technical College	56
Thames Valley State Technical School-Conn. State Tech. Colleges	16
Thiel College	119, 121
Thomas A. Edison State College-New Jersey State College System	43, 80
Ticonderoga Campus-North Country Comm. Col.	50
Titusville Campus-Brevard Comm. Col.	18
Thompkins-Cortland Community College	53
Thornton Community College	72
Torrington Campus-Univ. of Connecticut	17

INDEX (Cont.)

Institution	Page No.
Towson State University	29
Treasure Valley Community College	58, 133
Trent University-Ontario	93
Trenton State College-New Jersey State Col. Sys.	43, 80
Trinidad State Junior College-Colorado Comm. Col. Sys.	15
Triton College	24
Trocaire College	53
Truman College-City Cols. of Chicago	21
Trumbull Regional Campus-Kent State Univ.	55
Tunxis Community College-Connecticut Comm. Col. Sys.	15
Tuscarawas Regional Campus-Kent State Univ.	55
Tusculum College	134
Twin Cities Campus-Univ. of Minnesota	72
Tyler School of Art Campus-Temple Univ.	61
Ulster County Community College	54, 101
Umpqua Community College	134
Union County College	44
Universite de Moncton-New Brunswick	89
Universite de Montreal-Quebec	94
Universite de Sherbrooke-Quebec	95
Universite du Quebec a Chicoutimi	94
Universite du Quebec a Hull	94
Universite du Quebec a Montreal	94
Universite du Quebec a Rimouski	94
Universite du Quebec a Trois-Rivieres	95
Universite du Quebec dans l'Ouest	94
Universite Laval-Quebec	94
Universite Sainte-Anne-Nova Scotia	91
University Central De Bayamon	121
University College-Univ. of Cincinnati	56
University College of Cape Breton-Nova Scotia	91
University of Alaska	121, 129
University of Alberta	89
University of Albuquerque	119, 121
University of Athabasca-Alberta	89
University of Bridgeport	16
University of British Columbia	96
University of Calgary-Alberta	89
University of California	12, 126
University of California-Berkeley	129
University of California-Los Angeles	129
University of California-Professional Scientists & Engineers of the Lawrence Livermore National Labs	129
University of California-Santa Cruz	72
University of Central Florida-Florida State Univ. Sys.	19
University of Cincinnati	56

INDEX (Cont.)

Institution	Page No.
University of Colorado	126, 129
University of Connecticut	17
University of Delaware	17
University of Detroit	35, 131
University of the District of Columbia	17
University of Dubuque	119, 121
University of Dubuque Seminary	119
University of Evansville	130
University of Florida-Florida State Univ. Sys.	85
University of Florida-Gainesville	19, 130
University of Florida-Institute of Food & Agricultural Science	130
University of Guam	70
University of Guelph	96
University of Hawaii	20
University of Kansas	130
University of Lethbridge-Alberta	89
University of Lowell	31
University of Maine	78
University of Maine System	28, 78
University of Maine-Augusta	28, 78
University of Maine-Farmington	28, 78
University of Maine-Fort Kent	28, 78
University of Maine-Machias	28, 78
University of Maine-Presque Isle	28, 78
University of Manitoba	89
University of Massachusetts	32
University of Medicine & Dentistry of New Jersey	44
University of Miami-Coral Gables	130
University of Michigan Teaching Assistants	85, 126
University of Minnesota	38, 132
University of Montana	39, 132
University of Nebraska College of Dentistry	132
University of Nebraska College of Law	40, 72
University of Nebraska-Lincoln	132
University of Nebraska-Omaha	40
University of New Brunswick	90
University of New Haven	119, 121
University of North Florida-Florida State Univ. Sys.	19
University of Northern Iowa	26
University of Oregon	134
University of Oregon Graduate Teaching Fellows	86, 126
University of Ottawa-Ontario	93
University of Pittsburgh	61, 100, 121, 134
University of Pittsburgh Health Professional Schools	134
University of Pittsburgh Law School	134
University of Pittsburgh Medical School	61

INDEX (Cont.)

Institution	Page No.
University of Pittsburgh-Provost Unit	134
University of Prince Edward Island	96
University of Regina-Saskatchewan	95
University of Rhode Island	62
University of San Francisco	13, 77
University of San Francisco-Col. of Professional Studies	129
University of San Francisco Law School	13
University of Saskatchewan	95
University of Scranton	61
University of South Dakota	63
University of South Dakota-Springfield	122
University of South Florida-Florida State Univ. Sys.	19, 85
University of Southern Maine-Univ. of Maine Sys.	29, 78
University of Toledo	133
University of Toronto	96
University of Vermont	134
University of Washington Nursing Staff	126
University of West Florida-Florida State Univ. Sys.	19
University of Windsor-Ontario	93
University of Winnipeg-Manitoba	89
University of Wisconsin-Madison Teaching Assistants	86, 126
University System of New Hampshire	132
Upstate Medical Center at Syracuse-SUNY (See Syracuse Health Sci. Ctr.)	53
Urban Campus-Des Moines Area Comm. Col.	24
U.S. Coast Guard Academy	16
U.S. Merchant Marine Academy	54
Utica Campus-Mohawk Valley Comm. Col.	49
Utica College of Syracuse University	54
Valdez Campus-Prince William Sound Comm. Col.	3
Vassar College Professional Staff	126
Ventura College-Ventura County Comm. Col. District	13
Ventura County Community College District	13
Vermilion Community College-Minnesota Comm. Col. Sys.	37
Vermont State Colleges	63, 82
Vermont Technical College-Vermont State Cols.	63, 82
Victor Valley College	13
Villa Maria College	133
Villanova University	121, 134
Vista College-Peralta Comm. Col. District	9
W. Alton Jones Campus-Univ. of Rhode Island	62
Wabash Valley College-Illinois Eastern Comm. Col.	22
Wagner College	119, 121
Walla Walla Community College	66
Warwick Campus-Comm. Col. of Rhode Island	62

INDEX (Cont.)

Institution	Page No.
Waseca Campus-Univ. of Minnesota	38, 72
Washington College-City Colleges of Chicago	21
Washington County Tech. College-Maine Tech. Col. Sys.	28
Washtenaw Community College	35
Waterbury Campus-Univ. of Connecticut	17
Waterbury State Technical College-Conn. State Tech. Cols.	16
Waubonsee Community College	24
Waukesha Campus-Waukesha County Tech. Col.	69
Waukesha County Technical College	69
Waynesburg College	134
Wayne County Community College	36
Wayne State College-Nebraska State Cols.	40
Wayne State University	36
Wenatchee Valley College	66
Wentworth Institute of Technology	32
Wesleyan University	129
West Bend Campus-Moraine Park Tech. Inst.	68
West Caldwell Campus-Essex County Col.	42
West Campus-Milwaukee Area Tech. Col.	68
West Campus-Pima Comm. Col.	3
West Chester University of Pennsylvania	60
West Hills College	13
West Los Angeles College-Los Angeles Comm. Col. Sys.	8
West Oahu College-Univ. of Hawaii	20
West Shore Community College	36
West Valley College-West Valley Mission Comm. Col. District	14
West Valley Mission Community College District	14
Westchester Community College	54
Westchester/Rockland Campus-Cornell Univ. ILR	46, 80
Western Campus-Cuyahoga Comm. Col. District	54
Western Campus (Brentwood)-Suffolk County Comm. Col.	53
Western Campus-Wayne County Comm. Col.	36
Western Connecticut State College-Conn. State Univ. Sys.	16
Western Illinois University-Illinois Bd. of Governors	21, 72
Western Iowa Tech Community College	26
Western Michigan University	36
Western Montana College	39
Western Nebraska Community College	40
Western Oregon State College	58
Western States Chiropractic College	58
Western Wisconsin Technical Institute	69
Westfield State College-Massachusetts State Cols.	31, 79
Westmoreland County Community College	61
Whatcom Community College	66
Whidbey Campus-Skagit Valley College	65
Wichita State University	121
Wilberforce University	56, 121

INDEX (Cont.)

Institution	Page No.
Williamsport Area Community College (See Pennsylvania College of Technology)	73
William Paterson College of New Jersey-New Jersey State College System	43, 80
William Rainey Harper College	24, 130
Willmar Community College-Minnesota Comm. Col. Sys.	37
Wilson College	134
Windward Community College-Univ. of Hawaii	20
Winona State University-Minnisota State Univ. Sys.	38
Wisconsin Indianhead VTAE District	69
Wisconsin Rapids Campus-Mid-State Tech. Col.	68
Worcester College-Becker Junior Col.	29
Worcester State College-Massachusetts State Cols.	31, 79
Wordsworth Academy	121
Worthington Community College-Minnesota Comm. Col. Sys.	37
Wright College-City Cols. of Chicago	21
Yakima Valley College	66
Ybor Campus-Hillsborough Comm. Col.	19
Yeshiva University	119, 121
York College-CUNY	46
York University-Ontario	93
Yosemite Community College District	14
Youngstown State University	56
Yuba College	14

**NATIONAL CENTER FOR THE STUDY OF COLLECTIVE
BARGAINING IN HIGHER EDUCATION AND THE PROFESSIONS**

PUBLICATIONS, 1973 - 1989

PROCEEDINGS	PRICE
<u>POWER RELATIONSHIPS ON THE UNIONIZED CAMPUS.</u> Seventeenth Ann. Conf., 1989.....	\$25.00
<u>COLLECTIVE BARGAINING AND THE ECONOMIC CONDITION OF HIGHER EDUCATION.</u> Sixteenth Ann. Conf., 1988.....	25.00
<u>THE FACULTY LIFE CYCLE: A LEGAL PERSPECTIVE.</u> Fifteenth Ann. Conf., 1987.....	20.00
<u>THE UNIONIZED PROFESSORiate: A DISCRIMINATING APPRAISAL.</u> Fourteenth Ann. Conf., 1986.....	20.00
<u>UNIONIZATION AND ACADEMIC EXCELLENCE.</u> Thirteenth Ann. Conf., 1985.....	15.00
<u>STRUCTURAL REFORM IN HIGHER EDUCATION COLLECTIVE BARGAINING.</u> Twelfth Ann. Conf., 1984.....	15.00
<u>COLLECTIVE BARGAINING IN A PERIOD OF RETRENCHMENT.</u> Eleventh Ann. Conf., 1983.....	5.00
<u>CAMPUS BARGAINING AT THE CROSSROADS.</u> Tenth Ann. Conf., 1982.....	5.00
<u>THE LEGAL AND ECONOMIC STATUS OF COLLECTIVE BARGAINING IN HIGHER EDUCATION.</u> Ninth Ann. Conf., 1981.....	5.00
<u>CAMPUS BARGAINING IN THE EIGHTIES.</u> Eighth Ann. Conf., 1980.....	5.00
<u>LANDMARKS IN COLLECTIVE BARGAINING IN HIGHER EDUCATION.</u> Seventh Ann. Conf., 1979.....	5.00
<u>THE UNIQUENESS OF COLLECTIVE BARGAINING IN HIGHER EDUCATION.</u> Sixth Ann. Conf., 1978.....	5.00
<u>COLLECTIVE BARGAINING AND THE FUTURE OF HIGHER EDUCATION.</u> Fifth Ann. Conf., 1977.....	5.00
<u>COLLECTIVE BARGAINING IN HIGHER EDUCATION.</u> First - Fourth Ann. Confs., 1973-1976.....	5.00
 BIBLIOGRAPHIES	
Vol. 16.....	25.00
Vol. 14-15.....	20.00
Vol. 12-13.....	15.00
Vol. 2, 4-11 (Vols. 1 and 3 Out of Print).....	5.00
 NEWSLETTERS	
<u>COLLECTIVE BARGAINING IN HIGHER EDUCATION: Analysis of Issues</u> 4 issues/year.....	25.00
 DIRECTORIES	
<u>DIRECTORY OF FACULTY CONTRACTS AND BARGAINING AGENTS IN INSTITUTIONS OF HIGHER EDUCATION (Annual):</u>	
1988-1989.....	25.00
1987.....	20.00
1985-1986.....	15.00
1975 to 1984.....	5.00
<u>CITY UNIVERSITY OF NEW YORK INDEX, DIGEST AND TABLES OF ARBITRATION AND COURT CASES, 1969-1974.....</u>	25.00
 BOOKS AND MONOGRAPHS	
Donovan, Mary - <u>SEX DISCRIMINATION IN HIGHER EDUCATION AND THE PROFESSIONS: AN ANNOTATED BIBLIOGRAPHY, 1989.....</u>	10.00
Kaminker, Dan - <u>PROFESSIONAL STAFF CONGRESS REVIEW OF ARBITRATIONS AND DIGEST OF SELECTED RELATED ISSUES, 1984.....</u>	25.00
Douglas, Joel M. and Molly Garfin - <u>CONTRACT DEVELOPMENT IN HIGHER EDUCATION FACULTY COLLECTIVE BARGAINING, 1980.....</u>	20.00
Douglas, Joel M., Loren A. Krause and Leonard Winogora - <u>WORKLOAD AND PRODUCTIVITY BARGAINING IN HIGHER EDUCATION, Monograph #3, 1980....</u>	6.00
Mintz, Bernard - <u>LIVING WITH COLLECTIVE BARGAINING: A CASE STUDY OF THE CITY UNIVERSITY OF NEW YORK, Monograph #2, 1979.....</u>	7.95
Chandler, Margaret K. and Daniel J. Julius - <u>FACULTY vs. ADMINISTRATION: RIGHTS ISSUES IN ACADEMIC COLLECTIVE BARGAINING, Monograph #1, 1979....</u>	6.00

