


Volume 18, January 1992

**Directory of
Faculty Contracts
and Bargaining Agents
In Institutions of Higher Education**

Joel M. Douglas

with

Michael Sandorfy



THE NATIONAL CENTER FOR THE STUDY OF COLLECTIVE BARGAINING IN
HIGHER EDUCATION AND THE PROFESSIONS—BARUCH COLLEGE
CITY UNIVERSITY OF NEW YORK

**NATIONAL CENTER FOR THE STUDY OF COLLECTIVE
BARGAINING IN HIGHER EDUCATION AND THE PROFESSIONS**

The National Center is an impartial, nonprofit educational institution serving as a clearinghouse and forum for those engaged in collective bargaining (and the related processes of grievance administration and arbitration) in colleges and universities and the professions. Operating on the campus of Baruch College, City University of New York, the Center addresses its research to scholars and practitioners in these fields.

Membership consists of institutions and individuals from all regions of the United States and Canada. Activities are financed primarily by membership, conference and workshop fees, foundation grants, and income from various services and publications made available to members and the public.

Inquiries regarding membership, publication or research orders should be addressed to the National Center for the Study of Collective Bargaining in Higher Education and the Professions, Baruch College, CUNY, 17 Lexington Avenue, Box 322, New York, New York 10010.

NATIONAL ADVISORY COMMITTEE

ERNST BENJAMIN
General Secretary
AAUP

THOMAS MANNIX
Assoc. Vice Chancellor
for Empl. Rels. & Personnel
SUNY

NEIL S. BUCKLEW
President
West Virginia University

DAVID NEWTON
Vice Provost
Adelphi University

MARY JANE CALAIS
Dir. of Federal Relations
NACUBO

IRWIN POLISHOOK
President, PSC
Vice President, AFT

MATTHEW GOLDSTEIN
President
Baruch College, CUNY

DONALD SAVAGE
Executive Director
CAUT, Canada

ROBERT D. HELSBY
Professor
Univ. of North Florida

ALBERT SHANKER
President, AFT
AFL-CIO

DANIEL J. JULIUS
Assoc. V.P. Acad. Affairs
Univ. of San Francisco

JAMES TINSMAN
President
APSCUF

CHRISTINE MAITLAND
Coordinator of Higher
Education, NEA


JIM WHITE
Vice President for
Financial Services
AACJC

JOEL M. DOUGLAS
Director, NCSCBHEP
Professor, Baruch College
CUNY

Volume 18, January 1992

Directory of Faculty Contracts and Bargaining Agents In Institutions of Higher Education

Joel M. Douglas
with
Michael Sandorfy



**THE NATIONAL CENTER FOR THE STUDY OF COLLECTIVE BARGAINING IN
HIGHER EDUCATION AND THE PROFESSIONS—BARUCH COLLEGE
CITY UNIVERSITY OF NEW YORK**

Copyright © 1992 in U. S. A.
By The National Center for the Study of Collective
Bargaining in Higher Education and the Professions
Baruch College, City University of New York

All rights reserved. No part of this publication may be reproduced, stored in a retrieval system, or transmitted in any form or by any means, electronic, mechanical, photocopying, recording, or otherwise, without the prior permission of the publisher.

Price: \$35.00

ISSN 0276-7805

TABLE OF CONTENTS

	PAGE
INTRODUCTION: UNIONIZATION AMONG FACULTY, 1991	v
FACULTY CONTRACTS AND BARGAINING AGENTS, U.S.	3
ADJUNCT FACULTY CONTRACTS AND BARGAINING AGENTS, U.S.	79
GRADUATE AND TEACHING ASSISTANT CONTRACTS AND BARGAINING AGENTS IN PUBLIC AND PRIVATE INSTITUTIONS IN THE U.S.	87
FACULTY COLLECTIVE BARGAINING AT CANADIAN UNIVERSITIES	91
SUMMARY OF ELECTIONS, U.S. - 1991	103
STATISTICAL ANALYSIS	
Table One - RECOGNIZED FACULTY BARGAINING AGENTS -- PUBLIC AND PRIVATE, 1992	107
Table Two - RECOGNIZED FACULTY BARGAINING AGENTS IN TWO- AND FOUR-YEAR INSTITUTIONS, 1992	108
Table Three - FACULTY COLLECTIVE BARGAINING AGREEMENTS, 1992	109
Table Four - ANALYSIS OF BARGAINING AGENTS AND COLLECTIVE BARGAINING AGREEMENTS	110
Table Five - FACULTY BARGAINING AGENTS AND COLLECTIVE BARGAINING AGREEMENTS (CBAs), PUBLIC AND PRIVATE INSTITUTIONS, 1974-1991	111
Table Six - FACULTY BARGAINING AGENTS AND COLLECTIVE BARGAINING AGREEMENTS IN TWO- AND FOUR-YEAR INSTITUTIONS, 1974-1991	112
Table Seven - FACULTY REPRESENTED BY CERTIFIED BARGAINING AGENTS IN PUBLIC AND PRIVATE, TWO- AND FOUR-YEAR INSTITUTIONS, 1992	113
Table Eight - FACULTY REPRESENTED BY CERTIFIED BARGAINING AGENTS, 1992	114
Table Nine - CAMPUSES REPRESENTED BY RECOGNIZED FACULTY BARGAINING AGENTS -- PUBLIC AND PRIVATE, 1992	115

	PAGE	
Table Ten	- GEOGRAPHIC DISTRIBUTION OF FACULTY BARGAINING AGENTS, 1992	116
Table Eleven	- GEOGRAPHIC DISTRIBUTION OF BARGAINING AGENTS AND COLLECTIVE BARGAINING AGREEMENTS (CBAs) IN TWO- AND FOUR-YEAR INSTITUTIONS, 1992	118
Table Twelve	- SUMMARY OF DECERTIFICATIONS	119
Table Thirteen	- ROSTER OF INSTITUTIONS AFFECTED BY THE <u>YESHIVA</u> DECISION	120
Table Fourteen	- COLLEGE CLOSINGS	122
Table Fifteen	- STATUS OF PUBLIC SECTOR COLLECTIVE BARGAINING LEGISLATION	123
Table Sixteen	- BARGAINING AGENTS CITED IN THIS DIRECTORY	124
"NO-AGENT" VOTES, 1971-1991		129
INDEX OF U.S. AND CANADIAN INSTITUTIONS CITED IN 1992 DIRECTORY		139

UNIONIZATION AMONG COLLEGE FACULTY
January 1 - December 31, 1991

INTRODUCTION

Minimal increases were reported in most categories of faculty unionization, however, these are attributable primarily to a more developed reporting process as contrasted with the addition of newly certified bargaining units. Organizing activity and representation elections were infrequent with minimal gains cited in this period of financial crisis. Faculty unions appear to be concentrating on delivery of services to existing members rather than an attempt at organizing new institutions. Only two units of full-time faculty, Butler County Community College and Sussex County Community College, were certified during the past year. No unit consisting of full-time faculty at a four-year institution was elected.

Inter-union rivalry may have lessened; however, there are still instances where both AFT and NEA went head-to-head against each other to secure bargaining rights for previously organized faculty. These occurred in two "Change in Agent Status" elections.

With the exception of Edward Waters College, no organizing drives were reported at any private institutions.

The number of faculty represented or covered by collective bargaining agreements is now estimated at 228,856. This represents an increase of nearly 2% over the previous year. This addition of approximately 4,000 occurred in the public sector and is attributable primarily to improved reporting procedures and not increased organizing activity.

AGENTS ELECTED

Seven representation elections were held for previously unorganized faculty bargaining units. Agents were elected at three of these colleges, Butler Community College, Sussex Community College and the Vermont State College System. At two other colleges, the University of Pittsburgh and SIU-Edwardsville, "No-Agent" defeated bargaining agents. Four agent representation elections were held for units of full-time faculty. In Pennsylvania, the faculty at Butler County Community College, a unit of 137, elected to be represented by the NEA affiliate, while in New Jersey, at Sussex County Community College, AFT secured bargaining rights for a unit of 19. The results at two institutions, the University of Toledo and Edward Waters College, are still under appeal and being litigated. At Toledo, the Ohio State Employment Relations Board impounded 269 votes cast for the AAUP and 261 votes for "No-Agent". At Edward Waters College, the NLRB impounded 20 votes cast for the AAUP and 20 votes for "No-Agent". For purposes of this Directory, both elections are tabulated as "no decisions".

In elections involving units of other than full-time teaching faculty, the AFT won bargaining rights for a unit of 645 teaching assistants at the University of Wisconsin-Milwaukee and for a unit of 69 adjunct faculty at the Vermont State College System.

AAUP

The AAUP was involved in three bargaining unit election votes. In two of these, University of Toledo and Edward Waters College, Florida, the votes were impounded by administrative agencies and the matters are still under consideration. The bargaining unit at the University of Toledo consists of 600 faculty. The unit at Edward Waters is 50. At the University of Pittsburgh, an AAUP/AFT coalition was defeated by "No-Agent" by a vote of 1,243 to 719.

The AAUP and their affiliates, including dual affiliations represent faculty at 56 colleges and universities. This includes 35 public and 21 private institutions. Of these, 49 are four-year colleges and 7 are two-year institutions.

AFT

The AFT was involved in seven bargaining agent elections and successful in five. At Sussex County Community College, New Jersey, the AFT defeated "No-Agent" by a vote of 16-2 for a unit of 19. At the University of Wisconsin, Milwaukee, AFT defeated No-Agent by a vote of 221-61 for a unit of 645 teaching assistants. In the Vermont State College System, AFT won bargaining rights for a unit of 69 adjunct faculty members, defeating No-Agent by a vote of 56-13. At Butler County Community College, the AFT was defeated by the NEA affiliate for representation rights for a unit of 137 faculty.

In two "Change in Agent Status" elections, the AFT acquired bargaining rights from previously represented NEA affiliates. At Kaskaskia College, the AFT defeated the IEA/NEA affiliate by a vote of 47-10 for a unit of 66. The NEA had represented Kaskaskia since 1984. At St. Charles County Community College, the AFT gained bargaining rights from the NEA by a vote of 34-2 for a unit of 50. At the University of Pittsburgh, an AAUP/AFT coalition was defeated for bargaining rights by "No-Agent" by a vote of 1,243-719.

The AFT and their affiliates, including dual affiliations, represent faculty at 153 colleges and universities. This includes 129 public and 24 private institutions. Of these, 47 are four-year colleges and 106 are two-year institutions.

NEA

NEA and their affiliates were involved in five bargaining unit elections and successful in two. At Butler County Community College, the PSEA/NEA defeated AFT and "No-Agent" by a vote of 63-38-13 for bargaining unit rights for a unit of 137.

In a "Change in Agent Status" election, the NEA affiliate defeated Independent for a unit of 55 faculty at Dodge City Community College. At two colleges in which the NEA had previously secured bargaining rights, they were unable to defeat successful AFT challenges. At Kaskaskia College, the NEA affiliate lost bargaining rights to the AFT for a unit of 66 faculty. At St. Charles County Community College, the NEA affiliate was defeated by the AFT for a unit of 50.

In an attempt to organize the 420 person faculty unit at SIU-Edwardsville, "No-Agent" defeated IEA/NEA, 197-145.

The NEA and their affiliates, including dual affiliations, represent faculty at 222 colleges and universities. This includes 210 public and 12 private institutions. Of these, 33 are four-year colleges and 189 are two-year institutions.

INDEPENDENT

Independents were involved in only one bargaining agent election in 1991. In a "Change in Agent Status" election at Dodge City Community College, Ind. was defeated by KEA/NEA by a vote of 30-0 for a bargaining unit of 55.

Independent agents, including affiliations with national unions, represent faculty at 51 colleges and universities. This includes 39 public and 12 private institutions. Of these, 16 are four-year colleges and 35 are two-year institutions.

DECERTIFICATIONS

There were no reported faculty bargaining agent decertifications in 1991.

STRIKES

Strikes were reported at three institutions -- Carl Sandburg College (IL), the University of Bridgeport and the University of Massachusetts.

The strike at Bridgeport began in September of 1990 and is still ongoing. Although many of the striking faculty have been replaced, there are those professors who have vowed to continue their activities until their objectives are met. The Bridgeport strike has involved substantial litigation and related court activities. The issue of severance pay and unemployment compensation for striking faculty are but two of the contested issues. As of this writing, the faculty union is still recognized as the certified bargaining agent although the future of any collective bargaining relationship at Bridgeport remains in doubt.

At the University of Massachusetts at Amherst, a non-board certified unit of graduate student employees engaged in a two-day work stoppage.

The faculty at Carl Sandburg College were involved in a seven-day work stoppage.

LEGISLATION

No higher education collective bargaining legislation was enacted during 1991. Public sector collective bargaining legislation that would include faculty was discussed in several states including Nevada and New Mexico. For a complete listing of all faculty collective bargaining legislation, see Directory, Table No. 15.

FIRST CONTRACT SIGNED

There were six "first contracts" signed in 1991. A time lag exists from the date of bargaining agent certification until ratification of the initial Agreement. With respect to the institutions listed below, it should be noted that at the University of Nebraska-Kearney, the faculty unit was first organized in 1976 and signed their initial Agreement at that time. In 1990, the college was subsequently reconstituted as part of the university of Nebraska. That is why it appears as an initial contract.

Although difficult to quantify, it appears that the time period from the initial union organizing drive to bargaining agent certification and subsequently to initial contract ratification appears to be lessening. The following institutions and bargaining agents signed their initial agreements in 1991:

Central Ohio Tech. College, AFT - Unit [41] - Organized 1990
Flathead Valley Comm. Coll., AFT - Unit [238] - Organized 1990
Mass. Community College, NEA/MTA - Unit [1800] - Organized 1987
Rutgers State Univ. (Adjuncts), AAUP - Unit [450] - Organized 1988
Sussex Co. Comm. College, AFT - Unit [19] - Organized 1991
Univ. of Nebraska-Kearney, NEA - Unit [315] - Organized 1990

DEMOGRAPHIC ANALYSIS

Each year, the Center attempts to determine the number of college faculty and institutions represented by certified collective bargaining agents. While we believe that the total number of faculty reported, 228,856, is reasonably accurate, several compilation issues should be noted. Listed below are problems that we believe are endemic to our task and which should be considered when accessing this data:

1. Collective bargaining units are identified by title and/or classification and not according to number of employees

involved. For example, a bargaining unit certificate will state that all instructors are to be included without specifying an exact number. Therefore, there is no way of knowing the exact unit size without an up-to-date semester accounting by each institution.

2. The number of adjunct faculty is enrollment driven and as a result, widespread fluctuations may occur in any given semester. Since many units are comprised of full-time and adjunct faculty, therefore, without constant revision there is no one number that is valid for each semester.

3. There is no one generally accepted number of teaching faculty in the United States. While several agencies attempt to tabulate this information, substantial time lags exist between data gathering and publication.

While the National Center makes every reasonable effort to ensure the accuracy of our information, we are constantly surprised that there are unionized colleges for which we have no data. This volume of the Directory includes several institutions which were heretofore organized but did not appear in prior editions. During the past year, we identified six technical colleges in the state of Washington that we had previously omitted -- Bates T.C., Bellingham T.C., Renton T.C., Lake Washington T.C., Cornish College of the Arts and Clover Park T.C. In Illinois, there were three community colleges that we had not included -- Elgin C.C., Lincoln Land C.C., and Richland C.C. Approximately five other community colleges which had engaged in collective bargaining prior to 1991 are reported in this Directory for the first time.

The reduction in total campus count reflects an adjustment in tabulation methodology. In an attempt to reduce duplication, on campuses where an agent represents more than one unit, the campus count reflects a single entity. For example, Rutgers State University of New Jersey has three campuses with two separate AAUP units. The campus count reflects this by crediting AAUP with three campuses and not six.

The number of reported Independent Agents increased from 41 to 51. This is accounted for by the fact that several agents that were previously listed as "Other", i.e., SFAIFU, ELIFA, PAE, ACE, and IFO, are now classified as Independents.

SUMMARY AND CONCLUSIONS

Absent any new enabling legislation and in light of the financial crises confronting higher education, the three national faculty unions appear to be concentrating on membership services and not attempting to organize new faculty units. Arguably, it may also be said that most faculty that have expressed an interest in unionization have been organized, and unless any new legislation is forthcoming, the status quo will prevail. The number of new faculty units organized this year is among the lowest it has been since NCSCBHEP began keeping statistics in 1976.

Organizing efforts are almost totally directed at public sector institutions. As we have previously noted, CBHE remains almost exclusively a public sector phenomenon as the number of organized faculty at private institutions remains below 10,000.

The defeat of the AAUP/AFT coalition at the University of Pittsburgh apparently marks the end of a long organizing effort at that institution. One of the more memorable aspects of that drive was the initial successful application of the Yeshiva doctrine to public sector faculty. Although the Pennsylvania Labor Relations Board reversed the Yeshiva application set forth by one of their hearing officers and found the faculty to be nonmanagerial and entitled to bargain pursuant to the Pennsylvania statute, the time and resources spent by the faculty unions in defeating the legal challenge to representation may have had an adverse impact on organizing.

ACKNOWLEDGMENTS

The Directory remains the definitive basis for the study of collective bargaining in higher education. Now in its eighteenth year of publication, it is widely acknowledged as the sourcebook for those engaged in either the practice or study of faculty unionization.

This project is the result of a small but dedicated group. Consisting primarily of Center staff, they have endeavored to maintain the standards of excellence set forth in this undertaking.

The Center extends its appreciation to our "second group" of researchers for their valued assistance. These representatives of the national faculty organizations keep us abreast of their organizing activities and update election results. Included in this group are Stephen Finner, AAUP, Perry Robinson, AFT, Christine Maitland, NEA, Christiane Tardif-Dulude, CAUT, and Katie FitzRandolph, OPSEU.

Michael Sandorfy, a researcher with the Center, had prime responsibility for data collection and statistical tabulation. Michael also served as our contact person with numerous institutions and bargaining agents to ensure that the data was updated. As she has done for the past fifteen years, Ruby N. Hill inputted this entire project and kept tabs on the numerous segments contained herein. Ms. Hill has announced her retirement from the Center and her valued contributions, not only to Center activities in general, but to our publications in particular, will be sorely missed. Beth Johnson supervised and coordinated production of this volume.

I wish to extend my gratitude to all those who assisted in this project. It is through their combined efforts that the Directory has become, and continues to be, the definitive foundation of academic collective bargaining data.

We apologize for any errors or omissions and are proud and pleased to present Volume 18 to the practitioners, researchers, and students of collective bargaining in higher education.

Joel M. Douglas, Ph.D.
Director, National Center for
the Study of Collective
Bargaining in Higher Education
and the Professions
Professor, Public Administration



**FACULTY CONTRACTS AND BARGAINING AGENTS
IN PUBLIC AND PRIVATE INSTITUTIONS
IN THE UNITED STATES**



**FACULTY CONTRACTS AND BARGAINING AGENTS
IN PUBLIC AND PRIVATE INSTITUTIONS¹**

 Institution Bargaining Agent+ Unit Size Cur. Agent Elected Initial Contract++ 2/4 Yr. College No. of Campuses# Contract Expiration

ALASKA

Prince William Sound Community College² AFT 6 1974 1974 2 3 3/31/89

Copper Basin Campus 2

Cordova Campus 2

Valdez Campus 2

³ **ARIZONA**

Pima County Community College District PCCEA/AEA/NEA 287 1978 1978 2 4 6/30/93

Community Campus 2

Downtown Campus 2

East Campus 2

West Campus 2

CALIFORNIA

Antelope Valley College AFT (CTA/NEA 1986) 128 ft 250 pt 1990 1990 2 1 6/30/93

Barstow Community College CTA/NEA 33 ft 84 pt 1979 1979 2 1 6/30/91

Institution	Bargaining Agent+	Unit Size	Cur. Agent Elected	Initial Contract++	2/4 Yr. College Campuses#	No. of Contract Expiration
CALIFORNIA (Cont.)						
Butte College	CTA/NEA	156 ft 418 pt	1978	1978	2	1 6/30/91
Cabrillo College	AFT	202 ft 326 pt	1984	1986	2	1 6/30/91
California State University System	CFA/AAUP/NEA	18,400	1982	1982	4	20 6/30/93
Cal. Polytech. St. Univ.					4	
San Luis Obispo					4	
Cal. St. Univ.-Bakersfield					4	
Cal. St. Polytech. Univ.-Pomona					4	
Cal. St. Univ.-Chico					4	
Cal. St. Univ.-Dominguez Hills					4	
Cal. St. Univ.-Fresno					4	
Cal. St. Univ.-Fullerton					4	
Cal. St. Univ.-Hayward					4	
Cal. St. Univ.-Long Beach					4	
Cal. St. Univ.-Los Angeles					4	
Cal. St. Univ.-Northridge					4	
Cal. St. Univ.-Sacramento					4	
Cal. St. Univ.-San Bernardino					4	
Cal. St. Univ.-San Marcos					4	
Cal. St. Univ.-Stanislaus					4	
Humboldt St. Univ.					4	
San Diego St. Univ.					4	
San Francisco St. Univ.					4	
San Jose St. Univ.					4	
Sonoma St. Univ.					4	

Institution	Bargaining Agent+	Unit Size	Cur. Agent Elected	Initial Contract++	2/4 Yr. College	No. of Campuses#	Contract Expiration
CALIFORNIA (Cont.)							
Chabot-Las Positas Community College District	Ind. (CLPFA) 297 ft (CTA/NEA 490 pt 1978)	1990	1979	2	2	2	6/30/93
Chabot College Las Positas College							
Chaffey College	CTA/NEA	188 ft 191 pt	1980	1981	2	1	12/31/90
Citrus College	CTA/NEA	137 ft 401 pt	1976	1977	2	1	6/30/92
*Claremont Colleges	OPEIU ³			1972	4	6 ⁴	
Coast Community College District	AFT	630	1979	1980	2	3	6/30/92
Coastline Comm. Col. Golden West Comm. Col. Orange Coast Comm. Col.					2 2 2		
o Part-time	CTA/NEA	1,304	1979	1980	2	3	9/1/93
College of Marin ⁵	AFT (CTA/NEA 1976)	165 ft 122 pt	1978	1980	2	2	6/30/93
Indian Valley Campus Kentfield Campus					2 2		

Institution	Bargaining Agent+	Unit Size	Cur. Agent Elected	Initial Contract++	2/4 Yr. College Campuses#	No. of Contract Expiration
CALIFORNIA (Cont.)						
College of the Redwoods	Ind.	123 ft 272 pt	1977	1977	2	1 ⁶ 8/31/92
College of the Sequoias	CTA/NEA	153 ft 220 pt	1976	1977	2	1 6/30/90
Compton Community College	AFT	94 ft 113 pt	1978	1979	2	1 6/30/92
Contra Costa College	Ind.	458 ft 605 pt	1976	1977	2	3 6/30/91
Contra Costa Col. Diablo Valley Col. Los Medanos Col.					2 2 2	
Desert Community College District (College of the Desert) ⁷	CTA/NEA	122 ft	1988	1988	2	1 6/30/92
El Camino Community College	AFT	330 ft 456 pt	1976	1977	2	1 12/31/89
Feather River College	AFT	23 ft 58 pt	1989	1990	2	1 6/30/93

⁶

Institution	Bargaining Agent+	Unit Size	Cur. Agent Elected	Initial Contract++	2/4 Yr. College Campuses#	No. of Expiration
CALIFORNIA (Cont.)						
Foothill-DeAnza Community College District	Ind.	638 ft 727 pt	1977	1977	2 4	6/30/92
DeAnza Col.					2	
Foothill Col.					2	
Middlefield Col.					2	
Sunnyvale Col.					2	
Gavilan College	CTA/NEA	77 ft	1977	1977	2 1	6/30/92
Glendale Community College	AFT	234 ft 429 pt	1979	1980	2 1	6/30/91
Grossmont/Cuyamaca Community College District	Ind. (CTA/NEA 1977)	246 ft 510 pt	1984	1978	2 2	6/30/93
Cuyamaca Col. Grossmont Col.					2 2	
Hartnell Community College	CTA/NEA	97 ft 191 pt	1979	1979	2 1	6/30/92
Imperial Valley College	CTA/NEA	93 ft	1981	1984	2 1	6/30/89
Kern Community College District	CTA/NEA	334 ft 506 pt	1977	1977	2 3	6/30/91
Bakersfield Col. Cerro Coso Col. Porterville Col.					2 2 2	

Institution	Bargaining Agent+	Unit Size	Cur. Agent Elected	Initial Contract++	2/4 Yr. College Campuses#	No. of Contract Expiration
CALIFORNIA (Cont.)						
Lassen Community College	AFT	43 ft	1986		1	6/30/91
Long Beach City College	CTA/NEA	323 ft	1978	1979	2	12/31/91
Liberal Arts Campus					2	
Pacific Coast Campus					2	
o Part-time	CTA/NEA	638	1990			
Los Angeles Community College System	AFT	1,943 ft 1,790 pt	1977	1978	9	9/29/93
o East L.A. Col.					2	
L.A. City Col.					2	
L.A. Harbor Col.					2	
L.A. Mission Col.					2	
L.A. Pierce Col.					2	
L.A. Southwest Col.					2	
L.A. Trade-Tech. Col.					2	
L.A. Valley Col.					2	
West L.A. Col.					2	
Los Rios Community College System	AFT	720 ft 803 pt	1977	1977	3	6/30/93
American River Col.					2	
Cosumnes River Col.					2	
Sacramento City Col.					2	
Mendocino College	Ind.	175 pt	1981		1	6/30/93

Institution	Bargaining Agent+	Unit Size	Cur. Agent Elected	Initial Contract++	2/4 Yr. College	No. of Campuses#	Contract Expiration
<u>CALIFORNIA (Cont.)</u>							
Merced College	CTA/NEA	146 ft 346 pt	1976	1977	2	1	6/30/92
Monterey Peninsula Community College	CTA/NEA	141 ft 231 pt	1978	1980	2	1	6/30/93
Mount San Antonio College	CTA/NEA	315 ft 434 pt	1976	1978	2	1	12/31/93
Mount San Jacinto College	CTA/NEA	63 ft 182 pt	1976	1977	2	2	6/30/93
Napa Valley College	CTA/NEA	106 ft 227 pt	1977	1979	2	1	6/30/91
North Orange County Community College District	CTA/NEA	556 ft	1979	1981	2	2	6/30/91
Cypress Col. Fullerton Col.					2 2		
Ohlone College	Ind.	127 ft 264 pt	1979		2	1	6/30/92
Palo Verde College	CTA/NEA (AFT 1976)	19 ft 38 pt	1980	1976	2	1	6/30/93
Pasadena City College	CTA/NEA	347 ft	1979	1979	2	1	6/30/91
Peralta Community College District	AFT/CFT	439 ft 486 pt	1979	1980	2	4	6/30/91

Institution	Bargaining Agent+	Unit Size	Cur. Agent Elected	Initial Contract++	2/4 Yr. College	No. of Campuses#	Contract Expiration
Peralta Community College District (Cont.)							
Col. of Alameda						2	
Laney Col.						2	
Merritt Col.						2	
Vista Col.						2	
Rancho Santiago Community College District	Ind.	271 ft 1,111 pt	1978			2	3 ⁸ 6/30/91
o Continuing Educ. Facul.	CTA/NEA	25 ft 787 pt	1977			2	2 6/30/91
Rio Hondo Community College	CTA/NEA	191 ft 452 pt	1979	1980		2	1 6/30/92
Riverside Community College District	CTA/NEA	187 ft 494 pt	1978	1979		2	1 8/31/90
Saddleback Community College District	CTA/NEA	309 ft 558 pt	1976	1976		2	2 6/30/91
Irving Valley Col. Saddleback Col.						2 2	
San Bernardino Community College District	CTA/NEA	232 ft 411 pt	1984	1986		2	2 12/31/91
Crafton Hills Community Col. San Bernardino Valley Col.						2 2	

Institution	Bargaining Agent+	Unit Size	Cur. Agent Elected	Initial Contract++	2/4 Yr. College	No. of Campuses#	Contract Expiration
CALIFORNIA (Cont.)							
San Diego Community Colleges	AFT (CTA/NEA 1977)	625 ft 1,817 pt	1987	1977	2	3	12/31/92
San Diego City Col.					2		
San Diego Mesa Col.					2		
San Diego Miramar Col.					2		
San Diego Community College Adult Educational System	AFT	114 ft 955 pt	1977	1977	2	10	12/31/92
Centre City/Skills Center					2		
Clairmont Mesa Campus Center					2		
East San Diego Campus Center					2		
Ed. Cultural Complex Campus Center					2		
Harbor View Campus Center					2		
Kearney Mesa Campus Center					2		
Midway Campus Center					2		
Mira Mesa Campus Center					2		
Navajo Campus Center					2		
North Shores Campus Center					2		
*San Francisco Art Institute	Ind. (SFAIFU)	35	1984	1984	4	1	6/30/91
San Francisco Community College	AFT	792 ft 979 pt	1978	1979	2	2 ⁹	6/30/92
City Col. of San Fran. Comm. Col. Centers					2	2	

Institution	Bargaining Agent+	Unit Size	Cur. Agent Elected	Initial Contract++	2/4 Yr. College Campuses#	No. of Contract Expiration
CALIFORNIA (Cont.)						
San Joaquin Delta College	CTA/NEA	250 ft 314 pt	1977	1977	1	6/30/93
San Jose/Evergreen Community College District	Ind. (CTA/NEA 1977)	252 ft 604 pt	1989	1978	2	4/30/93
Evergreen Valley Col. San Jose City Col.					2 2	
San Mateo County Community College District	AFT (NEA 1977)	461 ft 528 pt	1982	1978	3	6/30/92
Canada Col. Col. of San Mateo Skyline Col.					2 2 2	
Santa Barbara City College	Ind.	198 ft	1986	1987	1	12/31/92
Santa Clarita Community College District ¹⁰	CTA/NEA	70 ft 149 pt	1977	1978	1	6/30/91
Santa Monica Community College	Ind.	277 ft 399 pt	1978	1979	1	12/31/92
Santa Rosa Junior College	Ind.	304 ft 1,099 pt	1989	1990	1	6/93
o Academic Affairs	AFT	86	1989		2	1

Institution	Bargaining Agent+	Unit Size	Cur. Agent Elected	Initial Contract++	2/4 Yr. College	No. of Campuses#	Contract Expiration
CALIFORNIA (Cont.)							
Shasta College	CTA/NEA	133 ft 122 pt	1976	1976	2	1 ¹¹	6/30/93
Sierra Joint Community College District	CTA/NEA	150 ft 372 pt	1977	1978	2	1	6/30/93
Solano Community College	CTA/NEA	147 ft 266 pt	1976	1977	2	1	6/30/91
Southwestern Community College District	CTA/NEA	225 ft	1977	1979	2	2	12/31/91
San Ysidro Educ. Center Southwestern Col.					2	2	
State Center Community College District	AFT	326 ft	1977	1977	2	2 ¹²	6/30/94
Fresno City Col. Kings River Comm. Col.					2	2	
Taft College	CTA/NEA	23 ft 19 pt	1976	1977	2	1	12/31/91
University of California							
o Lecturers	AFT	2,000	1984	1986	4	9	6/30/93
o Librarians	UFL/AFT	450	1983	1984	4	9	6/30/95
Berkeley					4		
Davis					4		
Irvine					4		

Institution	Bargaining Agent+	Unit Size	Cur. Agent Elected	Initial Contract++	2/4 Yr. College	No. of Campuses#	Contract Expiration
University of California (Cont.)							
Los Angeles							
Riverside							
San Diego							
San Francisco							
Santa Barbara							
Santa Cruz							
O Faculty	SCFA/AAUP	389	1981	1982	4	1 ¹³	6/30/92
*University of San Francisco	AFT (Ind. 1975)	220 ft	1982	1976	4	1	7/31/94
O Adjunct Faculty	AFT	251	1981	1985	4	1	Open
*University of San Francisco Law School	Ind.	27	1973	1974	4	1	6/30/92
Ventura County Community College District	AFT	440 ft 750 pt	1977	1978	2	3	6/30/93
Moorpark Col.					2		
Oxnard Col.					2		
Ventura Col.					2		
Victor Valley College	CTA/NEA	89 ft	1976		2	1	6/30/92
West Hills College	CTA/NEA	58 ft	1977		2	1	6/30/91
West Valley Mission Community College District	Ind. (ACE)	318 ft 517 pt	1984	1985	2	2	6/30/91

Institution	Bargaining Agent+	Unit Size	Cur. Agent Elected	Initial Contract++	2/4 Yr. College Campuses#	No. of Contract Expiration
West Valley Mission Community College District (Cont.)						
Mission Col.			2			
West Valley Col.			2			
Yosemite Community College District	Ind. (CTA/NEA 1976)	288 ft 180 pt	1989	1978	2	2 6/30/91
Columbia Col.						
Modesto Jr. Col.			2			
			2			
Yuba College	Ind. (YCFA) (CTA/NEA 1976)	133 ft 284 pt	1988	1978	2	3 6/30/93

COLORADO

Colorado Community College System	NEA	736	1979		2	11
Arapahoe Comm. Col.					2	
Comm. Col. of Aurora					2	
Comm. Col. of Denver					2	
Front Range Comm. Col.					2	
Lamar Comm. Col.					2	
Morgan Comm. Col.					2	
Otero Comm. Col.					2	
Pikes Peak Comm. Col.					2	

Institution	Bargaining Agent+	Unit Size	Cur. Agent Elected	Initial Contract++	2/4 Yr. College	No. of Campuses#	Contract Expiration
Colorado Community College System (Cont.)							
Pueblo Comm. Col.					2		
Red Rocks Comm. Col.					2		
Trinidad St. Jr. Col.					2		
*Regis University	AAUP	70 ft	1973	1973	4	1	8/14/93

CONNECTICUT

Connecticut Community and Technical College System ¹⁴	CCCC/AAUP/ 1199 (Ind./AAUP) (AFSCME 1976)	950 ft 900 pt	1987	1977	2	17	6/30/91
Asnuntuck Comm. Col.					2		
Greater Hartford Comm. Col.					2		
Housatonic Regional Comm. Col.					2		
Manchester Comm. Col.					2		
Mattatuck Comm. Col.					2		
Middlesex Comm. Col.					2		
Mohegan Comm. Col.					2		
Northwestern Conn. Comm. Col.					2		
Norwalk Comm. Col.					2		
Quinebaug Valley Comm. Col.					2		
South Central Comm. Col.					2		
Tunxis Comm. Col.					2		
Greater New Haven St. Tech. Col.	AFT	220 ft	1976	1977	2		6/30/90
Hartford St. Tech. Col.					2		

 Institution Bargaining Agent+ Unit Size Cur. Agent Elected Contract++ Initial Contract++ 2/4 Yr. College Campuses# No. of Contract Expiration

Connecticut Community and Technical College System (Cont.)

Norwalk St. Tech. Col. 2
 Thames Valley St. Tech. Col. 2
 Waterbury St. Tech. Col. 2

Connecticut State University AAUP 2,206 1976 1976 4 4 8/19/93
 System

Central Conn. St. Univ. 4
 Eastern Conn. St. Univ. 4
 Southern Conn. St. Univ. 4
 Western Conn. St. Univ. 4

o Administrative Faculty AFSCME 314 1976 1977 4 4 6/30/93

*Mitchell College AFT 26 1975 1975 2 1 6/30/93

*Quinnipiac College AFT 155 ft 1975 1975 4 1 6/30/92

*Teikyo Post University¹⁵ AAUP 27 1990 1979 4 1 8/31/92
 (PCFA 1978,
 PCTA/AAUP)

U.S. Coast Guard Academy AFGE 35 1975 1978 4 1 6/15/92

*University of Bridgeport AAUP 170 1973 1974 4 1 8/31/90

University of Connecticut AAUP 1,737 1976 1977 2/4 6 6/30/92

Hartford 4
 Southeastern 2

Institution	Bargaining Agent+	Unit Size	Cur. Agent Elected	Initial Contract++	2/4 Yr. College	No. of Campuses#	Contract Expiration
University of Connecticut (Cont.)							
Stamford					4		
Storrs					4		
Torrington					4		
Waterbury					4		
o Non-Teaching Professionals	AFT	825	1976	1977	4	6	6/30/92
o Health Center	AFT	1,400	1978	1978	4	1	6/30/93

DELAWARE

Delaware State College	AAUP	165	1977	1981	4	1	8/31/90
University of Delaware	AAUP	790 ft	1972	1973	4	1	6/30/92

DISTRICT OF COLUMBIA

*American University ESL Teaching Staff	Ind. (ELIFA)	24	1982	1982	4	1	12/31/92
University of the District of Columbia	NEA	430	1978	1980	4	1	9/30/93

Institution	Bargaining Agent+	Unit Size	Cur. Agent Elected	Initial Contract++	2/4 Yr. College Campuses#	No. of Campuses#	Contract Expiration
FLORIDA							
Brevard Community College	UFF/NEA ¹⁶ (AFT 1976, UCCFF 1977)	235	1981	1981	2	4	6/30/91
Cocoa Campus					2		
Melbourne Campus					2		
Palm Bay Center					2		
Titusville Campus					2		
Broward Community College	UFF/NEA (UFF/AFT/AAUP 1981, UFF/NEA/ AAUP 1983)	330	1983	1981	2	4	8/1/93
Allied Health Center Campus					2		
Central Campus					2		
North Campus					2		
South Campus					2		
Chipola Junior College	UFF/NEA (NEA 1983)	70	1976		2	1	6/30/91
Edison Community College	AFT (ECCFF 1977)	110	1976	1979	2	1	6/30/92
Florida State University System	UFF/FTP/ NEA (UFF/AFT ¹⁷)	6,800 ft 1,500 pt	1976	1976	4	9	6/30/94
Florida Agric. & Mech. Univ.					4		
Florida Atlantic Univ.					4		
Florida Int'l Univ.					4		

Institution	Bargaining Agent+	Unit Size	Cur. Agent Elected	Initial Contract++	2/4 Yr. College	No. of Campuses#	Contract Expiration
Florida State University System (Cont.)							
Florida State Univ.					4		
Univ. of Central Florida					4		
Univ. of Florida					4		
Univ. of N. Florida					4		
Univ. of S. Florida					4		
Univ. of W. Florida					4		
Hillsborough Community College	UFF/FUSA/NEA	198	1983	1974	2	4	8/25/92
	(FUSA/NEA 1974)						
Brandon Learning Center					2		
Dale Mabry Campus					2		
Plant City Campus					2		
Ybor Campus					2		
Indian River Community College	AAUP	130 ft	1973	1975	2	1	7/31/90
Palm Beach Community College	UFF/NEA (AFT ¹⁸ 1975, UCCEFF 1977)	213	1988	1978	2	4	6/30/92
Central Campus					2		
Eissey Campus					2		
Glade Campus					2		
South Campus					2		
Pensacola Junior College	UFF/NEA	260	1985	1987	2	3	6/30/93
Milton Campus					2		
Pensacola Campus					2		
Warrington Campus					2		

Institution	Bargaining Agent+	Unit Size	Cur. Agent Elected	Initial Contract++	2/4 Yr. College	No. of Campuses#	Contract Expiration
FLORIDA (Cont.)							
*Saint Leo College	UFF/NEA (AFT 1976)	54	1979	1978	4	1	6/1/93

HAWAII							
University of Hawaii	UHPA/AAUP /NEA	2,751 ft	1974	1975	2/4	10	6/30/93
Hawaii Comm. Col.					2		
Honolulu Comm. Col.					2		
Kapiolani Comm. Col.					2		
Kauai Comm. Col.					2		
Leeward Comm. Col.					2		
Manoa Col.					4		
Maui Comm. Col.					2		
West Oahu Col.					4		
Windward Comm. Col.					2		
UH-Hilo					4		

ILLINOIS							
Belleville Area College	AAUP/AFT	120 ft	1967	1967	2	3	8/15/92
Belleville Campus					2		
Granite Campus					2		
Red Bud Campus					2		

Institution	Bargaining Agent+	Unit Size	Cur. Agent Elected	Initial Contract++	2/4 Yr. College Campuses#	No. of Contract Expiration
ILLINOIS (Cont.)						
Black Hawk College	IFT/AFT	150	1984		2	2 8/7/90
East Campus					2	
Quad Campus					2	
*Carl Sandburg College	IEA/NEA	55 ft	1975		2	2 8/31/93
Carthage Extension Center					2	
Main Campus					2	
City Colleges of Chicago (Cook County)	AFT	1,025 ft	1966	1967	2	8 7/15/93
City-Wide Col.					2	
Kennedy-King Col.					2	
Malcolm X Col.					2	
Olive-Harvey Col.					2	
Richard J. Daley Col.					2	
Truman Col.					2	
Washington Col.					2	
Wright Col.					2	
College of DuPage	NEA (Ind. 1984)	280	1989	1984	2	1 6/30/92
College of Lake County	AFT (NEA 1971)	178 ft	1973	1973	2	1 8/16/92
Danville Area College	NEA	65	1983	1983	2	1 6/30/92
Elgin Community College	AFT	109	1984	1984	2	1 6/30/92

 Institution Bargaining Agent+ Unit Size Cur. Agent Elected College 2/4 Yr. Initial Contract++ No. of Campuses# Contract Expiration

ILLINOIS (cont.)

Highland Community College AFT 46 ft 1968 1968 2 1 8/20/91
 2 Adjunct

Illinois Board of Governors¹⁹ UPI/IFT/ 1,750 1976 1977 4 5 8/31/95
 Universities AFT

Chicago St. Univ. 4
 Eastern Illinois Univ. 4
 Governors St. Univ. 4
 Northeastern Illinois Univ. 4
 Western Illinois Univ. 4

Illinois Central College Ind. 193 ft 1977 1977 2 1 7/31/93
 400 pt

Illinois Eastern Community Colleges IEA/NEA 98 1985 1985 2 4 9/1/92

Frontier Community Col. 2
 Lincoln Trail Col. 2
 Olney Central Col. 2
 Wabash Valley Col. 2

Illinois Valley Community College AFT 76 ft 1966 1966 2 1 8/18/94

John A. Logan College IEA/NEA 55 ft 1972 1972 2 1 8/15/90

Joliet Junior College AFT 153 ft 1967 1967 2 1 8/12/91

Kankakee Community College AFT 52 1984 1985 2 1 8/91

Institution	Bargaining Agent+	Unit Size	Cur. Agent Elected	Initial Contract++	2/4 Yr. College	No. of Campuses#	Contract Expiration
ILLINOIS (Cont.)							
Kaskaskia College	AFT (NEA 1984)	66	1991	1985	2	1	8/15/94
Kishwaukee Community College	AFT	76	1986	1986	2	1	8/8/91
Lake Land College	AFT	110 ft	1968	1970	2	1	8/21/94
Lewis and Clark Community College	IEA/NEA	80 ft	1979	1979	2	1	7/31/91
Lincoln Land Community College	AFT	127	1986	1986	2	1	8/15/92
McHenry County College	NEA	67 ft	1971	1972	2	1	8/92
Moraine Valley Community College	AFT	225	1972	1972	2	1	6/30/92
Morton College	AFT	58 ft	1967		2	1	8/19/92
Oakton Community College	IEA/NEA	152	1986	1986	2	1	8/15/92
o Adjunct Faculty	IEA/NEA	75	1985	1987	2	1	8/10/93
Parkland College	Ind. (PAE)	145 ft	1985	1987	2	1	8/14/94
Prairie State College	AFT	94 ft	1969	1969	2	1	8/92
Rend Lake College	AFT	55	1985	1986	2	1	8/10/92
Richland Community College	AFT	60	1986	1986	2	1	6/30/93

Institution	Bargaining Agent+	Unit Size	Cur. Agent Elected	Initial Contract++	2/4 Yr. College	No. of Campuses#	Contract Expiration
ILLINOIS (Cont.)							
Sangamon State University	AFT	167	1986	1988	4	1	6/30/92
Sauk Valley Community College	NEA	60 ft	1969	1970	2	1	6/30/92
Shawnee Community College	NEA	26	1984	1984	2	1	8/8/93
South Suburban College ²⁰	AFT	119	1971	1972	2	1	8/15/93
Southeastern Illinois College	NEA	40	1985	1984	2	1	8/15/92
Spoon River College	NEA	33	1973	1976	2	1	9/1/92
State Community College of East St. Louis ²¹	IFT/AFT	41	1980	1982	2	1	6/30/91
Triton College	AFT	228 ft	1973		2	1	6/30/92
Waubonsee Community College	AFT	64	1968	1970	2	1	6/10/92
William Rainey Harper College	AFT	205	1976	1976	2	1	8/15/93

IOWA

Des Moines Area Community College	NEA	257 f/pt	1976	1976	2	4	8/16/92
-----------------------------------	-----	----------	------	------	---	---	---------

Institution	Bargaining Agent+	Unit Size	Cur. Agent Elected	Initial Contract++	2/4 Yr. College	No. of Campuses#	Contract Expiration
Des Moines Area Community College (Cont.)							
Ankeny Campus			2				
Boone Campus			2				
Carroll Campus			2				
Urban Campus			2				
Eastern Iowa Community College District IX	NEA	149 ft	1975	1976	2	3	8/13/92
Clinton Comm. Col.					2		
Muscatin Comm. Col.					2		
Scott Comm. Col.					2		
Hawkeye Institute of Technology	NEA	118 ft	1980	1981	2	1	6/30/91
Iowa Central Community College	NEA	92 ft	1975	1976	2	1	6/30/93
Iowa Lakes Community College	NEA	84 f/pt	1975	1976	2	2	6/30/91
North Campus					2		
South Campus					2		
Iowa Western Community College	NEA	115 ft	1975	1976	2	2	8/14/92
Clarinda Campus					2		
Council Bluffs Campus					2		

Institution	Bargaining Agent+	Unit Size	Cur. Agent Elected	Initial Contract++	2/4 Yr. College	No. of Campuses#	Contract Expiration
<u>IOWA (Cont.)</u>							
Kirkwood Community College	NEA	203 ft	1975	1976	2	2	8/29/94
Cedar Rapids Campus Iowa City Campus					2 2		
Northwest Iowa Community College (Area I)	NEA	90 ft 25 pt	1975	1976	2	2	8/15/92
Calmar Campus Peosta Campus					2 2		
Northwest Iowa Technical College (Area IV)	NEA	37 ft	1975	1976	2	1	6/30/93
Southeastern Community College	NEA	88 ft	1987	1976	2	2	6/30/91
North Campus South Campus					2 2		
Southwestern Community College	NEA	44 ft	1975	1976	2	2	7/31/90
Creston Red Oak					2 2		
University of Northern Iowa	NEA (AAUP/NEA ²² f/pt 1976)	680	1980	1977	4	1	6/30/93

Institution	Bargaining Agent+	Unit Size	Cur. Agent Elected	Initial Contract++	2/4 Yr. College	No. of Campuses#	Contract Expiration
IOWA (Cont.)							
Western Iowa Tech Community College	NEA ²³	70 ft	1976	1978	2	1	6/30/92
KANSAS							
Butler County Community College	NEA	94 ft	1971	1971	2	1	7/31/92
Cloud County Community College	NEA	47 ft	1970	1973	2	1	6/30/90
Coffeyville Community College	Ind. (NEA 1980)	35 ft	1982		2	1	6/30/89
Colby Community College	NEA (Ind. 1972)	55	1988	1975	2	1	6/30/91
Cowley County Community College	NEA	39	1969	1970	2	1	6/30/92
Dodge City Community College	KEA/NEA (Ind. 1974)	55 ft	1991	1972	2	1	6/30/92
Fort Scott Community College	Ind. (FSCAPE) (NEA 1974)	34	1984	1985	2	1	5/15/89
Garden City Community College	NEA	65 ft	1971	1973	2	1	6/30/92

Institution	Bargaining Agent+	Unit Size	Cur. Agent Elected	Initial Contract++	2/4 Yr. College	No. of Campuses#	Contract Expiration
KANSAS (Cont.)							
Hutchinson Community College	NEA	72 f/pt	1969	2	1	1	6/30/92
Independence Community College	NEA	33	1970	2	1	1	6/30/92
Johnson County Community College	NEA	267 ft	1980	1981	2	1	6/30/93
Kansas City Kansas Community College	NEA	116 ft	1971	1971	2	1	6/30/92
Labette Community College	NEA	35	1970	1970	2	2	6/30/92
Main Campus Oswego Campus					2	2	
Pittsburg State University	NEA	218	1974	1978	4	1	6/30/90
Pratt Community College	NEA	25 f/pt	1977	1977	2	1	6/30/92

MAINE

Maine Technical College System	NEA/MTA	307	1971	2	6	6	6/30/91
Central Maine Tech. Col.						2	
Eastern Maine Tech. Col.						2	
Kennebec Valley Tech. Col.						2	

Institution	Bargaining Agent+	Unit Size	Cur. Agent Elected	Initial Contract++	2/4 Yr. College Campuses#	No. of Campuses#	Contract Expiration

Maine Technical College System (Cont.)							
Northern Maine Tech. Col.					2		
Southern Maine Tech. Col.					2		
Washington County Tech. Col.					2		

University of Maine System	NEA	1,359 ft	1978	1979	4	7	6/30/93

Univ. of Maine					4		
Univ. of Maine-Augusta					4		
Univ. of Maine-Farmington					4		
Univ. of Maine-Fort Kent					4		
Univ. of Maine-Machias					4		
Univ. of Maine-Presque Isle					4		
Univ. of Southern Maine					4		

o Part-time Faculty	PATFA/AFT	302	1986	1988	4	7	8/31/93

MARYLAND							
Montgomery College	AAUP	400	1980	1982	2	3	8/23/94

Germantown Campus					2		
Rockville Campus					2		
Takoma Park Campus					2		

New Community College of Baltimore	AFT	162 ft	1969	1970	2	2	6/30/90

Harbor Campus					2		
Liberty Campus					2		

Institution	Bargaining Agent+	Unit Size	Cur. Agent Elected	Initial Contract++	2/4 Yr. College Campuses#	No. of Contract Expiration
-------------	-------------------	-----------	--------------------	--------------------	---------------------------	----------------------------

MARYLAND (Cont.)

Towson State University	AAUP	525	1973		4	1
-------------------------	------	-----	------	--	---	---

MASSACHUSETTS

*Becker College	AFT	49	1974	1975	2	2	8/31/93
Leicester Campus					2		
Worcester Campus					2		
*Berklee College of Music	AFT	151 ft	1985	1986	4	1	6/1/92
o Part-time Faculty	AFT	54 pt	1985	1986	4	1	6/1/92
*Emerson College	AAUP	95 ft	1975	1976	4	1	8/31/94
*Endicott College	NEA	42 ft	1973	1974	2	1	8/30/93
*Laboure College	NEA	22 ft	1975	1979	2	1	6/30/93
Massachusetts Community College System ²⁴	NEA/MTA/ MCCC ²⁵	1,700	1976	1976	2	15	6/30/93
Berkshire Comm. Col.					2		
Bristol Comm. Col.					2		
Bunker Hill Comm. Col.					2		
Cape Cod Comm. Col.					2		
Greenfield Comm. Col.					2		
Holyoke Comm. Col.					2		
Mass. Bay Comm. Col.					2		
Massasoit Comm. Col.					2		

Institution	Bargaining Agent+	Unit Size	Cur. Agent Elected	Initial Contract++	2/4 Yr. College	No. of Campuses#	Contract Expiration
Massachusetts Community College System (Cont.)							
Middlesex Comm. Col.					2		
Mount Wachusett Comm. Col.					2		
North Shore Comm. Col.					2		
Northern Essex Comm. Col.					2		
Quinsigamond Comm. Col.					2		
Roxbury Comm. Col.					2		
Springfield Tech. Comm. Col.					2		
o Div. of Continuing Ed.	NEA/MTA/ MCCC	1,800 pt	1987	1991	2	15	8/20/93
Massachusetts State Colleges ²⁶							
Bridgewater St. Col.					4	9	6/30/93
Fitchburg St. Col.					4		
Framingham St. Col.					4		
Mass. College of Art					4		
Mass. Maritime Academy					4		
North Adams St. Col.					4		
Salem St. Col.					4		
Westfield St. Col.					4		
Worcester St. Col.					4		
o Div. of Continuing Educ.	NEA/MTA	1,050 pt	1987	1989	4	9	8/31/92
*Simon's Rock College of Bard	AFT (SRFBC/AAUP 1980)	30	1984	1981	4	1	6/30/90

Institution	Bargaining Agent+	Unit Size	Cur. Agent Elected	Initial Contract++	2/4 Yr. College	No. of Campuses#	Contract Expiration
-------------	-------------------	-----------	--------------------	--------------------	-----------------	------------------	---------------------

MASSACHUSETTS (Cont.)

University of Massachusetts	MSP/FSU/ MTA/NEA	1,800	1976	1978	4	4	6/30/93
Amherst Campus ²⁷						4	
Boston Campus						4	
Lowell Campus ²⁸	MSP/MTA/ NEA	509				4	
Dartmouth Campus ²⁹	AFT	313	1970	1970	4		6/30/93
o Part-time and Visiting Lecturers	AFT	77	1985	1986	4		6/30/93

ω *Wentworth Institute of Technology AFT 1973 1976 4 2

Boston Campus		130			4		8/30/92
East Coast Aero Technical School		30			18 mo.		1993

MICHIGAN

*Adrian College	NEA	56	1975	1977	4	1	8/31/93
Alpena Community College	NEA	59	1965	1965	2	1	8/20/94
*Baker College of Flint	NEA	35 ft	1978	1978	2/4	1	8/31/92
Bay de Noc Community College	MEA/NEA (Ind. 1971)	43 ft	1973	1971	2	1	8/30/92

Institution	Bargaining Agent+	Unit Size	Cur. Agent Elected	Initial Contract++	2/4 Yr. College	No. of Campuses#	Contract Expiration
MICHIGAN (Cont.)							
Central Michigan University	NEA (CMUFA 1969)	648	1977	1970	4	1	6/30/93
*Detroit College of Business	NEA (Ind. 1971)	24 ft	1973	1971	4	1	6/30/94
Eastern Michigan University	AAUP	680 ft	1974	1974	4	1	8/31/93
Ferris State University	NEA	517 ft	1973	1973	4	1	6/30/94
Glen Oaks Community College	NEA	31 ft	1968	1968	2	1	8/31/93
Gogebic Community College	NEA	47	1965	1965	2	1	8/15/92
Grand Rapids Community College	Ind.	489 f/pt	1965	1965	2	1	8/19/91
Henry Ford Community College	AFT	213	1965	1966	2	3	8/16/93
Dearborn Heights Campus Main Campus Searle Technical Campus Ctr.					2 2		
Highland Park Community College	AFT	43	1966	1989	2	1	6/30/92
Jackson Community College	NEA	112 ft	1965	1966	2	1	8/31/94
Kalamazoo Valley Community College	NEA	105	1969	1969	2	1	5/31/92

Institution	Bargaining Agent+	Unit Size	Cur. Agent Elected	Initial Contract++	2/4 Yr. College Campuses#	No. of Contract Expiration
MICHIGAN (Cont.)						
Kellogg Community College	MEA/NEA (AFT 1967)	103 ft 1 pt	1968	1968	2 1	8/15/93
*Kendall College of Art and Design	KFA/MEA/NEA	72	1974	1989	4 1	8/21/91
Kirtland Community College	AFT/MFT (Ind. 1969, NEA 1973)	36 ft	1985	1971	2 1	6/30/93
Lake Superior State University	MEA/NEA	116 ft	1978	1978	4 1	8/31/94
Lansing Community College	MEA/NEA	1,000 f/pt	1968	1969	2 1	8/19/94
Macomb Community College	Ind.	338 ft	1966	1967	2 3	8/13/92
Center Campus Fraser Campus South Campus					2 2 2	
Mid Michigan Community College	MEA/NEA	36 ft	1968	1969	2 1	8/22/91
Monroe County Community College	MEA/NEA	57 ft	1973	1969	2 1	8/31/92
Montcalm Community College	NEA	27 ft	1968	1968	2 1	8/15/94

Institution	Bargaining Agent+	Unit Size	Cur. Agent Elected	Initial Contract++	2/4 Yr. College	No. of Campuses#	Contract Expiration
MICHIGAN (Cont.)							
Mott Community College	NEA	415	1966	1966	2	2	8/24/92
Fenton Campus					2		
Main Campus					2		
Muskegon Community College	MEA/NEA	98 ft	1965	1967	2	1	8/31/94
North Central Michigan College	MEA/NEA	35	1980	1981	2	1	8/31/93
Northern Michigan University	AAUP	305 ft	1975	1976	4	1	6/30/94
o School of Technology and Applied Sciences	MEA/NEA	26 ft	1980	1980	4	1	8/25/92
Oakland Community College	MEA/NEA	296	1971	1966	2	4	8/31/92
Auburn Hills Campus					2		
Highland Lakes Campus					2		
Orchard Ridge Campus					2		
Southeast Campus					2		
Oakland University	AAUP	385 ft 57 pt	1970	1971	4	1	8/14/94
Saginaw Valley State University	MEA/NEA	166 ft	1972	1972	4	1	6/30/93
St. Clair County Community College	MEA/NEA	97	1968	1970	2	1	8/30/94

Institution	Bargaining Agent+	Unit Size	Cur. Agent Elected	Initial Contract++	2/4 Yr. College Campuses#	No. of Contract Expiration
MICHIGAN (Cont'd.)						
Schoolcraft College	MEA/NEA	133 ft 306 pt	1972	1967	2	1 8/24/94
*University of Detroit Mercy	MEA/NEA	206 ft	1975	1977	4	2 12/31/92
Mercy Col. of Univ. of Detroit ³⁰						
Washtenaw Community College	MEA/NEA	162 ft	1966	1967	2	1 8/29/93
Wayne County Community College	AFT	153 ft 198 pt	1970	1970	2	5 12/31/94
Downriver Campus					2	
Downtown Campus					2	
Eastern Campus					2	
Northwestern Campus					2	
Western Campus					2	
Wayne State University	AAUP	1,475 f/pt	1972	1972	4	1 7/31/92
West Shore Community College	MEA/NEA (Ind. 1970)	28 ft	1984	1970	2	1 8/20/94
Western Michigan University	AAUP	780 f/pt	1975	1976	4	6 9/6/93
Battle Creek Campus					4	
Benton Harbor Campus					4	
Grand Rapids Campus					4	

Institution	Bargaining Agent+	Unit Size	Cur. Agent Elected	Initial Contract++	2/4 Yr. College	No. of Campuses#	Contract Expiration
Western Michigan University (Cont.)							
Kalamazoo (Main) Campus					4		
Lansing Campus					4		
Muskegon Campus					4		
o Language Association	AAUP	6	1988		4	6	

MINNESOTA

Minnesota Community College System	MCCFA/NEA	2,200	1972	1973	2	18	8/31/93
Anoka-Ramsey Comm. Col.					2		
Arrowhead Comm. Col. District					2		
Hibbing Comm. Col.					2		
Itasca Comm. Col.					2		
Mesabi Comm. Col.					2		
Rainy River Comm. Col.					2		
Vermilion Comm. Col.					2		
Austin Comm. Col.					2		
Clearwater Comm. Col. District					2		
Brainerd Comm. Col.					2		
Fergus Falls Comm. Col.					2		
Northland Comm. Col.					2		
Inver Hills Comm. Col.					2		
Lakewood Comm. Col.					2		
Minneapolis Comm. Col.					2		
Normandale Comm. Col.					2		
North Hennepin Comm. Col.					2		
Rochester Comm. Col.					2		
Willmar Comm. Col.					2		
Worthington Comm. Col.					2		

Institution	Bargaining Agent+	Unit Size	Cur. Agent Elected	Initial Contract++	2/4 Yr. College	No. of Campuses#	Contract Expiration
MINNESOTA (Cont.)							
Minnesota State University System	IFO ³¹ (Ind.)	2,700	1975	1976	4	7	6/30/89
Bemidji St. Univ.					4		
Mankato St. Univ.					4		
Metropolitan St. Univ.					4		
Moorhead St. Univ.					4		
Saint Cloud St. Univ.					4		
Southwest St. Univ.					4		
Winona St. Univ.					4		

University of Minnesota	NEA	367		1982	2/4	2 ³²	6/30/91
Duluth Campus				1980	4		
Waseca Campus ³³				1981	2		

MISSOURI

*Park College	AFT	40	1976	1977	4	1	5/15/92
St. Charles County Community College	AFT	50	1991		2	1	
St. Louis Community College	NEA	471 ft	1977	1977	2	3	6/30/91
Florissant Valley Forest Park Meramec					2		
					2		
					2		

Institution	Bargaining Agent+	Unit Size	Cur. Agent Elected	Initial Contract++	2/4 Yr. College	No. of Campuses#	Contract Expiration
<u>MONTANA</u>							
Dawson Community College	AFT	30 f/pt	1975	1975	2	1	7/1/91
Eastern Montana College	AAUP/AFT	220 f/pt	1978	1976	4	1	6/30/93
Flathead Valley Community College	NEA	34	1979	1981	2	2	6/30/92
Lincoln Campus						2	
Main Campus						2	
O Part-time	AFT	238	1990	1991	2	2	6/30/93
Miles Community College	Ind.	24	1973		2	1	6/30/91
Northern Montana College	AFT (NEA 1975)	85	1979	1976	4	1	6/30/91
University of Montana	AFT	424 f/pt	1978	1979	4	1	6/30/91
Western Montana College	AFT (NEA 1975)	47 ft	1983	1975	4	1	6/30/91

<u>NEBRASKA</u>							
Central Community College	NSEA/NEA	126	1985	1976	2	3	8/14/91

Institution	Bargaining Agent+	Unit Size	Cur. Agent Elected	Initial Contract++	2/4 Yr. College	No. of Campuses#	Contract Expiration
Central Community College (Cont.)							
Columbus-Region 1					2		
Grand Island-Region 2					2		
Hastings-Region 3					2		
Metropolitan Community College	NEA	121 ft	1974	1974	2	4	6/30/91
Elkhorn Valley Campus					2		
Fremont Campus					2		
Fort Omaha Campus					2		
South Campus					2		
Mid-Plains Community College Area	NEA	75	1976	1976	2	2	1992
McCook Campus					2		
Mid-Plains Campus					2		
Nebraska State Colleges	SCEA/NEA	239	1976	1970	4	3	6/30/93
Chadron St. Col.			1990		4		
Peru St. Col.					4		
Wayne St. Col.					4		
Northeast Community College	NSEA/NEA	85	1990	1975	2	1	6/30/93
Southeast Community College	Ind. (NEA 1975)	242	1979	1975	2	3	6/30/93
Beatrice Campus					2		
Lincoln Campus					2		
Milford Campus					2		

Institution	Bargaining Agent+	Unit Size	Cur. Agent Elected	Initial Contract++	2/4 Yr. College	No. of Campuses#	Contract Expiration
NEBRASKA (Cont.)							
University of Nebraska							
Omaha	AAUP	430	1979	1981	4	1	6/30/93
Kearney ³⁴	UNKEA/NEA	315	1976	1991	4	1	6/30/93
Univ. of Neb.-Lincoln (Law)	Ind.	25	1976		4	2	
Western Nebraska Community College	NEA	72	1976		2	2	8/31/91
Scottsbluff Campus					2		
Sidney Campus					2		
NEW HAMPSHIRE							
*Franklin Pierce College	AFT	110 f/pt	1974	1974	4	1	8/31/94
Keene State College	NEA ³⁵	157 ft	1977	1979	4	1	6/30/91
*New Hampshire College ³⁶	NHAPE/AAUP (Ind. 1984)	100	1991	1984	4	1	8/31/92
Univ. of New Hampshire	AAUP	619	1990		4	1	
NEW JERSEY							
Atlantic Community College	NJEA/NEA	75	1968	1970	2	1	6/30/93
Bergen Community College	NJEA/NEA	245 ft	1968	1969	2	1	6/30/93

Institution	Bargaining Agent+	Unit Size	Cur. Agent Elected	Initial Contract++	2/4 Yr. College	No. of Campuses#	Contract Expiration
NEW JERSEY (Cont.)							
*Bloomfield College	AAUP	50 f/pt	1973	1975	4	1	6/30/91
Brookdale Community College	NJEA/NEA	200	1971	1974	2	1	6/30/92
Burlington County College	NJEA/NEA	96	1970	1971	2	1	6/30/91
Camden County College	NJEA/NEA (NEA 1968, AFT 1972)	96	1980		2	1 ³⁷	6/30/91
County College of Morris	NJEA/NEA (Ind. 1974)	193	1975	1975	2	1	8/27/92
Cumberland County College	NJEA/NEA	53	1968	1969	2	1	6/30/94
Essex County College	NJEA/NEA	148	1968	1970	2	2	8/31/94
Newark Campus West Caldwell Campus					2 2		
Gloucester County College	AFT (NEA 1968)	75 ft	1972	1969	2	1	6/30/92
Hudson County Community College	NJEA/NEA	45	1989	1989	2	1	6/30/91
Mercer County Community College	NJEA/NEA	121 ft	1970	1971	2	1 ³⁸	6/30/91
Middlesex County College	AFT	205	1968	1968	2	1	6/30/93

Institution	Bargaining Agent+	Unit Size	Cur. Agent Elected	Initial Contract++	2/4 Yr. College	No. of Campuses#	Contract Expiration
NEW JERSEY (Cont.)							
*Monmouth College	AAUP (NEA 1971)	152 ft	1978	1971	4	1	6/30/91
New Jersey Institute of Technology	PSA/AAUP (Ind. 1970)	350	1988	1971	4	1	6/30/92
New Jersey State College System	AFT (NEA 1969)	3,024	1972	1970	4	9	6/30/92
Glassboro St. Col.					4		
Jersey City St. Col.					4		
Kean Col. of New Jersey					4		
Montclair St. Col.					4		
Ramapo Col. of New Jersey					4		
Stockton St. Col.					4		
Thomas A. Edison St. Col.					4		
Trenton St. Col.					4		
William Paterson Col. of NJ					4		
o Part-time Faculty	AFT	102	1987		4	9	6/30/92
Ocean County College	NJEA/NEA	110 ft	1968	1968	2	1	8/25/93
Passaic County Community College	NJEA/NEA	57 ft	1972	1972	2	1	8/20/93
Raritan Valley Community College ³⁹	AFT (NEA)	92	1973		2	1	6/30/93
*Rider College	AAUP	308 f/pt	1973	1974	4	1	8/31/94

Institution	Bargaining Agent+	Unit Size	Cur. Agent Elected	Initial Contract++	2/4 Yr. College	No. of Campuses#	Contract Expiration
NEW JERSEY (Cont.)							
Rutgers, The State University of New Jersey	AAUP	2,552 1,599 (TA/GA)	1970	1971	4	3	6/30/92
Camden Campus					4		
New Brunswick Campus					4		
Newark Campus					4		
o Adjunct Faculty	AAUP	450	1988	1991	4	3	1994
Salem Community College	NJEA/NEA	30	1975	1976	2	1	6/30/91
Sussex County Community College	AFT	19 ft	1991		2	1	5/31/92 ⁶⁰
*Union County College ⁶¹	AAUP	180 ft	1974	1975	2	4	8/31/93
Elizabeth Campus					2		
Main Campus-Cranford					2		
Plainfield Campus					2		
Scotch Plains Campus					2		
University of Medicine and Dentistry of New Jersey	AAUP	1,082 ft 229 pt	1972	1973	4	5	6/30/92
Grad. School of Biomedical Sciences					4		
New Jersey Dental School					4		
New Jersey Medical School					4		
School of Osteopathic Medicine					4		
Robert Wood Johnson Medical School ⁴²					4		

Institution	Bargaining Agent+	Unit Size	Cur. Agent Elected	Initial Contract++	2/4 Yr. College	No. of Campuses#	Contract Expiration
University of Medicine and Dentistry of New Jersey (Cont.)							
o School of Health Related Professions	NJEA/NEA	41 ft 6 pt	1984	1984	4	3	6/30/92

NEW YORK

*Adelphi University	AAUP	287 ft 381 pt	1972	1973	4	1 ⁴³	8/31/93
Adirondack Community College	NEA (ACCF ⁴⁴ 1970, AFT 1978)	81	1985	1970	2	1	8/31/92
*Bard College	AAUP	92	1972	1973	4	1	6/30/91
Broome Community College	NYEA/NEA	216 ft 150 pt	1979	1969	2	1	8/31/93
Cayuga County Community College	NYEA/NEA (NEA 1970, ACCF 1972)	73 ft	1978	1970	2	1	8/31/92
City University of New York	PSC/AFT/ AAUP ⁴⁵	9,300 ft 7,900 pt	1969	1969	2/4	18	8/31/90
Baruch College					4		
Bor. of Manhattan Comm. Col.					2		
Bronx Comm. Col.					2		
Brooklyn College					4		
City College					4		

Institution	Bargaining Agent+	Unit Size	Cur. Agent Elected	Initial Contract++	2/4 Yr. College	No. of Campuses#	Contract Expiration
City University of New York (Cont.)							
College of Staten Island					4		
Grad. School & Univ. Center					4		
Hostos Comm. Col.					2		
Hunter College					4		
John Jay Col. of Criminal Justice					4		
Kingsborough Comm. Col.					2		
LaGuardia Comm. Col.					2		
Lehman College					4		
Medgar Evers College					2		
New York City Tech. Col.					4		
Queens College					4		
Queensborough Comm. Col.					2		
York College					4		
o Research Foundation	PSC/AFT/AAUP	59	1969	1974		1	9/30/91
Clinton Community College	NYEA/NEA (ACCF 1972)	55 ft	1978	1973	2	1	8/31/91
*College of Insurance	AAUP	17	1985	1987	4	1	8/31/93
Columbia-Greene Community College	NYEA/NEA (NYSUT/AFT 1971)	48 ft	1979	1971	2	1	8/31/93
Community College of the Finger Lakes	NYEA/NEA (ACCF 1974)	170 ft	1978	1975	2	1	8/31/91

Institution	Bargaining Agent+	Unit Size	Cur. Agent Elected	Initial Contract++	2/4 Yr. College	No. of Campuses#	Contract Expiration
NEW YORK (Cont.)							
*Cooper Union	NYSUT/AFT	61	1975	1978	4	1	8/31/93
Cornell University ILR							
o Adjunct Faculty	NYSUT/AFT	200	1981	1981	4	3	8/31/92
Long Island Campus					4		
New York City Campus					4		
Westchester/Rockland Campus					4		
*Culinary Institute of America	Ind.	102	1979	1979	2	1	5/31/92
*Dowling College	NYSUT/AFT	92	1978	1979	4	1	8/31/97
Dutchess Community College	NEA (NYSUT/AFT 1968)	200	1987	1969	2	1	8/31/94
o Adjunct Faculty	NEA (NYSUT/AFT 1985)	270	1987	1987	2	1	8/31/93
*D'Youville College	AAUP	72 ft	1976	1977	4	1	8/31/92
Erie Community College	Ind. (FFECC) (NEA 1971, ACCF 1972)	510	1978	1967	2	3	8/31/91
City Campus					2		
North Campus					2		
South Campus					2		

Institution	Bargaining Agent+	Unit Size	Cur. Agent Elected	Initial Contract++	2/4 Yr. College	No. of Campuses#	Contract Expiration
NEW YORK (Cont.)							
Fashion Institute of Technology	NYSUT/AFT ⁶⁶	555 ft 236 pt			2/4	1	
o Adjunct Faculty	NYSUT/AFT	606					8/31/90
*Fordham Univ. Law School	Ind.	26	1971		4	1	
Fulton-Montgomery Community College	NYEA/NEA (NEA 1969, ACCF 1972)	81 ft	1978	1969	2	1	8/31/93
Genesee Community College	NYEA/NEA (NEA 1970, ACCF 1972)	134 ft	1978	1970	2	1	8/31/93
Herkimer County Community College	NYSUT/AFT (Ind. 1975)	125	1983	1977	2	1	8/31/91
*Hofstra University	AAUP	440 ft 300 pt	1973	1974	4	1	8/31/96
Hudson Valley Community College	Ind. (NYEA/NEA 1969,ACCF 1972)	240 ft	1983	1969	2	1 ⁴⁷	8/31/92
o Opportunity Center	NYSUT/AFT	26 ft	1976	1976	2	1	8/31/92
Jamestown Community College	Ind.	125	1970	1970	2	2	8/31/92
Cattaraugus County Campus Jamestown Campus					2 2		

Institution	Bargaining Agent+	Unit Size	Cur. Agent Elected	Initial Contract++	2/4 Yr. College	No. of Campuses#	Contract Expiration
NEW YORK (Cont.)							
Jefferson Community College	NYEA/NEA	84 ft	1975	1969	2	1	8/31/91
*Long Island University-Brooklyn Center	NYSUT/AFT (AFT 1970)	200	1976	1972	4	1	8/31/94
*o College of Pharmacy	AAUP	30	1978	1979	4	1	10/31/91
*Long Island University-C.W. Post Center	NYSUT/AFT	350	1976	1975	4	1	8/31/94
o Adjunct Faculty	CWA (NYEA/NEA 1978)	425	1987	1979	4	1	10/31/93
*Long Island University-Southampton Center	NYSUT/AFT (NYSUT 1973)	64	1976	1975	4	1	8/31/94
*Marymount College	AAUP	59	1976	1977	4	1	8/31/92
Mohawk Valley Community College	NYSUT/AFT	210 ft	1972	1972	2	2	8/31/92
Rome Campus Utica Campus					2 2		
Monroe Community College	NYSUT/AFT	442 ft 264 pt	1969	1969	2	1	8/31/93
Nassau Community College	NYSUT/AFT (Ind., NCCFT)	658	1969	1969	2	1	8/31/95

Institution	Bargaining Agent+	Unit Size	Cur. Agent Elected	Initial Contract++	2/4 Yr. College	No. of Campuses#	Contract Expiration
Nassau Community College (Cont.)							
o Adjunct Faculty	NYSUT/AFT (AFA)	2,080	1974	1974	2	1	9/30/95
*New York Inst. of Tech.	AAUP	311	1970	1971	4	3	8/31/92
Central Islip Campus					4		
New York City Campus					4		
Old Westbury-Main Campus					4		
*New York Univ. Law School	Ind.		1973		4	1	
*Niagara County Community College	NYEA/NEA (ACCF)	225	1978	1969	2	1	8/31/93
Niagara University	AAUP (Ind. 1975)	140	1989	1979	4	1	8/31/93
North Country Community College	NYEA/NEA (NEA 1969, ACCF 1972)	62 ft	1978	1970	2	3	8/31/90
Malone Campus					2		
Saranac Lake Campus					2		
Ticonderoga Campus					2		
Onondaga Community College	NYSUT/AFT ⁴⁶	204 ft	1967	1968	2	1	8/31/92
Orange County Community College	NYEA/NEA (NEA 1969, ACCF 1972)	125	1978	1969	2	1	8/31/92
*Pratt Institute	NYSUT/AFT (AFT 1971, NYSUT)	120 ft 350 pt	1971	1972	4	2	8/31/92

Institution	Bargaining Agent+	Unit Size	Cur. Agent Elected	Initial Contract++	2/4 Yr. College Campuses#	No. of Contract Expiration
Pratt Institute (Cont.)						
Brooklyn					4	
Pratt Manhattan Center					4	
Rockland Community College	NYSUT/AFT	160	1969	1967	2	1 8/31/91
*St. John's University	AAUP/Ind.	615 ft 305 pt	1970	1970	2/4	2 6/30/91
Queens					2/4	
Staten Island					2/4	
Schenectady County Community College	NYEA/NEA (NEA 1970, ACCF 1972)	76	1978	1971	2	1 8/31/91
State University of New York	UUP ⁶⁹ / NYSUT/ AFT	16,200	1978	1971	2/4	29 6/30/91
College of Technology	(NYSUT 1971, UUP/AFT 1976)					
Alfred					2	
Canton					2	
Cobleskill					2	
Delhi					2	
Farmingdale					2	
Morrisville					2	
Col. of Environmental Sci. and Forestry at Syracuse					4	
Inst. of Technology at Utica/Rome					4	
Empire State College					4	

Institution	Bargaining Agent+	Unit Size	Cur. Agent Elected	Initial Contract++	2/4 Yr. College	No. of Campuses#	Contract Expiration
State University of New York (Cont.)							
Maritime Col. at Fort Schuyler					4		
State University Colleges					4		
Brockport					4		
Buffalo					4		
Cortland					4		
Fredonia					4		
Geneseo					4		
New Paltz					4		
Old Westbury					4		
Oneonta					4		
Oswego					4		
Plattsburgh					4		
Potsdam					4		
Purchase					4		
State University of New York							
Albany					4		
Binghamton					4		
Buffalo					4		
Stony Brook					4		
Medical Centers							
Brooklyn Health Sci. Center					4		
Col. of Optometry at							
New York City					4		
Syracuse Health Sci. Center					4		
Suffolk County Community College	NYSUT/AFT	394 ft 941 pt	1970	1970	2	3	8/31/91
Eastern Campus (Riverhead)					2		
Selden Campus					2		
Western Campus (Brentwood)					2		

Institution	Bargaining Agent+	Unit Size	Cur. Agent Elected	Initial Contract++	2/4 Yr. College	No. of Campuses	Contract Expiration
NEW YORK (Cont.)							
Sullivan County Community College	NEA (ACCF 1974)	120	1978	1976	2	1	8/31/92
*Taylor Business Institute	NYSUT/AFT	20	1969	1970	2	1	6/30/91
Tompkins-Cortland Community College	NYEA/NEA	91	1982	1983	2	1	8/31/92
*Trocaire College	Ind.	34 ft 46 pt	1974	1981	2	1	8/15/92
Ulster County Community College	Ind.	80	1989	1970	2	1	8/31/90
U.S. Merchant Marine Academy	AFGE (UFCT, 1968)	91	1978	1968	4	1	6/92
*Utica College of Syracuse University	AAUP	119 ft	1976	1977	4	1	6/30/93
Westchester Community College	NYSUT/AFT	210	1969	1969	2	1	8/31/91
OHIO							
Central Ohio Technical College	AFT	41	1990	1991	2	1	12/31/92
Central State University	AAUP	125	1985	1985	4	1	8/31/91

Institution	Bargaining Agent+	Unit Size	Cur. Agent Elected	Initial Contract++	2/4 Yr. College	No. of Campuses#	Contract Expiration
<u>OHIO (Cont.)</u>							
Cincinnati Technical College	AAUP	131	1989	1990	2	1	8/31/93
Cuyahoga Community College District	AAUP	372 ft	1977	1978	2	3	9/1/92
Eastern Campus					2		
Metropolitan Campus					2		
Western Campus					2		
*Dyke College	AFT	20 ft	1975	1976	4	1	8/31/94
Edison State College	NEA	43	1985	1986	2	1	8/31/92
Hocking Technical College	OEA/NEA	58	1986	1988	2	1	12/31/90
Jefferson Technical College	OEA/NEA	43	1985	1986	2	1	12/31/94
Kent State University	AAUP ⁵⁰ (AAUP/NEA 1975)	877 ft	1977	1978	2/4	8	9/16/92
Ashtabula Regional Campus					2		
East Liverpool Regional Campus					2		
Geauga Regional Campus					2		
Main Campus					4		
Salem Regional Campus					2		
Stark County Regional Campus					2		
Trumbull Regional Campus					2		
Tuscarawas Regional Campus					2		
Lakeland Community College	NEA	109 ft	1978	1978	2	1	8/31/92

Institution	Bargaining Agent+	Unit Size	Cur. Agent Elected	Initial Contract++	2/4 Yr. College	No. of Campuses#	Contract Expiration
<u>OHIO (Cont.)</u>							
Northwest Technical College	NEA	47	1975	1973	2	1	8/31/94
Owens Technical College	AFT	103	1989	1989	2	2	2/16/92
Shawnee State University	NEA	105	1975	1976	4	1	8/31/93
Southern State Community College	NEA	40	1985	1986	2	3	8/31/92
Central Campus					2		
North Campus					2		
South Campus					2		
Terra Technical College	AFT/OFT	52	1990	1986	2	1	8/15/94
University of Cincinnati	AAUP	1,930	1975	1976	2/4	3	8/31/92
Clermont General & Tech. Col. Main Campus					2		
Raymond Walters Col.					2		
					4		
*University of Rio Grande	Ind.	85	1976	1985	2/4	1	Salaries Only-6/92 Tenure-6/30/88
*Wilberforce University	AAUP	49 ft	1979	1979	4	1	5/31/93
Youngstown State University	NEA	443 ft	1972	1973	4	1	9/25/91

Institution	Bargaining Agent+	Unit Size	Cur. Agent Elected	Initial Contract++	2/4 Yr. College	No. of Campuses#	Contract Expiration
OREGON							
Blue Mountain Community College	NEA/OEA	71 ft	1975	1976	2	1	6/30/91
Central Oregon Community College	Ind. ⁵¹ (Ind. 1975, NEA 1979)	82 ft 11 pt	1985	1977	2	1	6/30/92
Chemeketa Community College	NEA/OEA	225	1974	1974	2	1	6/30/91
o Adjunct Faculty	NEA/OEA	320 pt	1984	1984	2	1	6/30/92
Clackamas Community College	NEA/OEA	144 ft	1975	1973	2	1	6/30/92
o Adjunct Faculty	NEA/OEA	430 pt	1986	1986	2	1	6/30/92
Clatsop Community College	NEA	36 ft	1975	1975	2	1	6/30/93
Lane Community College	NEA	282 ft	1974	1974	2	1	6/30/93
Linn-Benton Community College	Ind.	156 ft	1974	1974	2	1	6/30/93
Mount Hood Community College	NEA/OEA (Ind. 1976)	160 ft	1980	1976	2	1	8/31/91
o Part-time Faculty	NEA/OEA	400	1982	1984	2	1	6/30/91
Portland Community College	OFT/AFT	377	1974	1975	2	3 ⁵²	8/31/92
Cascade Campus					2		
Rock Creek Campus					2		
Sylvania Campus					2		

Institution	Bargaining Agent+	Unit Size	Cur. Agent Elected	Initial Contract++	2/4 Yr. College	No. of Campuses#	Contract Expiration
Portland Community College (Cont.)							
o Part-time Faculty	OFT/AFT	984	1984	1986	2	3	9/14/91
Portland State University							
	AAUP	510	1978	1979	4	1	6/30/93
o Part-time Faculty	AFT	250	1978	1979	4	1	6/30/93
Rogue Community College							
	NEA/OEA	65 ft	1975	1975	2	1	6/30/95
Southern Oregon State College							
	Ind.	198 ft	1973	1975	4	1	6/30/91
Southwestern Oregon Community College							
	AFT	54 ft	1974	1974	2	1	6/30/93
Treasure Valley Community College							
	NEA/OEA	50	1980	1980	2	1	6/30/92
Western Oregon State College							
	AFT	180 f/pt	1977	1977	4	1	6/30/91
*Western States Chiropractic College							
	Ind./AFT	35 ft 26 pt	1978	1979	4	1	6/30/92
PENNSYLVANIA							
Bucks County Community College							
	AFT	181	1971	1972	2	1	8/14/92

Institution	Bargaining Agent+	Unit Size	Cur. Agent Elected	Initial Contract++	2/4 Yr. College Campuses#	No. of Contract Expiration
PENNSYLVANIA (Cont..)						
Butler County Community College	PSEA/NEA (NEA, 1973)	137	1991		2	1 8/22/92
Community College of Allegheny County	AFT	424	1971	1972	2	4 8/22/92
Allegheny Campus					2	
Boyce Campus					2	
North Campus (Pittsburgh)					2	
South Campus (West Mifflin)					2	
Community College of Beaver County	NEA (AFT 1970)	54 ft	1973	1972	2	1 8/31/92
Community College of Philadelphia	AFT	359 ft	1970	1970	2	1 ³⁵ 8/31/95
o Adjunct Faculty	AFT	707 pt	1978	1983	2	1 8/31/95
Delaware County Community College	PSEA/NEA	100 ft	1974	1975	2	1 8/31/93
*Lackawanna Junior College	NEA	22 ft	1979	1980	2	1 12/31/89
Lehigh County Community College	NEA	70 ft	1970	1972	2	1 8/31/94
Lincoln University	AAUP	80 ft	1972	1973	4	1 8/31/91
Luzerne County Community College	NEA	109	1971	1971	2	1 8/31/94

Institution	Bargaining Agent+	Unit Size	Cur. Agent Elected	Initial Contract++	2/4 Yr. College Campuses#	No. of Contract Expiration
PENNSYLVANIA (Cont.)						
Montgomery County Community College	AFT (AAUP 1979)	150 ft	1982	1980	2	1 8/31/94
*Moore College of Art and Design	AFT	40 ft 47 pt	1971	1971	4	1 1/31/91
Northampton Community College	AFT	101	1976	1977	2	1 6/30/95
Pennsylvania College of Technology ⁵⁴	NEA	209	1971	1972	2	2 8/96
Main Campus - Williamsport					2	
North Campus - Wellsboro					2	
Pennsylvania State System of Higher Education	APSCUF/ AFT ⁵⁵ (NEA 1971, Ind. 1977, APSCUF/AFT AAUP, 1979)	5,190 f/pt	1971	1971	4	14 6/30/93
Bloomsburg Univ. of Penn.					4	
California Univ. of Penn.					4	
Cheyney Univ. of Penn.					4	
Clarion Univ. of Penn.					4	
East Stroudsburg Univ. of Penn.					4	
Edinboro Univ. of Penn.					4	
Indiana Univ. of Penn.					4	
Kutztown Univ. of Penn.					4	
Lock Haven Univ. of Penn.					4	
Mansfield Univ. of Penn.					4	

Institution	Bargaining Agent+	Unit Size	Cur. Agent Elected	Initial Contract++	2/4 Yr. College	No. of Campuses#	Contract Expiration
Pennsylvania State System of Higher Education (Cont.)							
Millersville Univ. of Penn.		4			4		
Shippensburg Univ. of Penn.		4			4		
Slippery Rock Univ. of Penn.		4			4		
West Chester Univ. of Penn.		4			4		
Reading Area Community College	AFT	44	1974	1975	2	1	6/30/93
*Robert Morris College	AFT	121 ft	1974	1975	4	2	5/4/93
Pittsburgh Campus Coraopolis Campus							
*Spring Garden College	AFT	32 ft	1979	1979	4	1	8/31/90
Temple University	TAUP/AFT	1,164	1990	1973	4	3	6/30/90
Ambler Campus Philadelphia Campus Tyler School of Art Campus							
Temple University Law School	Ind.	43 ft	1973	1973	4	1	6/30/91 Salaries Only
Thaddeus Stevens State School of Technology	PSEA/NEA	41	1972	1972	2	1	8/15/93
University of Pittsburgh Medical School (See also "No Agent" Listing)	Ind.	831 f/pt	1976		4	1	

Institution	Bargaining Agent+	Unit Size	Cur. Agent Elected	Initial Contract++	2/4 Yr. College	No. of Campuses#	Contract Expiration
PENNSYLVANIA (Cont.)							
*University of Scranton	Ind.	245 ft	1974	1974	4	1	8/31/92
Westmoreland County Community College	NEA	89 ft	1972	1972	2	1	6/30/93

RHODE ISLAND

*Bryant College	AFT	140 ft 140 pt	1967	1967	4	1	7/31/92
Community College of Rhode Island	NEA	321.5 f/pt	1972	1972	2	3	6/30/92
Lincoln Campus					2		
Providence Campus					2		
Warwick Campus					2		
Rhode Island College	AFT	375 ft	1972	1972	4	1	6/30/92
*Rhode Island School of Design	NEA	114 ft	1978	1979	4	1	6/30/93
o Adjunct Faculty	NEA	96 pt	1980		4	1	6/30/93
*Roger Williams College	NEA	119 ft 56 pt	1972	1973	4	2	6/30/92
Bristol Campus					4		
Providence Branch					4		

Institution	Bargaining Agent+	Unit Size	Cur. Agent Elected	Initial Contract++	2/4 Yr. College	No. of Campuses#	Contract Expiration
<u>RHODE ISLAND (Cont.)</u>							
University of Rhode Island	AAUP	695	1971	1972	4	4	6/30/92
C.C.E. Campus					4		
Kingston Campus					4		
Narragansett Bay Campus					4		
W. Alton Jones Campus					4		

SOUTH DAKOTA

South Dakota Board of Regents System	NEA	1,051 ft	1977	1979	4	6	6/30/92
Black Hills St. Univ.					4		
Dakota St. Univ.					4		
Northern St. Univ.					4		
S.D. Sch. of Mines & Tech.					4		
S.D. State University					4		
Univ. of South Dakota					4		

VERMONT

Vermont State Colleges	AFT	265	1973	1975	2/4	4	8/31/92
Castleton St. Col.					4		
Johnson St. Col.					4		
Lyndon St. Col.					4		
Vermont Tech. Col.					2		

Institution	Bargaining Agent+	Unit Size	Cur. Agent Elected	Initial Contract++	2/4 Yr. College	No. of Campuses#	Contract Expiration
Vermont State Colleges (Cont.)							
o Adjunct Faculty	AFT	69	1991		2/4	4	
WASHINGTON							
Bates Technical College	AFT	200 ft 55 pt	1981		2	1	8/31/92
Bellevue Community College	NEA	450 ft	1972	1972	2	1	8/31/91
Bellingham Technical College	NEA	50 ft 120 pt			2	1	8/31/91
Big Bend Community College	Ind. (Ind./NEA 1965, AFT 1975) WEA/NEA 1980	48	1980	1972	2	1	6/12/92
Centralia College ³⁷	AFT (NEA 1968)	80 ft 124 pt	1986	1986	2	1 ³⁸	6/30/92
Clark College	WEA/NEA (Ind. 1964)	195	1974	1964	2	1	6/30/92
Clover Park Tech. College	AFT	119 ft 161 pt	1978		2	1	8/31/93
Columbia Basin Community College	WEA/NEA	37 f/pt	1972	1973	2	1	6/30/91

Institution	Bargaining Agent+	Unit Size	Cur. Agent Elected	Initial Contract++	2/4 Yr. College	No. of Campuses#	Contract Expiration
WASHINGTON (Cont.)							
Community Colleges of Spokane ⁵⁹	WEA	368 ft 749 pt	1970	1977	2	2	6/30/94
Spokane Comm. Col.					2		
Spokane Falls Comm. Col.					2		
Cornish College of the Arts	AFT	33 ft 99 pt	1982		2	1	
Edmonds Community College	AFT (Ind. 1969)	120 ft 300 pt	1975	1976	2	1 ⁶⁰	6/30/94
Everett Community College	AFT (Ind. 1969)	115 ft 121 pt	1975	1976	2	1	6/30/92
Green River Community College	AFT/NEA	103 ft 120 pt	1972	1973	2	1	5/15/90
Highline Community College	NEA	130 ft 250 pt	1965	1969	2	1	8/31/91
Lake Washington Tech. College	AFT	51 ft 107 pt	1978		2	1	8/31/92
Lower Columbia College	Ind. (LCCFAHE) (NEA 1967)	82	1981	1972	2	1	6/30/94
Olympic College	NEA	99 ft 250 pt	1964		2	1	6/30/94

Institution	Bargaining Agent+	Unit Size	Cur. Agent Elected	Initial Contract++	2/4 Yr. College Campuses#	No. of Contract Expiration
WASHINGTON (Cont.)						
Peninsula College	NEA/WEA	43 ft 65 pt	1967	1980	2	1 6/30/92
Pierce College ⁶¹	Ind. (SEIU 1981; NEA 1969)	96 ft 300 pt	1989	1969	2	2 4/12/92
Fort Steilacoom Campus Puyallup Campus						
Renton Technical College	AFT	65 ft 350 pt	1979		2	1 8/31/92
Seattle Community College District VI	AFT	330	1968	1968	2	3 8/31/91
Central Campus					2	
North Campus					2	
South Campus					2	
Shoreline Community College	AFT (NEA 1970) f/pt	302	1974	1975	2	1 6/30/93
Skagit Valley College	NEA	94 ft 220 pt	1965	1969	2	2 6/30/92
Mount Vernon Campus Whidbey Campus					2	
					2	
South Puget Sound Community College	AFT (NEA 1968)	65 ft 154 pt	1986	1989	2	1 6/30/92

 Institution Bargaining Agent+ Unit Size Cur. Agent Elected Contract++ 2/4 Yr. College Campuses# No. of Contract Expiration

WASHINGTON (Cont.)

Tacoma Community College AFT 92 ft 1972 1973 2 1 6/30/93
 193 pt

Walla Walla Community College NEA 90 1968 1970 2 3 6/30/92

Clarkston Center
 Main Campus 2
 WA St. Penitentiary Campus 2

Wenatchee Valley College NEA 63 ft 1965 1975 2 2 6/30/92
 120 pt

Main Campus 2
 North Campus 2

Whatcom Community College AFT 125 1975 1976 2 1 8/31/91
 f/pt

Yakima Valley Community College AFT 375 1978 1973 2 1 6/30/92
 (NEA 1971, f/pt
 AFT 1973)

WISCONSIN

Blackhawk Technical College AFT/WFT 94 1972 1974 2 1 6/30/92

Chippewa Valley Technical College⁸² WEA/NEA 210 1985 1969 2 3 6/30/91

Institution	Bargaining Agent+	Unit Size	Cur. Agent Elected	Initial Contract++	2/4 Yr. College	No. of Campuses#	Contract Expiration
Chippewa Valley Technical College (Cont.)							
Chippewa Falls Campus					2		
Menomonee Campus					2		
River Falls Campus					2		
Fox Valley Technical College	NEA	270	1968	1969	2	2	6/30/92
Fox Valley Tech. Inst.- Appleton					2		
Fox Valley Tech. Inst.- Oshkosh					2		
Gateway Technical College	WEA/NEA (AFT 1972)	250	1982	1973	2	4	6/30/91
Gateway Aviation Cntr.-Kenosha					2		
Gateway Tech.-Elkhorn					2		
Gateway Tech.-Kenosha					2		
Gateway Tech.-Racine					2		
Lakeshore Technical College	NEA/LEA	108 ft	1968	1968	2	1	6/30/93
Madison Area Vocational & Technical College	AFT	375	1969	1969	2	7	6/30/93
Mad. Area Tech. Col.-Commercial Ave.							
Mad. Area Tech. Col.-Downtown							
Mad. Area Tech. Col.-Ft. Atkinson					2		
Mad. Area Tech. Col.-Madison (Truax)					2		

Institution	Bargaining Agent+	Unit Size	Cur. Agent Elected	Initial Contract++	2/4 Yr. College	No. of Campuses#	Contract Expiration

Madison Area Vocational & Technical College (Cont.)							
Mad. Area Tech. Col.--Portage					2		
Mad. Area Tech. Col.--Reedsburg					2		
Mad. Area Tech. Col.--Watertown					2		

Mid-State Technical College	NEA	87	1970	1970	2	3	8/21/92

Marshfield					2		
Stevens Point					2		
Wisconsin Rapids					2		

Milwaukee Area Technical College	AFT	600	1963	1967	2	4	6/30/92

Milwaukee Campus					2		
North Campus					2		
South Campus					2		
West Campus					2		

Moraine Park Technical College	AFT	138	1969	1969	2	3	6/30/93

Beaver Dam Campus					2		
Fond du Lac Campus					2		
West Bend Campus					2		

North Central Technical College	NEA	138	1969	1969	2	2	6/30/91

Main Campus-Wausau					2		
Satellite-Antigo					2		

Institution	Bargaining Agent+	Unit Size	Cur. Agent Elected	Initial Contract++	2/4 Yr. College	No. of Campuses#	Contract Expiration
WISCONSIN (Cont.)							
Northeast Wisconsin Technical College	NEA (AFT 1967)	210	1972	1972	2	3	8/24/92
Green Bay Campus					2		
Marinette Campus					2		
Sturgeon Bay Campus					2		
*Northland College	Ind.	42 ft	1975	1979	4	1	6/30/90
Southwest Wisconsin Technical College	AFT	90 ft 200 pt	1972	1978	2	1	6/30/93
Waukesha County Technical College	NEA	168 ft 103 pt	1967	1967	2	3	7/31/93
Menomonee Falls Campus					2		
Pewaukee (Main Campus)					2		
Waukesha Campus					2		
Western Wisconsin Technical College	AFT (Ind. 1976)	170	1976	1977	2	1	6/30/92
Wisconsin Indianhead District	AFT	142	1972	1972	2	4	6/30/91
Ashland Campus					2		
New Richmond Campus					2		
Rice Lake Campus					2		
Superior Campus					2		

 Institution Bargaining Unit Cur. Agent Initial 2/4 Yr. No. of Contract
 Agent+ Size Elected Contract++ College Campuses# Expiration

GUAM

University of Guam GFT/AFT 130 1985 1976 4 1 1992

FOOTNOTES

⁺As long as a certificate of recognition is in effect, the institution is designated as having a bargaining agent, even if no collective bargaining has ever taken place. No distinction is made between agents certified as a result of elections and those voluntarily recognized.

^{**}Three dashes (---) in this column indicate that according to available information, no contract has been signed.

[#]For purposes of this study, the National Center for Education Statistics' (NCES) definition of a branch campus, along with institutional self-reporting, was used. NCES defines branch campuses as those possessing the following characteristics: a permanent administration, offer programs at least two years in length, located in a community different from parent institutions so as not to be within commuting distance.

*Private institution.

**First contract between parties.

^YColleges and universities that have exercised a Yeshiva-like claim.

ft indicates full-time, pt part-time.

1. Sources for this publication include communication with institutions, faculty organizations, The Chronicle of Higher Education, and the Government Employee Relations Report. Data on bargaining unit size, date of first contract and number of campuses have been obtained through institution and agent self reporting.

2. The University of Alaska, a statewide system of higher education, restructured itself from 15 separate accredited institutions (which included all the former community colleges) to four separate accredited institutions. The former community colleges, with the exception of Prince William Sound Community College, became extended colleges of one of the three new University centers.

3. Independent agent. Certification covers professional and non-professional librarians. No collective bargaining activity reported; union in inactive status.

4. Claremont Colleges consist of: Claremont McKenna College, Claremont Univ. Grad. School, Harvey Mudd College, Pitzer College, Pomona College and Scripps College.

5. Formerly Marin Community College.

6. Includes two educational centers.

7. See "No-Agent" listing.
8. Includes five off-campus locations.
9. Includes seven campus centers: Alemany, Chinatown C.C. Center, C.C. Skills Center, Downtown Center, John Adams Community Center, John O'Connell C.C. Center and Mission C.C. Center.
10. Santa Clarita Community College District encompasses the College of the Canyons which was cited in previous Directories.
11. Includes eight outreach centers.
12. Includes three satellite centers.
13. The only organized faculty bargaining unit in the University of California System is at Santa Cruz.
14. The Connecticut Community College System and the Connecticut State Technical Colleges were placed under the jurisdiction of a joint Board of Trustees in 1989. However, the faculty at these institutions continue to bargain in two separate units: the community college faculty remain in their original bargaining unit (CCCC) and the technical faculty continue in theirs (AFT).
15. Formerly Post College.
16. Members of three Florida unions representing Florida State University System (UFF), several community colleges (UCCFF), and faculty at two private colleges merged their organizations into the United Faculty of Florida, Local 1847 of AFT (1979). In 1982, AFT dechartered UFF; UFF then affiliated with NEA.
17. Rejected decertification/opt out election (Sept. 1981).
18. Rejected decertification attempt (1978).
19. Chicago State, Eastern Illinois, Governors State, Northeastern Illinois, and Western Illinois Universities bargain collectively as one unit.
20. Formerly Thornton Community College.
21. East St. Louis Community College and State Community College merged into State Community College of East St. Louis.
22. The recognized bargaining agent, AAUP/NEA, defeated a decertification attempt by the AFT (1979).
23. Rejected decertification attempt (1978).
24. The Board of Regents of Higher Education is comprised of the Massachusetts Community College System and Massachusetts State

Colleges; they bargain as two separate units.

25. The recognized bargaining agent, MTA/NEA, defeated a decertification attempt by the AFT (1983).

26. Rejected decertification attempt (1978).

27. University of Massachusetts-Amherst campus rejected decertification attempt (1980).

28. Legislation enacted in September 1991; former name was University of Lowell.

29. Legislation enacted in September 1991; former name was Southeastern Massachusetts University.

30. Mercy College affiliated with the University of Detroit. A bargaining agent election was held in 1990 for the newly formed unit of 206 faculty. In that election, NEA defeated AAUP and retained bargaining rights.

31. Independent bargaining agent (IFO) voluntarily disaffiliated from NEA in 1990 and now bargains as independent local.

32. The University of Minnesota has five campuses: Twin Cities, Morris, Duluth, (four-year institutions); Crookston, Waseca (two-year institutions). Duluth and Waseca are the only unionized campuses and bargain together as one unit.

33. Waseca campus closed effective 6/30/92.

34. Kearney State College, formerly part of the Nebraska State College System, is now part of the University of Nebraska. For collective bargaining purposes, the faculty unit at Kearney remained intact.

35. Rejected decertification attempt (January 1979).

36. Formerly independent, affiliation vote held in 1991. Faculty select AAUP by a vote of 60-2. AAUP Chapter non-board certified.

37. Includes one campus center.

38. Includes the Kerney Campus Center.

39. Formerly Somerset County College.

40. Existing contract in place prior to election of agent.

41. Union College and Union County Technical Institute merged into Union County College. AAUP, the bargaining agent at Union College, defeated NEA, the bargaining agent at Union County Technical Institute, and won agent status at the newly formed

institution. (AAUP-109, NEA-67).

42. Formerly Rutgers Medical School.

43. Includes five extension centers.

44. Associated Community College Faculties ceases to exist as independent union (8/31/78). Individual locals vote to affiliate with either NYSUT/AFT or NYEA/NEA.

45. AAUP affiliated with PSC/AFT (February 1981).

46. Initial faculty agent elected in 1967. Separate staff and adjunct bargaining agents elected in 1971. Three units subsequently combined into one in 1972.

47. Includes the Capital District Educational Campus Center.

48. Adjunct faculty, which previously had been designated as a separate bargaining unit, included with full-time faculty unit (1985).

49. United University Professions defeated challenge to agent status by NYEA (December 1978). The unit includes faculty and non-teaching professionals.

50. Faculty at Kent State University voted to sever ties with NEA, while retaining affiliation with AAUP (1979).

51. Unit voted to disaffiliate with NEA (1985).

52. Includes Ross Island, Southeast and Stadium Campus Centers.

53. Includes thirty-seven sites.

54. Formerly Williamsport Area Community College.

55. APSCUF is the bargaining agent regardless of with whom they are affiliated.

56. In 1987, part-time faculty elected AFT as bargaining agent. Ensuing litigation resulted in new election being ordered. New election held in 1991. AFT certified by VERB.

57. Centralia College and South Puget Sound Community College, which had bargained separately were merged into District XII. In 1988, new legislation was passed separating the district.

58. Includes Garrett Heyns Educational Center.


59. Formerly Washington State Community College District XVII.

60. Edmonds C.C. provides educational services for the State Department of Corrections. The unit does not differentiate among teaching assignments.

61. Formerly Fort Steilacoom Community College.

62. Formerly comprised of two entities -- District I Technical Institute, and Area Vocational Technical & Adult Education District I.

**ADJUNCT FACULTY CONTRACTS AND BARGAINING
AGENTS IN PUBLIC AND PRIVATE INSTITUTIONS
IN THE UNITED STATES**



**ADJUNCT FACULTY CONTRACTS AND BARGAINING AGENTS IN
PUBLIC AND PRIVATE INSTITUTIONS IN THE UNITED STATES**

Institution	Bargaining Agent	Unit Size	Cur. Agent Elected	Initial Contract	2/4 Yr. College	No. of Campuses	Contract Expiration
<u>CALIFORNIA</u>							
Coast Community College	CTA/NEA	1,304	1979	1980	2	3	9/1/93
Coastline Comm. Col.					2		
Golden West Comm. Col.					2		
Orange Coast Comm. Col.					2		
<u>Rancho Santiago Community College District¹</u>							
	CTA/NEA	25 ft 787 pt	1977		2	2	6/30/91
<u>*University of San Francisco</u>							
	AFT	251	1981	1985	4	1	7/31/94
<u>Santa Rosa Junior College</u>							
	AFT	86	1989		2	1	
<u>DISTRICT OF COLUMBIA</u>							
*American University	(Ind.) ELIFA	24	1982	1982	4	1	12/31/92
<u>ILLINOIS</u>							
Oakton Community College	NEA	75	1985	1987	2	1	8/10/93

Institution	Bargaining Agent	Unit Size	Cur. Agent Elected	Initial Contract	2/4 Yr. College	No. of Campuses	Contract Expiration
MAINE							
University of Maine System	PATFA/AFT	302	1986	1988	4	7	8/31/93
Univ. of Maine					4		
Univ. of Maine-Augusta					4		
Univ. of Maine-Farmington					4		
Univ. of Maine-Fort Kent					4		
Univ. of Maine-Machias					4		
Univ. of Maine-Presque Isle					4		
Univ. of Southern Maine					4		

MASSACHUSETTS

*Berklee College of Music	AFT	54	1985	1986	4	1	6/1/92
Massachusetts Community College System	NEA/MTA/ MCCC	1,800	1987	1991	2	15	8/20/93
Berkshire Comm. Col.					2		
Bristol Comm. Col.					2		
Bunker Hill Comm. Col.					2		
Cape Cod Comm. Col.					2		
Greenfield Comm. Col.					2		
Holyoke Comm. Col.					2		
Massachusetts Bay Comm. Col.					2		
Massasoit Comm. Col.					2		
Middlesex Comm. Col.					2		
Mt. Wachusett Comm. Col.					2		
North Shore Comm. Col.					2		

Institution	Bargaining Agent	Unit Size	Cur. Agent Elected	Initial Contract	2/4 Yr. College	No. of Campuses	Contract Expiration
Massachusetts Community College System (Cont.)							
Northern Essex Comm. Col.		2					
Quinsigmond Comm. Col.		2					
Roxbury Comm. Col.		2					
Springfield Tech. Comm. Col.		2					
Massachusetts State Colleges ¹							
	NEA/MTA	1,050 pt	1987	1989	4	9	8/31/92
Bridgewater St. Col.					4		
Fitchburg St. Col.					4		
Framingham St. Col.					4		
Mass. Col. of Art					4		
Mass. Maritime of Academy					4		
North Adams St. Col.					4		
Salem St. Col.					4		
Westfield St. Col.					4		
Worcester St. Col.					4		
University of Massachusetts-							
Dartmouth	AFT	77	1985	1986	4	1	6/30/93
<u>MICHIGAN</u>							
Northern Michigan University ²	MEA/NEA	26	1980	1980	2	1	8/25/92
<u>MONTANA</u>							
Flathead Valley Community College	AFT	238	1990	1991	2	2	6/30/93

Institution	Bargaining Agent	Unit Size	Cur. Agent Elected	Initial Contract	2/4 Yr. College	No. of Campuses	Contract Expiration
Flathead Valley Community College (Cont.)							
Lincoln Co. Campus					2		
Main Campus					2		

NEW JERSEY

New Jersey State College System	AFT	102	1987	---	4	9	6/30/92
Glassboro St. Col.					4		
Jersey City St. Col.					4		
Kean Col. of New Jersey					4		
Montclair St. Col.					4		
Ramapo Col. of New Jersey					4		
Stockton St. Col.					4		
Thomas A. Edison St. Col.					4		
Trenton St. Col.					4		
Wm. Paterson Col. of New Jersey					4		

Rutgers State University of New Jersey	AAUP	450	1988	1991	4	3	1994
Camden Campus					4		
New Brunswick Campus					4		
Newark Campus					4		

NEW YORK

Cornell University, ILR	NYSUT/AFT	200	1981	1981	4	3	8/31/92
-------------------------	-----------	-----	------	------	---	---	---------

Institution	Bargaining Agent	Unit Size	Cur. Agent Elected	Initial Contract	2/4 Yr. College	No. of Campuses	Contract Expiration
Cornell University, ILR (Cont.)							
Long Island Campus					4		
New York City Campus					4		
Westchester/Rockland Campus					4		
Dutchess Community College	NEA (NYSUT/AFT 1985)	270	1987	1987	2	1	8/31/93
*Long Island University, C.W. Post Center	CWA (NYEA/NEA 1978)	425	1987	1979	4	1	10/31/93
Nassau Community College	NYSUT/AFT (AFA)	2,080	1974	1974	2	1	9/30/95
OREGON							
Chemeketa Community College	NEA/OEA	320	1984	1984	2	1	6/30/92
Clackamas Community College	NEA/OEA	430	1986	1986	2	1	6/30/92
Mount Hood Community College	NEA/OEA	400	1982	1984	2	1	6/30/91
Portland Community College	OFT/AFT	984	1984	1986	2	3	9/14/91
Cascade Campus					2		
Rock Creek Campus					2		
Sylvania Campus					2		

<u>Institution</u>	<u>Bargaining Agent</u>	<u>Unit Size</u>	<u>Cur. Agent Elected</u>	<u>Initial Contract</u>	<u>2/4 Yr. College</u>	<u>No. of Campuses</u>	<u>Contract Expiration</u>
<u>OREGON (Cont.)</u>							
Portland State University	AFT	250	1978	1979	4	1	6/30/93
<u>PENNSYLVANIA</u>							
Community College of Philadelphia	AFT	707	1978	1983	2	1	8/31/95
<u>RHODE ISLAND</u>							
*Rhode Island School of Design	NEA	96	1980		4	1	6/30/93
<u>VERMONT</u>							
Vermont State Colleges	AFT	69	1991	---	2/4	4	
Castleton St. Col.					4		
Johnson St. Col.					4		
Lyndon St. Col.					4		
Vermont Tech. Col.					2		

FOOTNOTES

1. Continuing Education Faculty
2. School of Technology & Applied Sciences

**GRADUATE AND TEACHING ASSISTANT CONTRACTS AND
BARGAINING AGENTS IN PUBLIC AND PRIVATE
INSTITUTIONS IN THE UNITED STATES**




**GRADUATE AND TEACHING ASSISTANT CONTRACTS AND BARGAINING AGENTS
IN PUBLIC AND PRIVATE INSTITUTIONS IN THE UNITED STATES**

<u>Institution</u>	<u>Bargaining Agent</u>	<u>Unit Size</u>	<u>Cur. Agent Elected</u>	<u>Initial Contract</u>	<u>2/4 Yr. College Campuses</u>	<u>No. of Expiration</u>
<u>FLORIDA</u>						
Florida State University	UFF/FTP/	3,500		1982	2	6/30/93
System-Graduate Assistants United	NEA					
Univ. of Florida					4	
Univ. of S. Florida					4	
<u>MICHIGAN</u>						
University of Michigan	AFT	1,800	1976	1976	3	2/1/93
Ann Arbor					4	
Dearborn					4	
Flint					4	
<u>NEW JERSEY</u>						
Rutgers State University of New Jersey	AAUP (TA/GA)	1,599	1970	1971	3	6/30/92
Camden Campus					4	
New Brunswick Campus					4	
Newark Campus					4	

Institution	Bargaining Agent	Unit Size	Cur. Agent Elected	Initial Contract	2/4 Yr. College	No. of Campuses	Contract Expiration
<u>OREGON</u>							
University of Oregon	AFT	1,176	1977	1978	4	1	7/31/93
<u>WISCONSIN</u>							
University of Wisconsin-Madison	TAA/AFT	2,400	1987	1988	4	1	6/30/93
University of Wisconsin-Milwaukee	AFT	645	1991		4	1	

**FACULTY COLLECTIVE BARGAINING
AT CANADIAN UNIVERSITIES**



FACULTY COLLECTIVE BARGAINING AT CANADIAN UNIVERSITIES*

<u>Institution</u>	<u>Affiliation</u>	<u>Unit Size</u>	<u>Cur. Agent Elected</u>	<u>Initial Contract++</u>	<u>Contract Expiration</u>
<u>ALBERTA**</u>					
Augustana University	CAUT				Annual
University of Alberta	CAUT ¹	2,034	1982		Annual
University of Athabasca	CAUT	135	1982		Annual
University of Calgary	CAUT	1,352	1982		Annual
University of Lethbridge	CAUT	281	1982		Annual
<u>MANITOBA</u>					
Brandon University	CAUT	195	1978	1978	3/31/93
Saint-Boniface	ACPU/MGEA	43	1983	1977	3/31/91
University of Manitoba	CAUT	1,152	1974	1975	3/31/93
University of Winnipeg	CAUT	257	1981	1982	3/31/93
<u>NEW BRUNSWICK</u>					
Universite de Moncton	ACPU	305	1976	1977	6/30/91
Mount Allison University	CAUT	116	1982	1984	6/30/91
St. Thomas University	CAUT	84	1976	1977	6/30/92

Institution	Affiliation	Unit Size	Cur. Agent Elected	Initial Contract++	Contract Expiration
<u>NEW BRUNSWICK (Cont.)</u>					
Saint-Louis Maillet	ACPU	49	1972	1972	8/31/91
Shippagan	ACPU	24	1978	1978	6/30/92
University of New Brunswick	CAUT	596	1979	1980	6/30/95
<u>NEWFOUNDLAND</u>					
Memorial University	CAUT	903	1988	1988	3/31/91
<u>NOVA SCOTIA</u>					
Acadia University	CAUT	225	1976	1977	6/30/92
Dalhousie University	CAUT	718	1978	1978	6/30/93
Mount St. Vincent University	CAUT	148	1989	1989	3/31/91
Nova Scotia College of Art and Design	CAUT	60	1985	1985	6/30/92
St. Francis Xavier University	CAUT	123		---	

Institution	Affiliation	Unit Size	Cur. Agent Elected	Initial Contract++	Contract Expiration
NOVA SCOTIA (Cont.)					
Saint Mary's University	CAUT	200	1974	1974	8/31/91
o Professional Librarians	CAUT	7	1974	1974	8/31/91
Technical University of Nova Scotia	CAUT	112	1980	1980	6/30/92
Universite Sainte-Anne	ACPU	40	1982	1980	6/30/89
University College of Cape Breton	CAUT	97	1975	1976	6/30/91
ONTARIO					
Algoma University College	CAUT	33	1976	1980	6/30/92
Algonquin Community College	OPSEU ⁵	770	1971	1971	8/31/91
Brock University	CAUT	275			6/30/97
Cambrian Community College	OPSEU	400	1971	1971	8/31/91
Canadore Community College	OPSEU	235	1971	1971	8/31/91
Carleton University	CAUT	689	1975	1975	4/30/94
Centennial Community College	OPSEU	520	1971	1971	8/31/91

Institution	Affiliation	Unit Size	Cur. Agent Elected	Initial Contract++	Contract Expiration
ONTARIO (Cont.)					
Conestoga Community College	OPSEU	350	1971	1971	8/31/91
Confederation Community College	OPSEU	250	1971	1971	8/31/91
Durham Community College	OPSEU	250	1971	1971	8/31/91
Fanshawe Community College	OPSEU	700	1971	1971	8/31/91
George Brown Community College	OPSEU	740	1971	1971	8/31/91
Georgian Community College	OPSEU	380	1971	1971	8/31/91
Hearst University	ACPU	15	1982	1983	6/30/91
Humber Community College	OPSEU	700	1971	1971	6/30/93
King's College	CAUT	55	1973	1973	Annual
La Cite Collegiate	OPSEU	190	1989		8/31/91
Lakehead University	CAUT	273	1979	1981	6/30/93
o Professional Librarians	CAUT	11	1979	1981	6/30/93
Lambton Community College	OPSEU	160	1971	1971	8/31/91
Laurentian University	CAUT	278	1979	1980	6/30/92

Institution	Affiliation	Unit Size	Cur. Agent Elected	Initial Contract++	Contract Expiration
ONTARIO (Cont.)					
Loyalist Community College	OPSEU	205	1971	1971	8/31/91
Mohawk Community College	OPSEU	665	1971	1971	8/31/91
Niagara Community College	OPSEU	290	1971	1971	8/31/91
Northern Community College	OPSEU	170	1971	1971	8/31/91
Ontario Institute for Studies in Education	CAUT	114	1977	1977	6/30/93
Ryerson Polytechnical Institute	CAUT	590	1964	1966	7/1/89
St. Clair Community College	OPSEU	370	1971	1971	8/31/91
St. Lawrence Community College	OPSEU	405	1971	1971	8/31/91
Sault Community College	OPSEU	225	1971	1971	8/31/91
Seneca Community College	OPSEU	725	1971	1971	8/31/91
Sheridan Community College	OPSEU	530	1971	1971	8/31/91
Sir Sandford Fleming Community College	OPSEU	310	1971	1971	8/31/91
Trent University	CAUT	200	1980	1981	6/30/93

Institution	Affiliation	Unit Size	Cur. Agent Elected	Initial Contract++	Contract Expiration
ONTARIO (Cont.)					
University of Ottawa	CAUT	944	1975	1976	4/30/93
University of Windsor	CAUT	547	1977	1976	6/30/93
Wilfred Laurier University	CAUT	235	1988	1988	6/30/93
York University	CAUT	1,067	1977	1976	4/30/92
QUEBEC					
Bishop's University	FAPUQ ² /CAUT	99	1976	1976	12/31/92
Concordia University	FAPUQ/CAUT	715	1981	1981	5/31/92
Ecole Polytechnique	FAPUQ	194	1979	1979	5/31/91
Institut Armand Frappier	FAPUQ	36	1979	1980	3/31/89
Institut National de la Recherche Scientifique	CEQ ³	55	1973	1973	11/30/89
Universite Laval	ACPU	1,063	1975	1977	5/30/93
Universite de Montreal	FAPUQ	1,200	1975	1975	5/31/91
Universite du Quebec a Chicoutimi	CEQ	210	1979	1979	2/28/89

Institution	Affiliation	Unit Size	Cur. Agent Elected	Initial Contract++	Contract Expiration
QUEBEC (Cont.)					
Universite du Quebec a Hull	None	105	1980	1980	2/28/89
Universite du Quebec a Montreal	CSN ⁴	900	1971	1971	2/28/89
Universite du Quebec dans l'Ouest	CEQ	58	1982	1982	2/28/89
Universite du Quebec a Rimouski	CSN	150	1973	1973	2/28/89
Universite du Quebec a Trois-Rivieres	FAPUQ	300	1971	1971	2/28/89
Universite de Sherbrooke	FAPUQ	335	1974	1976	6/30/89
SASKATCHEWAN					
St. Thomas More College	CAUT	37	1977	1977	6/30/90
University of Regina	CAUT	550	1977	1977	6/30/93
o Admin./Tech./Support	CAUT	80	1978	1978	6/30/93
o Campion College	CAUT	12	1977	1977	6/30/93
o Luther College	CAUT	14	1977	1977	6/30/93
o Saskatchewan Indian Federated College	CAUT		1991		
University of Saskatchewan	CAUT	980	1977	1977	6/30/90

Institution	Affiliation	Unit Size	Cur. Agent Elected	Initial Contract++	Contract Expiration
-------------	-------------	-----------	--------------------	--------------------	---------------------

TOTAL FACULTY MEMBERS

Under provisions of provincial labor legislation at Canadian universities

29,442 (excluding CSN and CEQ affiliates)

SPECIAL PLAN BARGAINING: CANADIAN UNIVERSITIES***

<u>Institution</u>	<u>Affiliation</u>	<u>Bargaining Unit Size</u>	<u>Provisions</u>
<u>BRITISH COLUMBIA</u>			
British Columbia	CAUT	1,776	Annual monetary negotiations culminating in interest arbitration (conventional) pursuant to a "Framework Agreement" for bargaining; provides as well for the negotiation of subsidiary agreements on "Conditions of Appointment".
Simon Fraser	CAUT	476	Some terms and conditions negotiable, others may not be unilaterally altered. Annual monetary negotiations culminating in interest arbitration (conventional).
<u>ONTARIO</u>			
Toronto	CAUT	1,761	Special Plan addresses many terms and conditions, either expressly or by reference to prevailing practice; annual monetary negotiations culminating in arbitration.
Guelph	CAUT	556	Comprehensive agreement on terms and conditions of employment; annual salary and benefit negotiations culminating in mediation.
<u>PRINCE EDWARD ISLAND</u>			
Prince Edward Island	CAUT	159	Annual monetary negotiations culminating in interest arbitration (Final Offer Selection) pursuant to a framework document; other terms and conditions not part of Special Plan Bargaining arrangement.

FOOTNOTES

*Information provided by Canadian Association of University Teachers, Ottawa. Most local associations have independent bargaining agent status. CAUT does not hold certificates.

**Statutory recognition in 1982.

***Faculty association and Board of Governors engage in bargaining outside the scope of labor legislation.

1. Canadian Association of University Teachers/Association Canadienne des Professeurs.


2. Federation des Associations de Professeurs des Universites du Quebec.

3. Centrale de l'Enseignement du Quebec.

4. Confederation des Syndicats Nationaux.

5. Ontario Public Service Employees Union.

SUMMARY OF ELECTIONS, UNITED STATES
JANUARY 1 - DECEMBER 31, 1991



SUMMARY OF ELECTIONS - 1991
A. AGENTS ELECTED

Institution	State	Unit Size	Vote	Agent Elected	2/4 Year College
Butler County Community College	PA	137	PSEA/NEA 63 AFT 38 N-Agt 13	PSEA/NEA	2
*Edward Waters College	FL	50	AAUP 20 N-Agt 20 Challen. 8	Results pending before NLRB	4
Sussex County Community College	NJ	19	AFT 16 N-Agt 2	AFT	2
University of Toledo	OH	600	AAUP 269 N-Agt 261 Challen. 17	Results pending before Ohio SERB	4
Univ. of Wisconsin-Milwaukee Teaching Assistants	WI	645	AFT 221 N-Agt 61	AFT	4
Vermont State Colleges-Adjunct Faculty	VT	69	AFT 56 N-Agt 13	AFT	4

B. CHANGE IN AGENT STATUS

Institution	State	Unit Size	Vote	New Agent	Former Agent	2/4 Year College
Dodge City Community College	KS	55	KEA/NEA 30 Ind. 0	KEA/NEA	Ind.	2
Kaskaskia College	IL	66	AFT 47 IEA/NEA 10	AFT	IEA/NEA	2
St. Charles County Comm. College	MO	50	AFT 34 NEA 2	AFT	NEA	2

C. CHALLENGE TO AGENT STATUS

No reported challenges to agent status reported.

D. AGENTS DECERTIFIED

No reported faculty agent decertifications in 1991.

E. NO-AGENT VOTES

Institution	State	Unit Size	Vote	Agent Defeated	2/4 Year College
Southern Illinois Univ.-Edwardsville	IL	420	N-Agt 197 IEA/ 145 NEA	IEA/NEA	4
University of Pittsburgh	PA	2,420	N-Agt 1,243 AAUP/ AFT 719	AAUP/AFT	4

F. FIRST CONTRACTS SIGNED

Institution	State	Unit Size	Agent	Contract Expiration	2/4 Year College
Central Ohio Technical College	OH	41	AFT	12/31/92	2
Flathead Valley Community College Part-time Unit	MT	238	AFT	6/30/93	2
Massachusetts Community College System - Div. of Continuing Ed.	MA	1,800	NEA/MTA/MCCC	8/20/93	2
Rutgers State Univ. of NJ Part-Time Unit	NJ	450	AAUP	1994	4
Sussex County Community College	NJ	19	AFT	5/31/92	2
Univ of Nebraska-Kearney	NE	315	UNKEA/NEA	6/30/93	4

STATISTICAL ANALYSIS

"HOW WE COUNT"

Due to the peculiarities of the demographics of collective bargaining in higher education, we continue to receive queries as to the methods we employ to "count". Set forth below are several explanations as to our "counting" process which, we hope, will be of value to the reader.

INSTITUTIONS: Institutions are identified as colleges and universities that may be autonomous entities having a single campus (University of Montana), or as multi-campus systems (California State University) which bargain collectively as one. Each institution is represented by a single agent and is counted as one agent and/or one contract. The current volume of the Directory shows over 400 agents in institutions involved in faculty collective bargaining. However, this figure embraces more than 1,000 campuses. In the example of SUNY, although there are 30 campuses, for the purposes of the Directory this is tabulated as one institution, one agent and 30 campuses.

CAMPUSES: To present another demographic perspective, we also have included a campus "count". Campuses are defined in accordance with the National Center for Education Statistics measure as having the following characteristics: a permanent administration, offer programs at least two years in length, and are located in a community different from parent institutions so as not to be within commuting distance. Using SUNY once again, the 30 campuses included the State University Colleges at Buffalo, New Paltz and Potsdam, etc., however, all are covered by a single agreement. Our own college, Baruch, is one of the 19 campuses included in CUNY and, while reflected in the campus count, is subsumed under CUNY in the institution count.

TWO YEAR/FOUR YEAR: Those institutions that contain two- and four-year colleges within the same system, such as CUNY, are recorded as four-year institutions. However, the two-year components are tabulated as such under the campus count. For example, Queensborough Community College is shown as a unionized two-year campus but its collective bargaining agreement status is tabulated as one of the 19 campuses under one institution, CUNY.

"WHO WE COUNT"

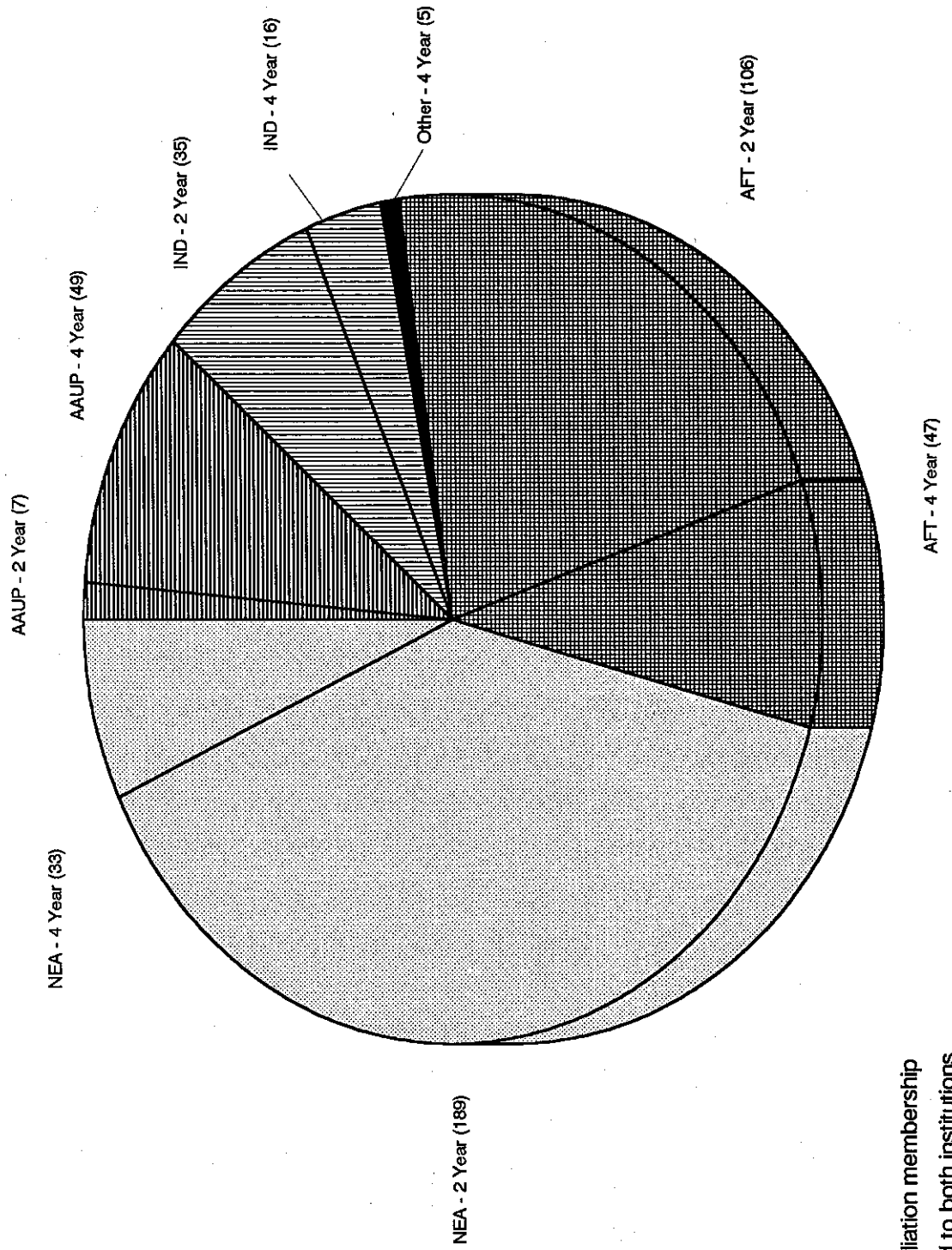
This Directory includes full-time and part-time faculty, administrators, chairpersons, and other professional staff bargaining units. Professional staff is defined, but not limited to, librarians, counselors, computer specialists, registrars and related titles. It should be noted that at some institutions, librarians and counselors have faculty status, while at others, they are considered administrators. Excluded from the Directory are academic support staff (non-professional) health care support staff and graduate and teaching assistants. We acknowledge the existence of some overlap between groups and will make efforts to refine them in future volumes.

TABLE ONE

RECOGNIZED FACULTY BARGAINING AGENTS -- PUBLIC AND PRIVATE
1992

YEAR	AAUP	AFT	AAUP/ AFT/		AAUP/ AFT/		AAUP/ AFT/		AFGE	AFSCME	OTHER	TOTAL
			NEA	IND	NEA	IND	NEA	IND				
4	23	23	22	5	3	0	0	1	2	1	0	82
2	4	101	185	32	1	1	0	1	0	0	0	325
TOTAL	27	124	207	37	4	1	2	0	2	1	0	N=407
4	19	20	9	8	0	0	1	1	0	0	2	60
2	1	3	3	2	0	0	0	0	0	0	0	9
TOTAL	20	23	12	10	0	0	1	1	0	0	2	N=69
4	42	43	31	13	3	0	2	1	2	1	2	142
2	5	104	188	34	1	1	0	1	0	0	0	334
TOTAL	47	147	219	47	4	1	2	1	3	1	2	N=476

Table Two
Recognized Faculty Bargaining Agents
in Two- and Four-Year Institutions, 1992



Dual agent affiliation membership status credited to both institutions

TABLE THREE

FACULTY COLLECTIVE BARGAINING AGREEMENTS
1992

YEAR	AAUP	AFT	NEA	IND	AAUP / AFT /		AAUP / AFT /		AAUP / NEA /		AFGE	AFSCME	OTHER	TOTAL
					AFT	NEA	IND	NEA	IND	IND				
4	20	22	22	3	3	0	2	0	1	0	2	1	0	76
2	4	98	182	32	1	1	0	1	0	0	0	0	0	319
TOTAL	24	120	204	35	4	1	2	0	2	0	2	1	0	N=395
4	19	20	9	6	0	0	0	1	1	0	0	0	1	57
2	1	3	3	2	0	0	0	0	0	0	0	0	0	9
TOTAL	20	23	12	8	0	0	1	1	1	0	0	0	1	N=66
4	39	42	31	9	3	0	2	1	2	0	2	1	1	133
2	5	101	185	34	1	1	0	1	1	0	0	0	0	328
TOTAL	44	143	216	43	4	1	2	1	3	0	2	1	1	N=461

TABLE FOUR

ANALYSIS OF BARGAINING AGENTS & COLLECTIVE BARGAINING AGREEMENTS

YEAR	AAUP	AFT	NEA	IND	AAUP / AFT /		AAUP / AFT /		AAUP / NEA /		AFGE	AFSCME	OTHER	TOTAL
					NEA	IND	NEA	IND	IND	IND				
4	42	43	31	13	3	0	2	1	2	0	2	1	2	142
2	5	104	188	34	1	1	0	0	1	0	0	0	0	334
TOTAL	47	147	219	47	4	1	2	1	3	0	2	1	2	N=476
4	39	42	31	9	3	0	2	1	2	0	2	1	1	133
2	5	101	185	34	1	1	0	0	1	0	0	0	0	328
TOTAL	44	143	216	43	4	1	2	1	3	0	2	1	1	N=461
4	3	1	0	4	0	0	0	0	0	0	0	0	1	9
2	0	3	3	0	0	0	0	0	0	0	0	0	0	6
TOTAL	3	4	3	4	0	0	0	0	0	0	0	0	1	N=15

Table Five
Faculty Bargaining Agents and
Collective Bargaining Agreements (CBA's)
Public and Private Institutions, 1974-1991

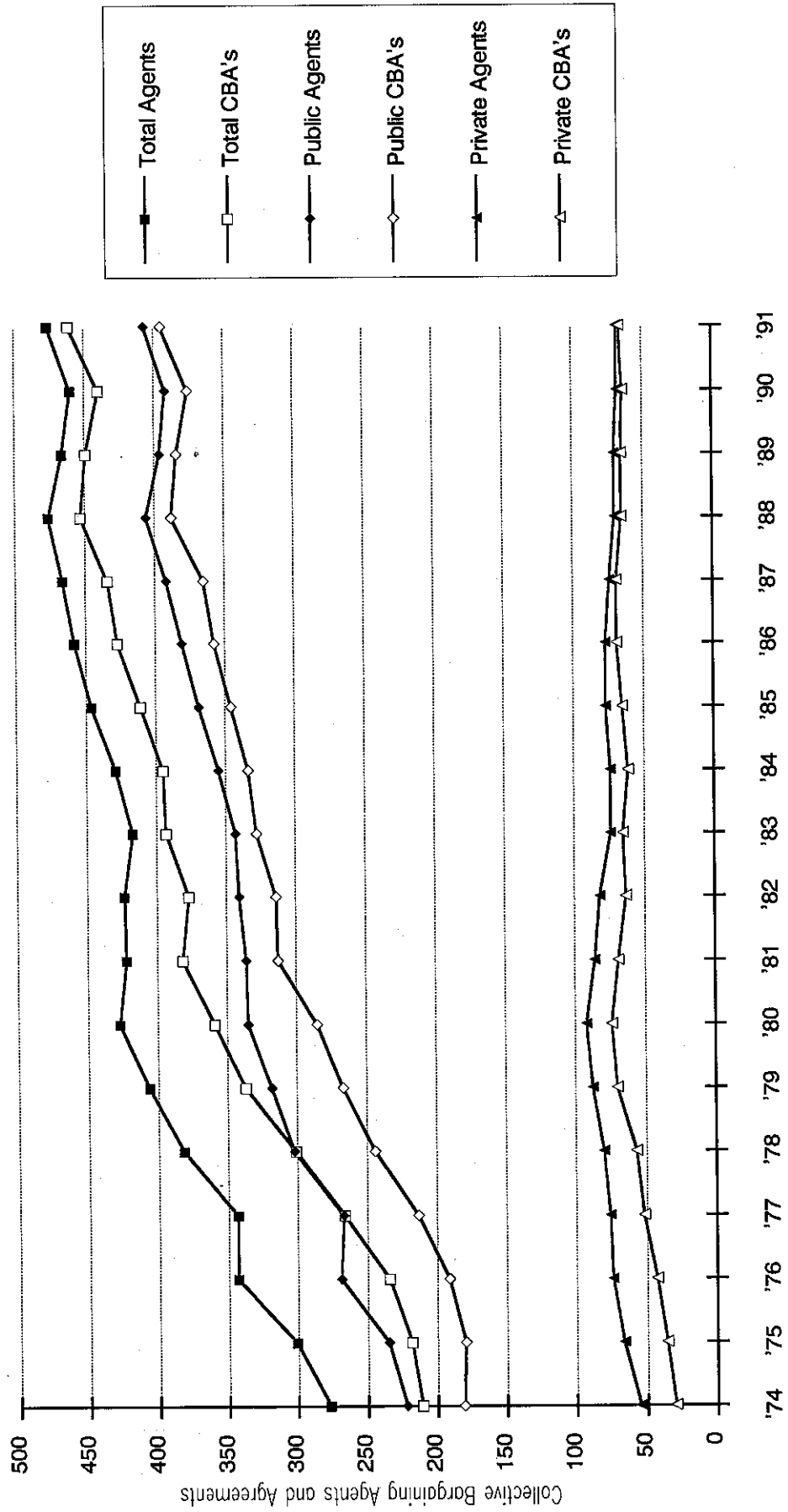


Table Six

Faculty Bargaining Agents and Collective Bargaining Agreements
In Two- and Four-Year Institutions, 1974-1991

	4-Year CBAs	4-Year Agents	2-Year CBAs	2-Year Agents	Total CBAs	Total Agents
1974	66	97	145	180	211	277
1975	68	111	150	190	218	301
1976	76	125	158	218	234	343
1977	90	119	176	224	266	343
1978	93	131	208	251	301	382
1979	118	145	219	261	337	406
1980	123	151	236	276	359	427
1981	114	138	268	284	382	422
1982	109	137	268	286	377	423
1983	118	134	275	283	393	417
1984	117	138	278	291	395	429
1985	125	143	286	303	411	446
1986	135	151	292	307	427	458
1987	139	151	295	315	434	466
1988	140	154	313	322	453	476
1989	134	146	315	320	449	466
1990	129	143	311	317	440	460
1991	133	142	328	334	461	476

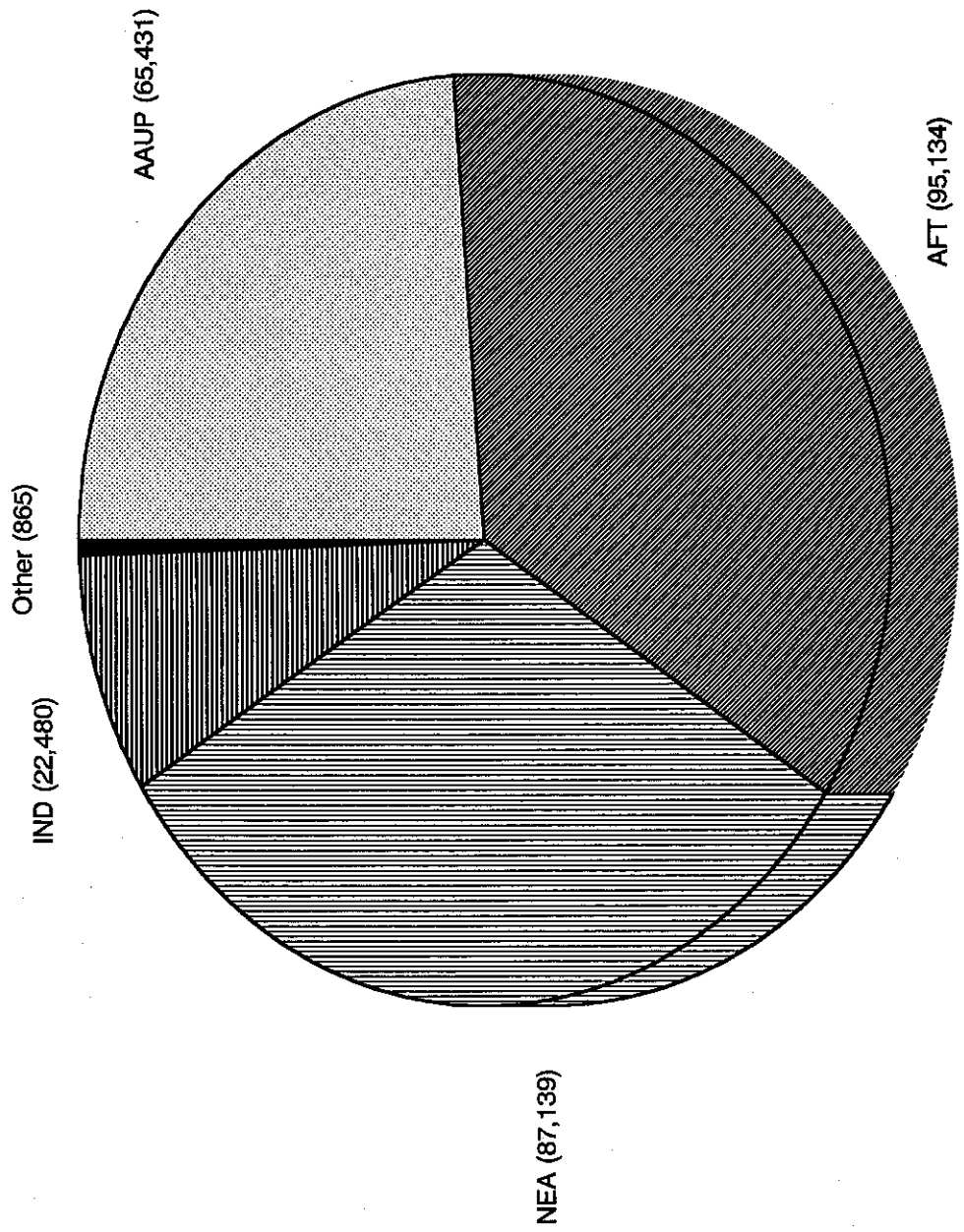
TABLE SEVEN¹

FACULTY REPRESENTED BY CERTIFIED BARGAINING AGENTS
IN PUBLIC AND PRIVATE, TWO- AND FOUR-YEAR INSTITUTIONS
1992

YEAR	AAUP	AFT	NEA	IND	AAUP /		AFT /		AAUP /		AFGE	AFSCME	OTHER	TOTAL
					AFT	NEA	IND	NEA	IND	IND				
4	19,040	36,446	19,882	3,797	17,479	0	21,151	0	389	0	126	314	0	118,624
2	1,033	37,762	44,965	14,797	120	223	0	0	1,850	0	0	0	0	100,750
TOTAL	20,073	74,208	64,847	18,594	17,599	223	21,151	0	2,239	0	126	314	0	219,374
<hr/>														
4	3,269	2,948	832	484	0	0	0	61	920	0	0	0	425	8,939
2	180	95	86	182	0	0	0	0	0	0	0	0	0	543
TOTAL	3,449	3,043	918	666	0	0	0	61	920	0	0	0	425	9,482
<hr/>														
4	22,309	39,394	20,714	4,281	17,479	0	21,151	61	1,309	0	126	314	425	127,563
2	1,213	37,857	45,051	14,979	120	223	0	0	1,850	0	0	0	0	101,293
TOTAL	23,522	77,251	65,765	19,260	17,599	223	21,151	61	3,159	0	126	314	425	228,856

¹Represents both full-time and part-time faculty members included in certified bargaining units. No distinction is made with respect to union membership.

Table Eight
Faculty Represented by Certified Bargaining Agents, 1992



Dual agent affiliation membership
status credited to both organizations

TABLE NINE

CAMPUSES REPRESENTED BY RECOGNIZED FACULTY
BARGAINING AGENTS - PUBLIC AND PRIVATE
1992

YEAR	AAUP	AFT	NEA	IND	AAUP/AFT/		AAUP/		AAUP/		AFGE	AFSCME	OTHER	TOTAL	
					AFT	NEA	NEA	IND	IND	IND					
PUBLIC	4	52	99	54	11	20	0	30	0	1	0	2	4	0	273
INSTITUTIONS	2	8	177	310	54	3	1	0	0	12	0	0	0	0	565
TOTAL	60	276	364	65	23	1	30	0	13	0	2	4	0	0	N=838
PRIVATE	4	21	22	10	8	0	0	0	1	2	0	0	0	7	71
INSTITUTIONS	2	4	4	3	2	0	0	0	0	0	0	0	0	0	13
TOTAL	25	26	26	13	10	0	0	0	1	2	0	0	0	7	84
4	73	121	64	19	20	0	30	1	3	0	2	4	7	344	
2	12	181	313	56	3	1	0	0	12	0	0	0	0	578	
TOTAL	85	302	377	75	23	1	30	1	15	0	2	4	7	N=922	

Table Ten
 Geographic Distribution of Faculty Bargaining Agents, 1992

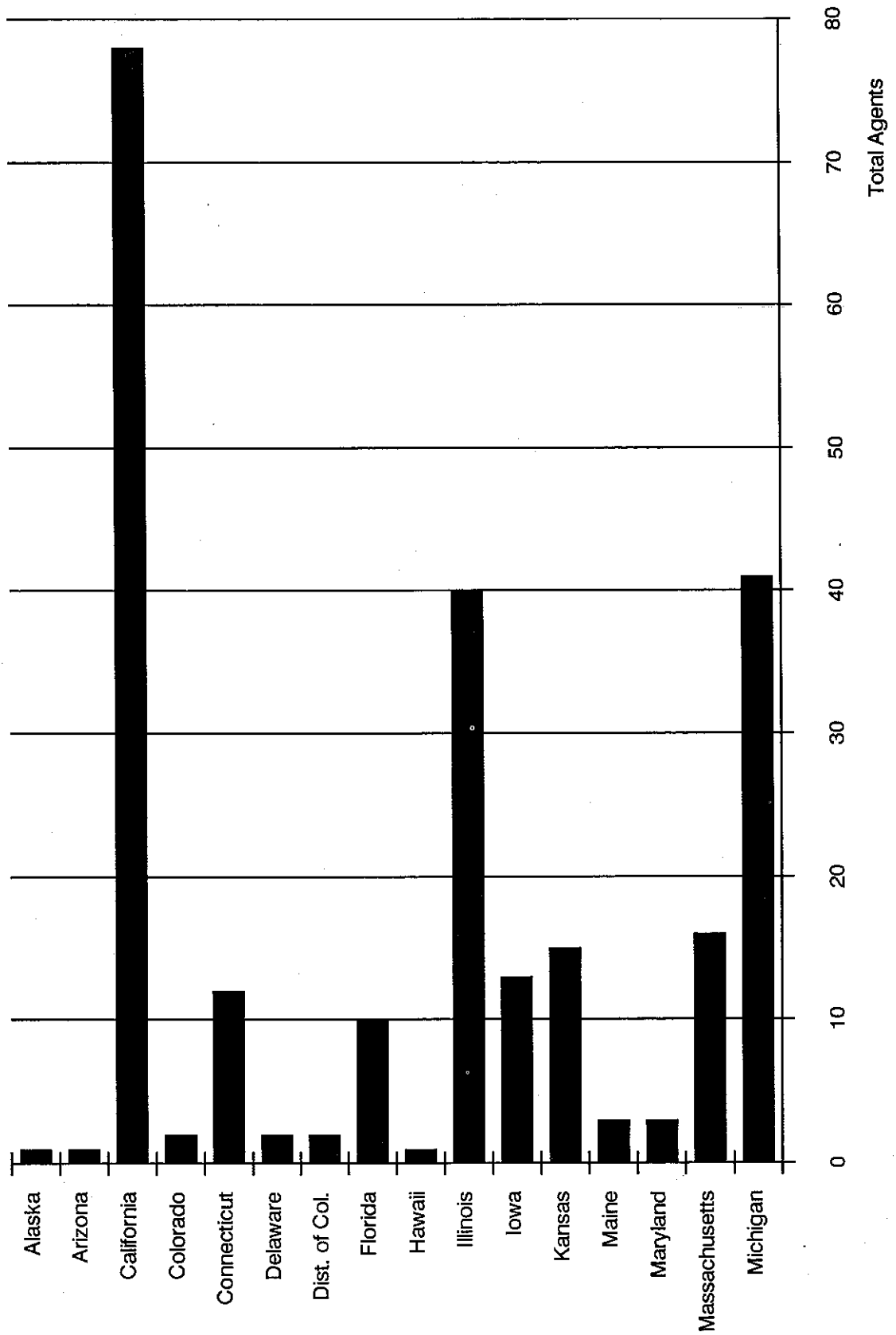


Table Ten (continued)

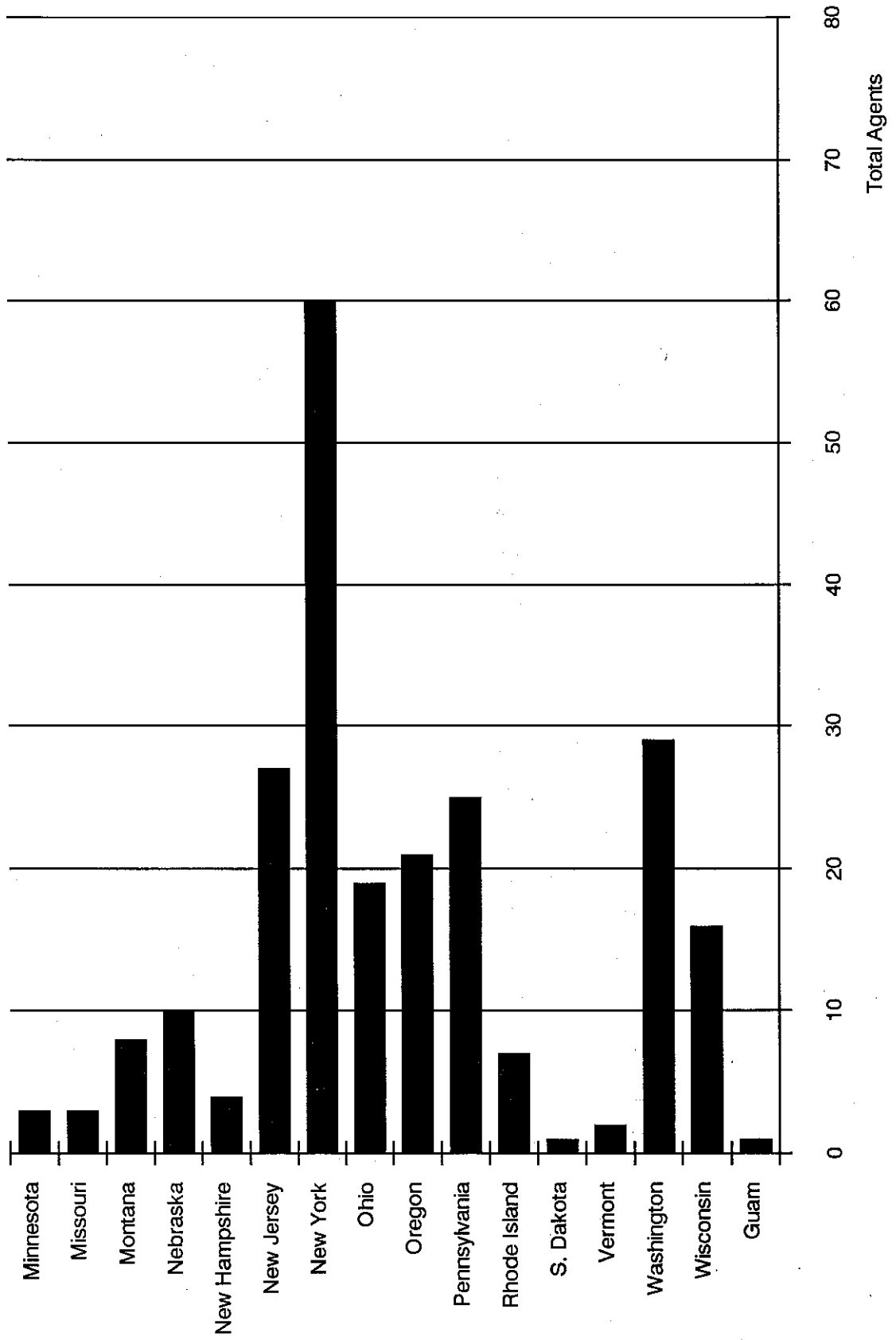


TABLE ELEVEN

GEOGRAPHIC DISTRIBUTION OF BARGAINING AGENTS AND COLLECTIVE BARGAINING AGREEMENTS (CBA) IN TWO- AND FOUR-YEAR INSTITUTIONS 1992

State	4-Year Agents/CBA		2-Year Agents/CBA		Total Agents/CBA	
Alaska	0	0	1	1	1	1
Arizona	0	0	1	1	1	1
California	9	8	69	67	78	75
Colorado	1	1	1	0	2	1
Connecticut	9	9	3	3	12	12
Delaware	2	2	0	0	2	2
District of Columbia	2	2	0	0	2	2
Florida	2	2	8	8	10	10
Hawaii	1	1	0	0	1	1
Illinois	2	2	38	38	40	40
Iowa	1	1	12	12	13	13
Kansas	1	1	14	14	15	15
Maine	2	2	1	1	3	3
Maryland	1	0	2	2	3	2
Massachusetts	11	11	5	5	16	16
Michigan	16	15	25	25	41	40
Minnesota	2	2	1	1	3	3
Missouri	1	2	2	1	3	2
Montana	4	4	4	4	8	8
Nebraska	4	3	6	6	10	9
New Hampshire	4	3	0	0	4	3
New Jersey	9	9	18	18	27	27
New York	26	24	34	34	60	58
Ohio	8	8	11	11	19	19
Oregon	5	5	16	16	21	21
Pennsylvania	9	8	16	15	25	23
Rhode Island	6	6	1	1	7	7
South Dakota	1	1	0	0	1	1
Vermont	2	1	0	0	2	1
Washington	0	0	29	28	29	28
Wisconsin	1	1	15	15	16	16
Guam	1	1	0	0	1	1
TOTAL	142	133	334	328	476	461

TABLE TWELVE

SUMMARY OF DECERTIFICATIONS¹

Year	Institution	State	2/4	Unit Size	Agent	Year Agent Elected
1976	*New England College	NH	4		AFT	
1977	*Jamestown College	ND	4		NEA	
1980	Delaware Technical & CC	DE	2	230	NEA	1974
1980(Y) ²	*Catholic Univ. of America Law School	DC	Grad.	22	Ind.	1977
1980(Y)	*Yeshiva University	NY	4	200	Ind.	1976
1981(W)	*Goddard College	VT	4	10	AFT	1975
1981(Y)(W) ³	*Mount Vernon College	DC	4	25	AAUP	1977
1981(Y)	*Salem College	WV	4	64	NEA	1979
1981(W)	Southwestern Mich. Coll.	MI	2	35	NEA	1969
1981(Y)	*Univ. of Albuquerque	NM	4		AFT	1982
1982(Y)(W)	*Ashland College	OH	4	82	AAUP	1972
1982(Y)(W)	*Curry College	MA	4	95	AAUP	1979
1982(Y)(W)	*Daemen College	NY	4	80	AAUP	1979
1982(Y)(W)	*Drury College	MO	4	60	AAUP	1979
1982(Y)	*College of Osteopathic Medicine & Surgery	IA	4	65	AFT	1975
1982(Y)	*Ithaca College	NY	4		AFT	1978
1982(Y)	*Stevens Institute of Tech.	NJ	4	109	AAUP	1976
1982(Y)	*Thiel College	PA	4	63	AAUP	
1982(Y)	*Wagner College	NY	4	105	AFT	1979
1983(Y)	*Ohio Northern University	OH	4	145	NEA	1979
1983(Y)	*Seton Hall University	NJ	4	350	AFT	1982
1983(Y)	*Stephens College	MO	4	120	AFT	1979
1983(Y)	*University of New Haven	CT	4	130	AFT	1979
1984(Y)	*Boston University	MA	4	860	AAUP	1975
1984(Y)	*Polytechnic Institute of NY	NY	4	220	AAUP	1971
1985(Y)	*Lewis University	IL	4	97	Ind.	1975
1985(W)	*Cottey College	MO	2	30	AFT	1976
1987	*U. of Dubuque Seminary	IA	2	13	NEA	1973
1987(Y)	*Curry College	MA	4	89	AAUP	1979
1987(Y)	*Fairleigh Dickinson Univ.	NJ	2/4	495	AAUP	1974
1987(W)	Rutgers Univ.(Part-time)	NJ	4	80	Ind.	1978
1987	Lansing C.C.(Admin.Assn)	MI	2	60	Ind.	1977
1988(Y)	*Univ. of Dubuque	IA	4	60	NEA	1973
1989	Florida Memorial College	FL	4	40	UFF/NEA	1976
1989(Y)(W)	*Marymount University	VA	4	51	AAUP	1989

¹ For purposes of this listing, decertifications are defined as those instances in which a bargaining agent election is lost by the certified agent to "No-Agent" or when the NLRB or appropriate state agency determines that the certified agent is no longer "representative". Those instances in which the certified agent was challenged by a competing organization and subsequently lost its certificate are not considered technical decertifications and are listed under "Change in Agent Status".

² Y - Results of Yeshiva litigation.

³ W - Union voluntarily withdrew its certification.

TABLE THIRTEEN

ROSTER OF INSTITUTIONS AFFECTED BY THE YESHIVA DECISION

Institution	State	Unit Size	Agent/Status	Year Agent Elected
Adrian College	MI	56	NEA-NM ¹	'75
American International College	MA	--	AAUP-M ¹	--
American Univ. Eng. Lang. Institute	DC	37	ELIFA-NM	'82
Ashland College	OH	82	AAUP-D,W ¹	'72
Boston University	MA	860	AAUP-D,M	'75
Bradford College	MA	29	IBT-NM,NA ¹	'82
Catholic U. of America Law School	DC	22	IND-D,M	'77
College of Osteopathic Medicine	IA	65	AFT-D,M	'76
College of Saint Rose	NY	--	NEA-M	--
College of Saint Theresa	MN	--	IND-W	--
Cooper Union	NY	55	AFT-NM	'74
Curry College	MA	95	AAUP-D,W	'79
Daemen College	NY	80	AAUP-D,W	'79
Dean Academy and Jr. College	MA	--	AFT-M	--
Drury College	MO	60	AAUP-D,W	'79
Duquesne Univ. Law School	PA	26	IND-M	--
Fairleigh Dickinson Univ.	NJ	495	AAUP-D,M	'74
Florida Memorial College	FL	40	UFF/NEA-NM	'79
Ithaca College	NY	--	NYSUT/AFT-D,M	'78
Kendall School of Design	MI	50	NEA-NM	'74
Lewis & Clark College	OR	75	AAUP-NM,AP ¹	'79
Lewis University	IL	97	IND-D,M	'75
Livingstone College	NC	77	AFT-M	--
Long Island Univ.-Brooklyn	NY	250	AFT-W	'76
Long Island Univ.-C.W. Post	NY	350	AFT-W	'76
Long Island Univ.-Coll. of Pharmacy	NY	25	AAUP-W	'78
Long Island Univ.-Southampton	NY	72	AFT-W	'76
Loretto Heights College	CO	100	NEA-NM-Closed '88	'72
Marymount University	VA	51	NEA-NM,AAUP-W '89	'75
Milton College	WI	35	AFT-Closed '82	'79
Montefiore Hosp./Med. Ctr.	NY	--	NYSFPD-NA,W	--
Mount Allison University	CAN	122	CAUT-NM	'82
Mount Vernon College	DC	25	AAUP-DW	'77
Nasson College	ME	30	AFT-Closed '82	'77
New York Medical College	NY	--	AFT-NM,NA	--
Ohio Northern University	OH	145	NEA-D,M	'79
Parsons School of Design	NY	--	AFT-NM,NA	--
Polytechnic Inst. of NY	NY	220	AAUP-D,M	'71

Institution	State	Unit Size	Agent/Status	Year Agent Elected
ROSTER OF INSTITUTIONS (Cont'd.)				
Pratt Institute	NY	470	AFT-NM	'71
Puerto Rico Jr. College	PR	--	IND-NM	'75
Rio Grande College	OH	76	IND-W	'76
Saint Joseph College	ME	27	NEA-NM,AP	--
Salem College	WV	64	NEA,D,M	'79
Seattle University	WA	--	AAUP-W	--
Seton Hall University	NJ	350	AFT-D,M	'82
Simon's Rock of Bard College	MA	27	AAUP-W	'80
Southern Oregon State College	OR	193	IND-NM	'73
Stephens College	MO	120	AFT-D,M	'79
Stephens Inst./Acad. of Art Coll.	CA	--	IND-NM	'76
Stevens Inst. of Technology	NJ	109	AAUP-D,M	'76
St. Thomas University	FL	43	UFF/NEA-NM,NA	'90
Thiel College	PA	63	AAUP-D,M	--
University of Alaska	AK	--	NEA ²	'82
Univ. of Albuquerque	NM	92	AFT-D,M	--
Univ. Central De Bayamon	PR	--	UPU-NM	--
Univ. of Dubuque	IA	46	NEA-D,M	'73
Univ. of New Haven	CT	130	AFT-D,M	'76
Univ. of Pittsburgh	PA	1250	AAUP/AFT-M,AP	--
Villanova University	PA	--	AAUP-W	--
Wagner College	NY	105	AFT-D,M	'79
Wichita State Univ.	KS	--	KEA ³	--
Wilberforce University	OH	49	AAUP-NM	'79
Wordsworth Academy	PA	--	AFT-NM	--
Yeshiva University	NY	200	IND-D,M	'76

- =====
- AP = Appeal Pending
D = Decertified
M = Managerial
NA = "No-Agent" Elected
NM = Nonmanagerial
W = Agent Withdrew, Voluntary Resolution

2. Public sector claim. ALRA held Yeshiva not applicable to the University of Alaska and further "...that if the faculty were to be considered managers... they would be entitled to a manager's unit or similarly designated unit." See Case no. UA-80-2 (1981).

3. Public sector claim. Kansas PERB held Yeshiva not applicable and found faculty at Wichita State University nonmanagerial. PERB ordered the designation of an appropriate bargaining unit as recommended by the hearing officer. See Case no. 75-UD-01-1980 (Kansas PERB (1981)).

TABLE FOURTEEN
COLLEGE CLOSINGS¹

Institution	State	Agent	Unit Size	2/4 Year	Closing Date
*Antioch School of Law ²	DC	AFT	16	3	1988
*Central YMCA C. C.	IL	AFT	80	2	1983
*Colorado Women's College	CO	AAUP	42	4	1982
*Detroit Inst. of Tech.	MI	NEA	34	4	1981
*Loretto Heights Coll.	CO	NEA	80	4	1988
*Milton College	WI	AFT	35	4	1982
*Nasson College	ME	AFT	30	4	1983
*Nat'l College of Bus. ³	SD	NEA	40	4	1990
*Shaw College at Detroit ⁴	MI	NEA	37	4	1983
Springfield Campus - Univ. of South Dakota	SD	NEA	--	4	1984

¹ Institution previously cited in the Directory as have negotiated collective bargaining agreements.

² Antioch School of Law was subsumed by University of the District of Columbia Law School.

³ Institution sold, currently known as National College. Collective bargaining agreement no longer in effect.

⁴ U.S. Bankruptcy Court judge orders permanent closing of institution. (March 1984)

TABLE FIFTEEN

STATUS OF PUBLIC SECTOR COLLECTIVE BARGAINING LEGISLATION¹

STATE	Date of Legislation or Amendment
Alabama	1973 (meet and confer)
Alaska	1972
Arizona	Governing Boards ²
California	1975 (2 yr.); 1978 (4yr.)
Connecticut	1975
Delaware	1970
District of Columbia	1978 ³
Florida	1974
Hawaii	1970 (amend. 1975)
Illinois	1983
Indiana	1990 (Executive Order)
Iowa	1974
Kansas	1970 (2 yr.) (amend. 1974)
Maine	1974 (2 yr. voc. tech.) (amend. 1975); 1975 (all other)
Maryland	Governing Boards
Massachusetts	1974
Michigan	1973 (amend. 1976)
Minnesota	1971 (amend. 1976, 1980)
Missouri	1967
Montana	1973 (amend. 1975)
Nebraska	1972
Nevada	Governing Boards
New Hampshire	1975
New Jersey	1974 (amend.)
New Mexico	1973 (Executive Order)
New York	1967
Ohio	1983
Oregon	1963 (2 yr.) (amend. 1975)
Pennsylvania	1970
Rhode Island	1958 (amend. 1973)
South Dakota	1969 (amend. 1974)
Vermont	1972 (amend. 1975)
Washington	1973 (2 yr.); 1987 (2 yr.) ⁴
Wisconsin	1966 (2 yr.) (amend. 1974); 1985 (T.A.'s)

¹Public Institutions only. In the absence of enabling legislation, the parties are free to voluntarily negotiate a collective bargaining agreement; however, they do so without the protection of a statute. Authority to engage in collective bargaining in private institutions has existed since 1970 under the National Labor Relations Act, P.L. 198, 74th Congress, (1935).

²No state enabling legislation. Governing Boards enacted policy enabling faculty collective bargaining.

³Prior to 1978, Governing Boards policy permitted collective bargaining.

⁴The 1973 legislation was a "meet and confer" ruling. The 1987 bill authorizes collective bargaining.

TABLE SIXTEEN

BARGAINING AGENTS CITED IN THIS DIRECTORY

AAUP	American Association of University Professors
ACA	Association of College Administrators
ACCF	Associated Community College Faculties
ACE	Association of Certified Educators
ACPU	Association Canadian des Professeur's d'Universite
AEA	Arizona Education Association
AFA	Adjunct Faculty Association
AFGE	American Federation of Government Employees
AFSCME	American Federation of State, County and Municipal Employees
AFT	American Federation of Teachers
APA	Association of Professional Administrators
APSCUF	Association of Pennsylvania State College and University Faculties
CAUT	Canadian Association of University Teachers
CCCC	Congress of Connecticut Community Colleges
CCCEA	Central Community College Education Association
CCCTU	Cook County College Teachers Union
CEQ	Centrale de l'Enseignement du Quebec
CFA	California Faculty Association
CFT	California Federation of Teachers
CNA	California Nurses Association
CSEA	California State Employees Association
CSN	Confederation des Syndicats Nationaux
CTA	California Teachers Association
CWA	Communication Workers of America
ECCFF	Edison Community College Faculty Federation
ELIFA	English Language Institute Faculty Association
FAC	Florida Academic Congress
FAPUQ	Federations des Associations de Professeurs des Universities du Quebec
FSCAPE	Fort Scott College Association of Professional Employees
FTP	Florida Teaching Profession
FUSA	Faculty United Service Association
GFT	Guam Federation of Teachers
IBT	International Brotherhood of Teamsters
IEA	Illinois Education Association
IFO	Inter-Faculty Organization
IFT	Illinois Federation of Teachers
IND	Independent
KEA	Kansas Education Association
LCCFAHE	Lower Columbia College Faculty Association of Higher Education
MCCC	Massachusetts Community College Council
MCCFA	Minnesota Community College Faculty Association
MEA	Michigan Education Association
MEA	Minnesota Education Association
MFT	Michigan Federation of Teachers
MGEA	Manitoba Government Employees Association

MSP	Massachusetts Society of Professors
MTA	Maine Teachers Association
MTA	Massachusetts Teachers Association
NCCFT	Nassau Community College Federation of Teachers
NEA	National Education Association
NJEA	New Jersey Education Association
NSEA	Nebraska State Education Association
NYEA	New York Educator's Association
NYS Fed. Phy. Dent.	New York State Federation of Physicians and Dentists
NYSUT	New York State United Teachers
OEA	Ohio Education Association
OEA	Oregon Education Association
OFT	Oregon Federation of Teachers
OPAP	Organization of Professional Administration Personnel
OPEIU	Office of Professional Employees Internation Union
OPSEU	Ontario Public Service Employees Union
PAE	Parkland Association of Educators
PaFT	Pennsylvania Federation of Teachers
PCCEA	Pima Community College Education Association
PCFA	Post College Faculty Association
PSC	Professional Staff Congress
PSEA	Pennsylvania State Education Association
SCEA	State Colleges Education Association (Nebraska)
SCFA	Santa Cruz Faculty Association
SEIU	Service Employees' International Union
SFAIFU	San Francisco Art Institute Faculty Union
SPSE	Society of Professional Scientists and Engineers
SRFBC	Simon's Rock Faculty Bargaining Council
TAA	Teaching Assistants Association
TAUP	Temple Association of University Professors
UAPD	Union of American Physicians and Dentists
UCCFE	United Community College Faculty of Florida
UEA	University Education Association
UFF	United Faculty of Florida
UFL	University Federation of Librarians
UHPA	United Hawaii Professional Assembly
UPC	United Professors of California
UPI	University Professionals of Illinois
UPU	Union De Profesores Universitarios
UUP	United University Professions
WEA	Washington Education Association
WEA	Wisconsin Education Association
WFT	Wisconsin Federation of Teachers
YCFA	Yuba College Faculty Association
1199	National Union of Hospital and Health Care Employees, AFL-CIO

"NO-AGENT" VOTES

1971-1991

"NO-AGENT" VOTES
1971 - 1991

State	Institution	Agent Defeated	Year	2/4	
ALASKA	University of Alaska	NEA	1982	4	
CALIFORNIA	*California Institute of Arts	AFT	1975-	4	
	Coachella Valley Comm. College	CTA/NEA	1978, 1979	2	
	College of the Desert**			2	
	Imperial Valley College**	CTA/NEA	1980	2	
	Mendocino College	Ind.	1988	2	
	No. Orange Co. Comm. College**	CTA/NEA	1978	2	
	Pasadena City College**	CTA/NEA	1977	2	
	Univ. of Calif.-Berkeley	AAUP	1980	4	
	-Professional Scientist & Engineers of the Lawrence Livermore National Labs.				
	-Researchers -UCLA				
COLORADO	*Univ. of San Francisco College of Professional Studies	SPSE/CSEA	1983	4	
		AFT	1986	4	
		Ind.	1981	4	
		AFT	1983	4	
CONNECTICUT	Univ. of Colorado** -Boulder	AAUP/AFT	1975-1980	4	
	Connecticut Technical College (Part-time Faculty)	AFT	1988	2	
DISTRICT OF COLUMBIA	*Wesleyan University	AAUP	1979	4	
	*Catholic Univ. of America Law School	Ind.	1979	4	

State	Institution	Agent Defeated	Year	2/4	
"NO-AGENT" VOTES (Cont'd).					
FLORIDA	Central Florida Comm. Coll.	NEA	1977	2	
		UFF/NEA	1988	2	
	Florida Junior College	AFT	1975	2	
	Florida Keys Comm. Coll.	Ind.	1989	2	
	*Jacksonville University	AAUP	1975-	4	
	Miami Dade Junior Coll.	AFT	1975	2	
		AFT	1984	2	
		NEA	1975	2	
	Okaloosa-Walton Junior Coll.				
	Pensacola Junior College (Full- & Part-time)	UFF/AFT	1979	2	
	Polk Community College	UFF/NEA	1989	2	
	Santa Fe Comm. College	NEA	1976	2	
	St. Petersburg Junior Coll.	NEA	1977	2	
	St. Thomas Univ.	NEA	1990	2	
	Univ. of Florida-Gainesville**		1980	4	
	Univ. of Florida Institute of Food & Agric. Science				
	*Univ. of Miami-Coral Gables	Ind.	1976	4	
		AAUP	1974	4	
	ILLINOIS	*College of St. Francis	AFT	1975-	4
		Illinois State Univ.	AAUP, AFT, NEA	1986, 1990	4
		Northern Ill. University	AAUP, UPI	1986	4
Southern Ill. Univ.-Carbondale		NEA, AFT/AAUP	1988	4	
Southern Ill. Univ.-Carbondale (Admin. Professional Staff)		NEA, AFT	1988	4	
Southern Ill. Univ.-Edwardsville		NEA, AFT/AAUP	1988, 1991	4	
Southern Ill. Univ.-Edwardsville (Dental School)		NEA, AFT/AAUP	1988	4	
Wm. Rainey Harper College**		NEA, AFT	1976	2	
*Butler University		NEA	1977	4	
*University of Evansville		NEA	1979	4	

State	Institution	Agent Defeated	Year	2/4
"NO-AGENT" VOTES (Cont.d)				
KANSAS	University of Kansas	NEA, AAUP	1987	4
MAINE	Maine Maritime Academy	AFT	1985	4
	*Ricker College	AFT	1975-	4
MASSACHUSETTS	*Anna Maria College	AAUP	1978	4
	*Bradford College	IBT	1982	2
	*Curry College**	AFT	1975	4
	*Dean Junior College	AFT	1975-	2
	Holyoke Community College**	NEA	1971	2
	(subsequently affiliated with NEA under statewide system)			
	*Lasell Junior College	AFT	1976	2
	Mass. Maritime Academy	AFT, NEA	1975	4
	*Merrimack College	NEA	1976	4
	*New England Conservatory of Music	AAUP	1975	4
	*Northeastern University	AAUP, NEA	1975	4
	Quinsigamond Comm. College**	AFT	1975-	2
	Springfield Tech. Community College**	AFT	1975-	2
MICHIGAN	*Albion College	AAUP, NEA	1975-	4
	American Inst. of Technology	AAUP	1980	4
	Grand Valley State Colleges	NEA	1974	4
		NEA	1977	4
		NEA	1980	4
		NEA	1982	4
		NEA	1988	4
	*Lawrence Inst. of Technology	AAUP	1975-	4
	Michigan State University	AAUP, NEA	1972	4
		AAUP, NEA	1978	4
		AAUP, NEA	1982	4

State	Institution	Agent Defeated	Year	2/4
"NO-AGENT" VOTES (Cont'd)				
MICHIGAN (Cont'd)	Northern Michigan Univ.**	NEA	1975	4
	*University of Detroit**	AAUP	1975-	4
		NEA	1975-	4
MINNESOTA	*Hamline University	AAUP	1975	4
	*Saint Theresa's College	AAUP	1980	4
	University of Minnesota			
	-Faculty**	AAUP	1978	4
	-Law School (Duluth & Twin			
	Cities Campus)		1980	4
	-Health Science (Duluth &			
	Twin Cities Campus)		1980	4
	-Crookston Campus-Faculty		1980	4
	-Minneapolis-St. Paul	NEA, AAUP	1981	4
	-Teaching Assistants	AFT	1975	4
MISSOURI	*Cottey College	AFT	1985	4
	*Stephens College**	AFT, AAUP	1978	4
MONTANA	Montana State University	AAUP	1978	4
	University of Montana**	AFT	1989	4
		AAUP, AFT	1975	4
NEBRASKA	Univ. of Nebraska College			
	of Dentistry	Ind.	1975	4
	Univ. of Nebraska-Lincoln	AAUP	1976	4
NEW HAMPSHIRE	*Nathaniel Hawthorne College	AFT	1975	4
	Univ. System of New Hampshire			
	-Durham Campus	AAUP, NEA	1977	4
	-Plymouth Campus	AAUP, NEA	1977	4

State	Institution	Agent Defeated	Year	2/4
"NO-AGENT" VOTES (Cont'd.)				
NEW JERSEY	*Centenary Coll. for Women	AAUP	1977	4
	Somerset Co. Coll.-Adjunct Unit	AFT	1982	2
NEW YORK	Corning Comm. College	AFT	1976	2
	*Fordham University	AAUP	1975-	4
		AAUP	1975-	4
	*Ithaca College**	AAUP, AFT	1975-	4
	*Manhattan College	AAUP	1971	4
	*Montefiore Medical Center	NYS Fed Phy/Dent	1982	4
	*New York Medical College	NYS Fed Phy/Dent	1982	4
	*New York University	AAUP, AFT	1975-	4
		AFT	1975-	4
	*Pace University	AFT	1975	4
		AAUP	1978	4
	*Parson's School of Design	AFT	1987	4
	*Paul Smith College	AFT	1985	2
	*Rensselaer Polytechnic Inst.	AAUP	1975	4
	*Rosary Hill College	NEA	1975-	4
	*Saint Joseph's College	AFT	1976	4
	*Syracuse University	AAUP	1975-	4
	*Villa Maria College	AFT	1975-	2
NORTH CAROLINA	*Barber-Scotia College	NEA	1979	4
OHIO	*Antioch College	AAUP, AFT	1975-	4
	*Baldwin-Wallace College	AAUP	1975-	4
	Bowling Green St. Univ.	Ind.	1979	4
	Miami University	Ind./AAUP	1989	4
	*Oberlin College	Ind.	1974	4
	Ohio University	AAUP, NEA	1976	4
	University of Toledo	AAUP, AFT	1975-	4

State	Institution	Agent Defeated	Year	2/4	
"NO-AGENT" VOTES (Cont.d)					
OREGON	Eastern Oregon St. Coll.	AAUP, AFT	1975	4	
	Oregon Coll. of Education	Ind.	1975-	4	
	Oregon Inst. of Technology	AAUP, AFT	1975	4	
	Oregon State University	NEA, AAUP	1977	4	
	Treasure Valley Comm. Coll.**	NEA	1983	4	
	Umpqua Community College	NEA	1977	2	
	University of Oregon	NEA	1975-	2	
		AAUP, AFT	1983	2	
			1977	4	
		NEA, Ind.	1976	2	
		AFT, NEA	1975-	4	
		AAUP, NEA	1977	4	
PENNSYLVANIA	*Philadelphia Coll. of Art	AFT	1975-	4	
	*Point Park College	AAUP	1974	4	
	*Seton Hill College	NEA	1975-	4	
	Univ. of Pittsburgh**	AFT, AAUP/AFT	1975-	4	
	Univ. of Pittsburgh Health Professional Schools		1977, 1991	4	
	Univ. of Pittsburgh Law School	AAUP, NEA	1975	4	
	Univ. of Pittsburgh- Provost Unit	Ind.	1975	4	
	*Villanova University	AAUP, AFT, NEA	1976	4	
	*Waynesburg College	AAUP	1975-	4	
	*Wilson College	NEA	1976	4	
		PSEA/NEA	1977	4	
	RHODE ISLAND	*Rhode Island School of Design**	AFT	1975-	4
	TENNESSEE	*Tusculum College	AFT	1972	4

State	Institution	Agent Defeated	Year	2/4
"NO-AGENT" VOTES (Cont'd)				
VERMONT	Comm. College of Vermont	AFT	1985	2
	University of Vermont	AFT, AAUP, NEA	1976	4
VIRGINIA	*Randolph-Macon College	AAUP	1973	4
WASHINGTON	*Seattle University	AAUP	1975-	4
WISCONSIN	*Northland College**	AFT	1972	4

For purposes of this Directory, "No-Agent" Votes are defined as elections in which faculty chose not to be represented by a certified collective bargaining agent.

*Denotes private institution.

**Institutions in which faculty initially voted "No-Agent" and then subsequently elected to be represented.

1975- Information on "No-Agent" votes conducted prior to 1975 is not readily available, thus for those institutions the year "1975", followed by a dash (-) is used.

**INDEX OF UNITED STATES AND CANADIAN
INSTITUTIONS CITED IN
1992 DIRECTORY**

INDEX

Institution	Page No.
Acadia University-Nova Scotia	92
Adelphi University	46
Adirondack Community College	46
Adrian College	33, 120
Albany State University-SUNY	53
Albion College	131
Alemany Center-San Francisco Comm. Col.	73
Alfred State College-SUNY	52
Algoma University College-Ontario	93
Algonquin Community College-Ontario	93
Allegheny Campus-Comm. Col. of Allegheny County	59
Allied Health Center Campus-Broward Community College	19
Alpena Community College	33
Ambler Campus-Temple University	61
American Institute of Technology	131
American International College	120
American River College-Los Rios Comm. Col. Sys.	8
American University	18, 79
American University English Language Institute	120
Amherst Campus-Univ. of Massachusetts	33, 74
Ankeny Campus-Des Moines Area Comm. Col.	26
Ann Arbor-University of Michigan	87
Anna Maria College	131
Anoka-Ramsey Community College-Minnesota Comm. Col. Sys.	38
Antelope Valley College	3
Antioch College-Ohio	133
Antioch College School of Law-Washington, D.C.	122
Area Vocational Technical & Adult Educ. District I	76
Arapahoe Community College-Colorado Comm. Col. Sys.	15
Arrowhead Community College District-Minnesota Comm. Col. Sys.	38
Ashland Campus-Wisconsin Indianhead VTAE District	70
Ashland College-Ohio	119, 120
Ashtabula Regional Campus-Kent State University	55
Asnuntuck Community College-Connecticut Comm. Col. Sys.	16
Atlanta Community College	42
Auburn Hills Campus-Oakland Comm. Col.	36
Augustana University-Alberta	91
Austin Community College-Minnesota Comm. Col.	38
Baker College of Flint	33
Bakersfield-California State College-CSU	4
Bakersfield College-Kern Comm. Col. District	7
Baldwin-Wallace College	133
Barber-Scotia College	133

INDEX (Cont.)

Institution	Page No.
Bard College	46
Barstow Community College	3
Baruch College-CUNY	46
Bates Technical College	64
Battle Creek Campus-Western Michigan Univ.	37
Bay de Noc Community College	33
Beatrice Campus-Southeast Comm. Col.	41
Beaver Dam Campus-Moraine Park Tech. Inst.	69
Becker College	31
Belleville Area College	21
Belleville Campus-Belleville Area Col.	21
Bellevue Community College	64
Bellingham Technical College	64
Bemidji State University-Minnesota St. Univ. Sys.	39
Benton Harbor Campus-Western Michigan Univ.	37
Bergen Community College	42
Berkeley Campus-University of California	13
Berklee College of Music	31, 80
Berkshire Community College-Massachusetts C. C. Sys.	31, 80
Big Bend Community College	64
Binghamton State University-SUNY	53
Bishop's University-Quebec	96
Black Hawk College	22
Black Hills State University-South Dakota Bd. of Reg. Sys.	63
Blackhawk Tech. College	67
Bloomfield College	43
Bloomsburg University of Pennsylvania	60
Blue Mountain Community College	57
Boone Campus-Des Moines Area Comm. Col.	26
Borough of Manhattan Community College-CUNY	46
Boston Campus-Univ. of Massachusetts	33
Boston Campus-Wentworth Institute of Technology	33
Boston University	119, 120
Bowling Green State University	133
Boyce Campus-Comm. Col. of Allegheny County	59
Bradford College	120, 131
Brainerd Community College-Minn. Community College System	38
Brandon Learning Center-Hillsborough Comm. Col.	20
Brandon University-Manitoba	91
Brevard Community College	19
Bridgewater State College-Massachusetts State Colleges	32, 81
Bristol Campus-Roger Williams College	62
Bristol Community College-Massachusetts C. C. Sys.	31, 80
Brock University-Ontario	93
Brockport State College-SUNY	53
Bronx Community College-CUNY	46
Brookdale Community College	43

INDEX (Cont.)

Institution	Page No.
Brooklyn College-CUNY	46
Brooklyn Health Science Center-SUNY	53
Brooklyn-Pratt Institute	52
Broome Community College	46
Broward Community College	19
Bryant College	62
Bucks County Community College	58
Buffalo State University-SUNY	53
Bunker Hill Community College-Massachusetts C. C. Sys.	31, 80
Burlington County College	43
Butler County Community College-Kansas	28
Butler County Community College-Pennsylvania	59, 103, 134
Butler University	130
Butte College	4
C.C.E. Campus-Univ. of Rhode Island	63
Cabrillo College	4
California Institute of the Arts	129
California State University System	4
California University of Pennsylvania	60
Calmar Campus-Northeast Iowa Community College	27
Cambrian Community College-Ontario	93
Camden Campus-Rutgers State University of N.J.	45, 82, 87
Camden County College	43
Campion College-Univ. of Regina-Saskatchewan	97
Canada College-San Mateo County C. C. District	12
Canadore Community College-Ontario	93
Canton Agricultural & Technical College-SUNY	52
Cape Cod Community College-Massachusetts C. C. Sys.	31, 80
Capital District Educational Campus Center-Hudson County C.C.	75
Carl Sandburg College	22
Carleton University-Ontario	93
Carroll Campus-Des Moines Area Comm. Col.	26
Carthage Extension Center-Carl Sandburg College	22
Cascade Campus-Portland Comm. Col.	57, 83
Castleton State College-Vermont State Colleges	63, 84
Catholic University of America Law School	119, 120, 129
Cattaraugus County Campus-Jamestown Comm. Col.	49
Cayuga County Community College	46
Cedar Rapids Campus-Kirkwood Community College	27
Centenary College for Women	133
Centennial Community College-Ontario	93
Center Campus-Macomb County Comm. Col.	35
Central Campus-Broward Comm. Col.	19
Central Campus-Palm Beach Comm. Col.	20
Central Campus-Seattle Comm. Col. District VI	66
Central Campus-Southern State Comm. Col.	56
Central Community College	40

INDEX (Cont.)

Institution	Page No.
Central Connecticut State College-Conn. State Univ. Sys.	17
Central Florida Community College	130
Central Islip Campus-New York Institute of Technology	56
Central Maine Technical College-Maine Tech. Col. Sys.	29
Central Michigan University	34
Central Ohio Technical College	54, 104
Central Oregon Community College	57
Central State University	54
Central YMCA Community College	122
Centralia College	64, 75
Centre City Skills Center-San Diego C.C. Adult Ed. System	11
Cerro Coso College-Kern Comm. Col. District	7
Chabot College	5
Chabot College-Las Positas Comm. Col. District	5
Chadron State	41
Chaffey Community College	5
Chemeketa Community College	57, 83
Cheyney University of Pennsylvania	60
Chicago State University-Illinois Bd. of Governors	23, 73
Chico-California State University	4
Chinatown Community College Center-San Francisco C. C.	73
Chipola Junior College	19
Chippewa Falls Campus-Chippewa Valley Tech. College	68
Chippewa Valley Technical College	67
Cincinnati Technical College	55
Citrus College	5
City Campus-Erie Comm. Col.	48
City College-CUNY	46
City College of San Francisco-San Francisco Comm. Col.	11
City Colleges of Chicago	22
City University of New York	46
City-Wide College-City Colleges of Chicago	22
Clackamas Community College	57, 83
Clairemont Mesa Center-San Diego C. C. Adult Ed. Sys.	11
Claremont Colleges	5, 72
Claremont McKenna College-Claremont Colleges	72
Claremont University Graduate School-Claremont Colleges	72
Clarinda Campus-Iowa Western Comm. Col.	26
Clarion University of Pennsylvania	60
Clark College	64
Clarkston Center-Walla Walla Comm. Col.	67
Clatsop Community College	57
Clearwater Community College District-Minnesota C. C. Sys.	38
Clermont General & Technical College-Univ. of Cincinnati	56
Clinton Community College-Eastern Iowa C. C. District IX	26
Clinton Community College-New York	47
Cloud County Community College	28

INDEX (Cont.)

Institution	Page No.
Clover Park Technical College	64
Coachella Valley Community College	129
Coast Community College District	5, 79
Coastline Community College-Coast Comm. Col. District	5, 79
Cobleskill Agricultural & Technical College-SUNY	52
Cocoa Campus-Brevard Comm. Col.	19
Coffeyville Community College	28
Colby Community College	28
College of Alameda-Peralta Comm. Col. District	10
College of DuPage	22
College of Environ. Sci. & Forestry at Syracuse-SUNY	52
College of Insurance	47
College of Lake County	22
College of Marin	5
College of Optometry at New York City-SUNY	53
College of Osteopathic Medicine	119, 120
College of Saint Francis	130
College of Saint Rose	120
College of Saint Theresa	120
College of San Mateo-San Mateo County C. C. District	12
College of Staten Island-CUNY	47
College of the Canyons	73
College of the Desert	6, 129
College of the Redwoods	6
College of the Sequoias	6
Colorado Community College System	15
Colorado Women's College	122
Columbia Basin Community College	64
Columbia College-Yosemite Comm. Col. District	15
Columbia Greene Community College	47
Columbus-Region 1-Central Comm. Col.	41
Community Campus-Pima Co. Comm. Col. District	3
Community College Centers-San Francisco Comm. Col.	11
Community College of Allegheny County	59
Community College of Aurora	15
Community College of Beaver County	59
Community College of Denver	15
Community College of Philadelphia	59, 84
Community College of Rhode Island	62
Community College of the Finger Lakes	47
Community College of Vermont	135
Community College Skills Center-San Francisco Comm. Col.	73
Community Colleges of Spokane	65
Compton Community College	6
Concordia University-Quebec	96
Conestoga Community College-Ontario	94
Confederation Community College-Ontario	94
Connecticut Community and Technical College System	16, 73

INDEX (Cont.)

Institution	Page No.
Connecticut State University System	17
Connecticut Technical College	129
Contra Costa College	6
Cooper Union	47, 120
Copper Basin Campus-Prince William Sound C. C.	3
Corapolis Campus-Robert Morris College	61
Cordova Campus-Prince William Sound C. C.	3
Cornell University-ILR	48, 82
Corning Community College	133
Cornish College of the Arts	65
Cortland State College-SUNY	53
Cosumnes River College-Los Rios C. C. Sys.	8
Cottey College	119, 132
Council Bluffs Campus-Iowa Western Comm. Col.	26
County College of Morris	43
Cowley County Community College	28
Crafton Hills Community College-San Bernadino C. C.	10
Creston-Southwestern Comm. Col.	27
Crookston Campus-University of Minnesota	74
Culinary Institute of America	48
Cumberland County College	43
Curry College	119, 120, 131
Cuyahoga Community College District	55
Cuyamaca College-Grossmont/Cuyamaca Comm. Col. District	7
Cypress College-North Orange County Comm. Col.	9
Daemen College	119, 120
Dakota State-South Dakota Bd. of Reg. Sys.	63
Dale Mabry Campus-Hillsborough Comm. Col.	20
Dalhousie University-Nova Scotia	92
Danville Area College	22
Dartmouth Campus-Univ. of Massachusetts	33, 81
Davis Campus-University of California	13
Dawson Community College	40
Dean Junior College	120, 131
DeAnza College-Foothill-DeAnza Comm. Col. District	7
Dearborn Campus-Univeristy of Michigan	87
Dearborn Heights Campus-Henry Ford Comm. Col.	34
Delaware County Comm. Col.	59
Delaware State College	18
Delaware Technical & Community College	119
Delhi Agricultural & Technical College-SUNY	52
Des Moines Area Community College	25
Desert Community College District	6
Detroit College of Business	34
Detroit Institute of Technology	122

INDEX (Cont.)

Institution	Page No.
Diablo Valley College-Contra Costa College	6
District I Technical Institute	76
Dodge City Community College	28, 103
Dominguez Hills-California State University	4
Dowling College	48
Downriver Region-Wayne County Comm. Col.	37
Downtown Campus-Pima Co. Comm. Col. District	3
Downtown Campus-Wayne County Comm. Col.	37
Downtown Community College Center-San Francisco C.C.	73
Drury College	119, 120
Duluth Campus-University of Minnesota	39, 74
Duquesne University Law School	120
Durham Campus-Univ. System of N.H.	132
Durham Community College-Ontario	94
Dutchess Community College	48, 83
Dyke College	55
D'Youville College	48
East Campus-Black Hawk Comm. Col.	22
East Campus-Pima Co. Comm. Col. District	3
East Coast Aero Technical School-Wentworth Inst. of Tech.	33
East Liverpool Regional Campus-Kent State Univ.	55
East Los Angeles College-Los Angeles Comm. Col. Sys.	8
East St. Louis Community College (See State C.C. of E. St. Louis)	73
East San Diego Campus Center-San Diego Comm. Col. Adult Ed. Sys.	11
East Stroudsburg University of Pennsylvania	60
Eastern Campus-Cuyahoga Comm. Col. District	55
Eastern Campus (Riverhead)-Suffolk County Comm. Col.	53
Eastern Campus-Wayne Co. Comm. Col.	37
Eastern Connecticut State College-Conn. State Univ. Sys.	17
Eastern Illinois University-Illinois Bd. of Governors	23, 73
Eastern Iowa Community College District IX	26
Eastern Maine Technical College-Maine Tech. Col. Sys.	29
Eastern Michigan University	34
Eastern Montana College	40
Eastern Oregon State College	134
Ecole Polytechnique-Quebec	96
Edinboro University of Pennsylvania	60
Edison Community College	19
Edison State College	55
Edmonds Community College	65, 76
Educational Cultural Complex Campus Center-San Diego Comm. Col. Adult Ed. Sys.	11
Edward Waters College	103
Eissey Campus-Palm Beach Comm. Col.	20
El Camino Community College	6

INDEX (Cont.)

Institution	Page No.
Elgin Community College	22
Elizabeth-Union County College	45
Elkhorn Valley Campus-Metropolitan Comm. Col.	41
Emerson College	31
Empire State College-SUNY	52
Endicott College	31
Erie Community College	48
Essex County College	43
Everett Community College	65
Evergreen Valley College-San Jose C. C. District	12
Fairleigh Dickinson University	119, 120
Fanshawe Community College-Ontario	94
Farmingdale Agricultural & Technical Coll.-SUNY	52
Fashion Institute of Technology	49
Feather River College	6
Fenton Campus-Mott Community College	36
Fergus Falls Community College-Minnesota Comm. Col. Sys.	38
Ferris State University	34
Fitchburg State College-Massachusetts State Colleges	32, 81
Flathead Valley Comm. Col.	40, 81, 104
Flint Campus-University of Michigan	87
Florida Agric. & Mech. University-Florida State Univ. System	19
Florida Atlantic University-Florida State Univ. Sys.	19
Florida International University-Florida State Univ. System	19
Florida Junior College	130
Florida Keys Community College	130
Florida Memorial College	119, 120
Florida State University System	19, 73
Florida State University-Florida State Univ. Sys.	20, 87
Florissant Valley Campus-St. Louis Comm. Col.	39
Fond du Lac Campus-Moraine Park Tech. Inst.	69
Foothill College-Foothill-DeAnza Comm. Col. District	7
Foothill-DeAnza Community College District	7
Fordham University	137
Fordham University Law School	49
Forest Park Campus-St. Louis Comm. Col.	39
Fort Omaha Campus-Metropolitan Comm. Col.	41
Fort Scott Community College (See Pierce College)	28
Fort Steilacoom Campus-Pierce College	66, 76
Fox Valley Technical Institute	68
Fox Valley Tech. Institute-Appleton	68
Fox Valley Tech. Institute-Oshkosh	68
Framingham State College-Massachusetts State Cols.	32, 81
Franklin Pierce College	42
Fraser Campus-Macomb Community College	35

INDEX (Cont.)

Institution	Page No.
Fredonia State College-SUNY	53
Fremont Campus-Metropolitan Comm. Col.	41
Fresno-California State Univ.	4
Fresno City College-State Center Comm. Col. District	13
Front Range Community College-Colorado Comm. Col. Sys.	15
Frontier Community College-Illinois Eastern Comm. Col.	23
Fullerton-California State Univ.	4
Fullerton College-North Orange County Comm. Col.	9
Fulton-Montgomery Community College	49
Garden City Community College	28
Garrett Heyns Educational Center-Centralia Col.	75
Gateway Aviation Center-Kenosha	68
Gateway Technical College	68
Gateway Tech.-Elkhorn	68
Gateway Tech.-Kenosha	68
Gateway Tech.-Racine	68
Gavilan Community College	7
Geauga Regional Campus-Kent State Univ.	55
Genesee Community College	49
Geneseo State College-SUNY	53
George Brown Community College-Ontario	94
Georgian Community College-Ontario	94
Germantown Campus-Montgomery Col.	30
Glade Campus-Palm Beach Community College	20
Glassboro State College-New Jersey State Col. Sys.	44, 82
Glendale Community College	7
Glen Oaks Community College	34
Gloucester County College	43
Goddard College	119
Gogebic Community College	34
Golden West Community College-Coast Comm. Col. District	5, 79
Governors State University-Illinois Bd. of Governors	23, 73
Graduate School & University Center-CUNY	47
Graduate School of Biomedical Sciences-Univ. of Med. & Dent. of NJ	45
Grand Island-Region 2-Central Comm. Col.	41
Grand Rapids Campus-Western Michigan Univ.	37
Grand Rapids Community College	34
Grand Valley State Colleges	131
Granite City Campus-Belleville Area College	21
Greater Hartford Community College-Conn. Comm. Col. Sys.	16
Greater New Haven State Tech. College-Conn. State Tech. Cols.	16
Green Bay Campus-Northeast Wisconsin Tech. Inst.	70
Green River Community College	65
Greenfield Community College-Massachusetts Comm. Col. Sys.	31, 80
Grossmont College-Grossmont/Cuyamaca Comm. Col. District	7
Grossmont/Cuyamaca Community College District	7

INDEX (Cont.)

Institution	Page No.
Hamline University	132
Harbor Campus-New Comm. Col. of Baltimore	30
Harbor View Campus Center-San Diego Comm. Col. Adult Ed. Sys.	11
Hartford Campus-Univ. of Connecticut	17
Hartford State Technical College-Conn. State Tech. Col.	16
Hartnell Community College	7
Harvey Mudd College-Claremont Colls.	72
Hastings-Region 3-Central Comm. Col.	41
Hawaii Community College-University of Hawaii	21
Hawkeye Institute of Technology	26
Hayward-California State Univ.	4
Hearst University-Ontario	94
Henry Ford Community College	34
Herkimer County Community College	49
Hibbing Community College-Minnesota Comm. Col. Sys.	38
Highland Community College	23
Highland Lakes Campus-Oakland Comm. Col.	36
Highland Park Community College	34
Highline Community College	65
Hillsborough Community College	20
Hilo Campus/Hawaii Community College-Univ. of Hawaii	21
Hocking Technical College	55
Hofstra University	49
Holyoke Community College-Mass. Comm. Col. Sys.	31, 80, 131
Honolulu Community College-Univ. of Hawaii	21
Hostos Community College-CUNY	47
Housatonic Regional Community College-Conn. Comm. Col. Sys.	16
Hudson County Community College	43
Hudson Valley Community College	49
Humber Community College-Ontario	94
Humboldt State University-California State Univ.	4
Hunter College-CUNY	47
Hutchinson Community College	29
Illinois Board of Governors Universities	23
Illinois Central College	23
Illinois Eastern Community Colleges	23
Illinois State University	130
Illinois Valley Community College	23
Imperial Valley College	7, 129
Independence Community College	29
Indian River Community College	20
Indian Valley Campus-College of Marin	5
Indiana University of Pennsylvania	60
Institut Armand Frappier-Quebec	96
Institut National de la Recherche Scientifique-Quebec	96

INDEX (Cont.)

Institution	Page No.
Institute of Technology at Utica/Rome	52
Inver Hills Community College-Minnesota Comm. Col. Sys.	38
Iowa Central Community College	26
Iowa City Campus-Kirkwood Comm. Col.	27
Iowa Lakes Community College	26
Iowa Western Community College	26
Irvine Campus-University of California	13
Irving Valley College-Saddleback Comm. Col. District	10
Itasca Community College-Minnesota Comm. Col. Sys.	38
Ithaca College	119, 120, 133
Jackson Community College	34
Jacksonville University	130
Jamestown Campus-Jamestown Comm. Col.	49
Jamestown College	119
Jamestown Community College	49
Jefferson Community College	50
Jefferson Technical College	55
Jersey City State College-New Jersey State Col. Sys.	44, 82
John A. Logan College	23
John Adams Community Center-San Francisco Comm. Col.	73
John Jay College of Criminal Justice-CUNY	47
John O'Connell Comm. Col. Center-San Francisco Comm. Col.	73
Johnson County Community College	29
Johnson State College-Vermont State College	63, 84
Joliet Junior College	23
Kalamazoo (Main) Campus-Western Michigan Univ.	38
Kalamazoo Valley Community College	34
Kankakee Community College	23
Kansas City Kansas Community College	29
Kapiolani Community College-Univ. of Hawaii	21
Kaskaskia College	24, 103
Kauai Community College-Univ. of Hawaii	21
Kean College of New Jersey-New Jersey State Col. Sys.	44, 82
Kearney State College-Nebraska State Col.	74
Kearny Mesa Campus Center-San Diego Comm. Col. Adult Ed. Sys.	11
Keene State College	42
Kellogg Community College	35
Kendall College of Art and Design	35, 120
Kennebec Valley Tech. College-Maine Tech. Col. Sys.	29
Kennedy-King College-City Colleges of Chicago	22
Kent State University	55, 75
Kentfield Campus-College of Marin	5
Kern Community College District	7
Kerney Center-Mercer County Comm. Col.	74
King's College	134

INDEX (Cont.)

Institution	Page No.
King's College-Ontario	94
Kings River Community College-St. Center Comm. Col. District	13
Kingsborough Community College-CUNY	47
Kingston Campus-Univ. of Rhode Island	63
Kirkwood Community College	27
Kirtland Community College	35
Kishwaukee Community College	24
Kutztown University of Pennsylvania	60
La Cite Collegiate-Ontario	94
Labette Community College	29
Laboure College	31
Lackawanna Junior College	59
LaGuardia Community College-CUNY	47
Lake Land College	24
Lake Superior State University	35
Lake Washington Tech. College	65
Lakehead University-Ontario	94
Lakeland Community College	55
Lakeshore Technical College	68
Lakewood Community College-Minnesota Comm. Col. Sys.	38
Lamar Community College-Colorado Comm. Col. Sys.	15
Lambton Community College-Ontario	94
Lane Community College	57
Laney College-Peralta Comm. Col. District	10
Lansing Campus-Western Michigan Univ.	38
Lansing Community College	35, 119
Las Positas College	5
Lasell Junior College	131
Lassen Community College	8
Laurentian University-Ontario	94
Lawrence Institute of Technology	131
Leeward Community College-Univ. of Hawaii	21
Lehigh County Community College	59
Lehman College-CUNY	47
Leicester College-Becker College	31
Lewis and Clark College	120
Lewis and Clark Community College	24
Lewis University	119, 120
Liberal Arts Campus-Long Beach City College	8
Liberty Campus-New Comm. Col. of Baltimore	30
Lincoln Campus-Comm. Col. of Rhode Island	62
Lincoln Campus-Flathead Valley Comm. Col.	40, 82
Lincoln Campus-Southeast Comm. Col.	41
Lincoln Land Community College	24
Lincoln Trail College-Illinois Eastern Comm. Col.	23
Lincoln University	59
Linn-Benton Community College	57

INDEX (Cont.)

Institution	Page No.
Livingstone College	120
Lock Haven University of Pennsylvania	60
Long Beach-California State Univ.	4
Long Beach City College	8
Long Island Campus-Cornell University ILR	48, 83
Long Island University-Brooklyn	50, 120
Long Island University-College of Pharmacy	50, 120
Long Island University-C.W. Post	50, 83, 120
Long Island University-Southampton Center	50, 120
The Loop College-City Cols. of Chicago (See Washington Col.)	22
Loretto Heights College	120, 122
Los Angeles-California State Univ.	4
Los Angeles Campus-Univ. of California	14
Los Angeles City College-Los Angeles Comm. Col. Sys.	8
Los Angeles Community College System	8
Los Angeles Harbor College-Los Angeles Comm. Col. Sys.	8
Los Angeles Mission College-Los Angeles Comm. Col. Sys.	8
Los Angeles Pierce College-Los Angeles Comm. Col. Sys.	8
Los Angeles Southwest College-Los Angeles Comm. Col. Sys.	8
Los Angeles Trade-Tech. College-Los Angeles Comm. Col. Sys.	8
Los Angeles Valley College-Los Angeles Comm. Col. Sys.	8
Los Medanos College-Contra Costa Col.	6
Los Rios Community College System	8
Lowell Campus-Univ. of Mass.	33
Lower Columbia College	65
Loyalist Community College-Ontario	95
Luther College-Univ. of Regina-Saskatchewan	97
Luzerne County Community College	59
Lyndon State College-Vermont State Col.	63, 84
Macomb Community College	35
Madison Area Technical College-Commercial Ave.	68
Madison Area Technical College-Downtown	68
Madison Area Technical College-Fort Atkinson	68
Madison Area Technical College-Madison	68
Madison Area Technical College-Portage	69
Madison Area Technical College-Reedsburg	69
Madison Area Technical College-Watertown	69
Madison Area Vocational & Technical College	68
Main Campus-Carl Sandburg College	22
Main Campus-Cranford-Union County Col.	45
Main Campus-Flathead Valley Comm. Col.	40, 82
Main Campus-Henry Ford Comm. Col.	34
Main Campus-Kent State Univ.	55
Main Campus-Labette Comm. Col.	29
Main Campus-Mott Comm. Col.	36
Main Campus-Penn Col. of Tech.	60
Main Campus-Univ. of Cincinnati	56

INDEX (Cont.)

Institution	Page No.
Main Campus-Walla Walla Comm. Col.	67
Main Campus-Wausau-North Central Tech. Inst.	69
Main Campus-Wenatchee Valley Col.	67
Maine Maritime Academy	131
Maine Technical College System	29
Malcolm X College-City Cols. of Chicago	22
Malone Campus-North Country Comm. Col.	51
Manchester Community College-Connecticut Comm. Col. Sys.	16
Manhattan College	133
Mankato State University-Minnesota State Univ. Sys.	39
Manoa Campus-Univ. of Hawaii	21
Mansfield University of Pennsylvania	60
Marin Community College (See College of Marin)	72
Marinette Campus-Northeast Wisconsin Tech. Inst.	70
Maritime College at Fort Schuyler-SUNY	53
Marshfield Campus-Mid-State Tech. Col.	69
Marymount College	50
Marymount University	119, 120
Massachusetts Bay Community College-Mass. Comm. Col. Sys.	31, 80
Massachusetts College of Art-Mass. St. Cols.	32, 81
Massachusetts Community College System	31, 73, 80, 104
Massachusetts Maritime Academy-Mass. St. Cols.	32, 81, 131
Massachusetts State Colleges	32, 73, 81
Massasoit Community College-Mass. Comm. Col. Sys.	31, 80
Mattatuck Community College-Connecticut Comm. Col. Sys.	16
Maui Community College-Univ. of Hawaii	21
McCook Campus-Mid-Plains Comm. Col. Area	41
McHenry County College	24
Medgar Evers College-CUNY	47
Melbourne Campus-Brevard Comm. Col.	19
Memorial University-Newfoundland	92
Mendocino College	8, 129
Menomonie Campus-Chippewa Valley Tech. Col.	68
Menomonie Falls Campus-Waukesha County Tech. Col.	70
Meramec Campus-St. Louis Comm. Col.	39
Merced College	9
Mercer County Community College	43
Mercy College of the Univ. of Detroit	37, 74
Merrimack College	131
Merritt College-Peralta Comm. Col. District	10
Mesabi Community College-Minnesota Comm. Col. Sys.	38
Metropolitan Campus-Cuyahoga Comm. Col. District	55
Metropolitan Community College	41
Metropolitan State University-Minnesota State Univ. Sys.	39
Miami Dade Junior College	130
Miami University	133
Michigan State University	131
Middlefield College-Foothill-DeAnza Comm. Col. District	7

INDEX (Cont.)

Institution	Page No.
Middlesex Community College-Connecticut Comm. Col. Sys.	16
Middlesex Community College-Massachusetts Comm. Col. Sys.	32, 80
Middlesex County College	43
Midway Campus Center-San Diego Comm. Col. Adult Ed. Sys.	11
Mid-Michigan Community College	35
Mid-Plains Campus-Mid-Plains Comm. Col.	41
Mid-Plains Community College Area	41
Mid-State Technical College	69
Miles Community College	40
Milford Campus-Southeast Comm. Col.	41
Millersville University of Pennsylvania	61
Milton Campus-Pensacola Junior Col.	20
Milton College	120, 122
Milwaukee Area Technical College	69
Milwaukee Campus-Milwaukee Area Tech. Col.	69
Minneapolis Community College-Minnesota Comm. Col. Sys.	38
Minnesota Community College System	38
Minnesota State University System	39
Mira Mesa Campus Center-San Diego Comm. Col. Adult Ed. Sys.	11
Mission College-West Valley Mission Comm. Col. District	15
Mission Community College Center-San Francisco Comm. Col.	73
Mitchell College	17
Modesto Junior College-Yosemite Comm. Col. District	15
Mohawk Community College-Ontario	95
Mohawk Valley Community College	50
Mohegan Community College-Connecticut Comm. Col. Sys.	16
Monmouth College	44
Monroe Community College	50
Monroe County Community College	35
Montana State University	132
Montcalm Community College	35
Montclair State College-New Jersey State Col. Sys.	44, 82
Montefiore Hospital/Medical Center-N.Y.	120, 133
Monterey Peninsula Community College	9
Montgomery College	30
Montgomery County Community College	60
Moore College of Art and Design	60
Moorhead State University-Minnesota State Univ. Sys.	39
Moorpark College-Ventura County Comm. Col. District	14
Moraine Park Technical College	69
Moraine Valley Community College	24
Morgan Community College-Colorado Comm. Col. Sys.	15
Morris Campus-Univ. of Minnesota	74
Morrisville Agricultural & Technical College-SUNY	52
Morton College	24
Mott Community College	36
Mount Allison University-New Brunswick	91, 120
Mount Hood Community College	57, 83

INDEX (Cont.)

Institution	Page No.
Mount San Antonio College	9
Mount San Jacinto College	9
Mount St. Vincent University-Nova Scotia	92
Mount Vernon Campus-Skagit Valley College	66
Mount Vernon College	119, 120
Mount Wachusett Community College-Mass. Comm. Col. Sys.	32, 80
Muscatin Community College-Eastern Iowa Comm. Col. Dist. IX	26
Muskegon Campus-Western Michigan Univ.	38
Muskegon Community College	36
Napa Valley College	9
Narragansett Bay Campus-Univ. of Rhode Island	63
Nassau Community College	50, 83
Nasson College	120, 122
Nathaniel Hawthorne College	132
National College of Business	122
Navajo Campus Center-San Diego Comm. Col. Adult Ed. Sys.	11
Nebraska State Colleges	41
New Brunswick Campus-Rutgers State Univ. of NJ	45, 82, 87
New Community College of Baltimore	30
New England College	119
New England Conservatory of Music	131
New Hampshire College	42
New Jersey Dental School-Univ. of Med. & Dent. of N.J.	45
New Jersey Institute of Technology	44
New Jersey Medical School-Univ. of Med. & Dent. of N.J.	45
New Jersey School of Osteopathic Medicine-Univ. of Med. and Dent. of N.J.	45
New Jersey State College System	44, 82
New Paltz State College-SUNY	53
New Richmond Campus-Wisconsin Indianhead VTAE District	70
New York City Campus-Cornell University ILR	48, 83
New York City Campus-New York Inst. of Tech.	51
New York City Technical College-CUNY	47
New York Institute of Technology	51
New York Medical College	120, 133
New York University	133
New York University Law School	51
Newark Campus-Essex County Col.	43
Newark Campus-Rutgers State Univ. of New Jersey	45, 82, 87
Niagara Community College-Ontario	95
Niagara County Community College	51
Niagara University	51
Normandale Community College-Minnesota Comm. Col. Sys.	38
North Adams State College-Massachusetts St. Cols.	32, 81
North Campus-Broward Comm. Col.	19
North Campus-Comm. Col. of Allegheny County	59

INDEX (Cont.)

Institution	Page No.
North Campus-Erie Comm. Col.	48
North Campus-Iowa Lakes Comm. Col.	26
North Campus-Milwaukee Area Tech. Col.	69
North Campus-Penn. Col. of Tech.	60
North Campus-Seattle Comm. Col. District VI	66
North Campus-Southeastern Comm. Col.	27
North Campus-Southern State Comm. Col.	56
North Campus-Wenatchee Valley Col.	67
North Central Michigan College	36
North Central Technical College	69
North Country Community College	51
North Hennepin Community College-Minnesota Comm. Col. Sys.	38
North Orange County Community College	9, 129
North Platte Campus-Mid-Plains Tech. Comm. Col. Area	40
North Shore Community College-Mass. Comm. Col. Sys.	32, 80
North Shores Campus Center-San Diego Comm. Col. Adult Ed. Sys.	11
Northampton Community College	60
Northeast Community College	41
Northeast Iowa Community College (Area 1)	27
Northeast Wisconsin Tech. College	70
Northeastern Illinois University-Ill. Bd. of Governors	23, 73
Northeastern University	131
Northern Community College-Ontario	95
Northern Essex Community College-Mass. Comm. Col. Sys.	32, 81
Northern Illinois University	130
Northern Maine Technical College-Maine Tech. Col. Sys.	30
Northern Michigan University	36, 81, 132
Northern Montana College	40
Northern State University-South Dakota Bd. of Reg. Sys.	63
Northland College	70, 135
Northland Community College-Minnesota Comm. Col. Sys.	38
Northridge-California State Univ.	4
Northwest Iowa Technical College (Area IV)	27
Northwest Technical College	56
Northwestern Connecticut Comm. Col.-Conn. Comm. Col. Sys.	16
Northwestern Campus-Wayne County Comm. Col.	37
Norwalk Community College-Conn. Comm. Col. Sys.	16
Norwalk State Technical College-Connecticut State Tech. Col.	17
Nova Scotia College of Art and Design	92
Oakland Community College	36
Oakland University	36
Oakton Community College	24, 79
Oberlin College	133
Ocean County College	44
Ohio Northern University	119, 120

INDEX (Cont.)

Institution	Page No.
Ohio University	133
Ohlone College	9
Okaloosa-Walton Junior College	130
Old Westbury-New York Inst. of Tech.	51
Old Westbury State College-SUNY	53
Olive-Harvey College-City Cols. of Chicago	22
Olney Central College-Illinois Eastern Comm. Col.	23
Olympic College	65
Oneonta State College-SUNY	53
Onondaga Community College	51
Ontario Institute for Studies in Education	95
Orange Coast Comm. College-Coast Comm. Col. District	5, 79
Orange County Community College	51
Orchard Ridge Campus-Oakland Comm. Col.	36
Oregon College of Education	134
Oregon Institute of Technology	134
Oregon State University	134
Oswego Campus-Labette Comm. Col.	29
Oswego State College-SUNY	53
Otero Community College-Colorado Comm. Col. Sys.	15
Owens Technical College	56
Oxnard College-Ventura County Comm. Col. District	14
Pace University	133
Pacific Coast Campus-Long Beach City Col.	8
Palm Bay Center-Brevard Comm. Col.	19
Palm Beach Community College	20
Palo Verde Community College	9
Park College	39
Parkland College	24
Parsons School of Design	120, 133
Pasadena City College	9, 129
Passaic County Community College	44
Paul Smith College	133
Peninsula College	66
Pennsylvania College of Technology	60
Pennsylvania State System of Higher Education	60
Pennsylvania State University	134
Pensacola Campus-Pensacola Junior Col.	20
Pensacola Junior College	20, 130
Peosta Campus-Northeast Iowa Comm. Col.	27
Peralta Community College District	9
Peru State College-Nebraska State Col.	41
Pewaukee (Main Campus)-Waukesha County Tech. Inst.	70
Philadelphia Campus-Temple Univ.	61
Philadelphia College of Art	134
Pierce College	66
Pikes Peak Community College-Colorado Comm. Col. Sys.	15

INDEX (Cont.)

Institution	Page No.
Pima County Community College District	3
Pittsburg State University	29
Pittsburgh Campus-Robert Morris Col.	61
Pitzer College-Claremont Cols.	72
Plainfield Campus-Union County Col.	45
Plant City Campus-Hillsborough Comm. Col.	20
Plattsburgh State College-SUNY	53
Plymouth Campus-Univ. Sys. of New Hampshire	132
Point Park College	134
Polk Community College	130
Polytechnic Institute of New York	119, 120
Pomona-California State Polytechnic University-CSU	4
Pomona College-Claremont Col.	72
Porterville College-Kern Comm. Col. District	7
Portland Community College	57, 83
Portland State University	58, 84
Post College	73
Potsdam State College-SUNY	53
Prairie State College	24
Pratt Community College	29
Pratt Institute	51, 121
Pratt Manhattan Center-Pratt Inst.	52
Prince William Sound Community College	3
Providence Branch-Roger Williams Col.	62
Providence Campus-Comm. Col. of Rhode Island	62
Pueblo Community College-Colorado Comm. Col. Sys.	16
Puerto Rico Junior College	121
Purchase State College-SUNY	53
Puyallup Campus-Pierce College	66
Quad Campus-Black Hawk Comm. Col.	22
Queens Campus-St. John's Univ.	52
Queens College-CUNY	47
Queensborough Community College-CUNY	47
Quinebaug Valley Community College-Conn. Comm. Col. Sys.	16
Quinnipiac College	17
Quinsigamond Community College-Mass. Comm. Col. Sys.	32, 81, 131
Rainy River Community College-Minn. Comm. Col. Sys.	38
Ramapo College of New Jersey-New Jersey State Col. Sys.	44, 82
Rancho Santiago Community College District	10, 79
Randolph-Macon College	135
Raritan Valley Community College	44
Raymond Walters College-Univ. of Cincinnati	56
Reading Area Community College	61
Red Bud Campus-Belleville Area Col.	21
Red Oak-Southwestern Comm. Col.	27
Red Rocks Community College-Colorado Comm. Col. Sys.	16

INDEX (Cont.)

Institution	Page No.
Regis University	16
Rend Lake College	24
Rensselaer Polytechnic Institute	133
Renton Technical College	66
Rhode Island College	62
Rhode Island School of Design	62, 84, 144
Rice Lake Campus-Wisconsin Indianhead VTAE District	70
Richard J. Daley College-City Cols. of Chicago	22
Richland Community College	24
Ricker College	131
Rider College	44
Rio Grande College	121
Rio Hondo Community College	10
River Falls Campus-Chippewa Valley Tech. Col.	68
Riverside Campus-Univ. of California	14
Riverside Community College District	10
Robert Morris College	61
Robert Wood Johnson Medical School-Univ. of Med. & Dent. of New Jersey	45
Rochester Community College-Minnesota Comm. Col. Sys.	38
Rock Creek Campus-Portland Comm. Col.	57, 83
Rockland Community College	52
Rockville Campus-Montgomery Col.	30
Roger Williams College	62
Rogue Community College	58
Rome Campus-Mohawk Valley Comm. Col.	50
Rosary Hill College	133
Ross Island Center-Portland Comm. Col.	75
Roxbury Community College-Massachusetts Comm. Col. Sys.	32, 81
Rutgers Medical School (See Robert Wood Johnson Medical School)	75
Rutgers State University of New Jersey	45, 82, 87, 104, 119
Ryerson Polytechnical Institute-Ontario	95
Sacramento-California State Univ.	4
Sacramento City College-Los Rios Comm. Col. Sys.	8
Saddleback College-Saddleback Comm. Col. District	10
Saddleback Community College District	10
Saginaw Valley State University	36
Saint-Boniface-Manitoba	91
Saint Cloud State University-Minnesota State Univ. Sys.	39
Saint Joseph College-Maine	121
Saint Joseph's College-New York	133
Saint Leo College	21
Saint Louis Community College	39
Saint-Louis Maillet-New Brunswick	92
Saint Mary's University-Nova Scotia	93
Saint Theresa College	132

INDEX (Cont.)

Institution	Page No.
Salem Community College	45
Salem College	119, 121
Salem Regional Campus-Kent State Univ.	55
Salem State College-Massachusetts State Cols.	32, 81
San Bernardino-California State Univ.	4
San Bernardino Community College District	10
San Bernardino Valley College-San Bernardino Comm. Col.	10
San Diego Campus-Univ. of California	14
San Diego City College-San Diego Comm. Cols.	11
San Diego Community College Adult Ed. Sys.	11
San Diego Community Colleges	11
San Diego Mesa College-San Diego Comm. Cols.	11
San Diego Miramar College-San Diego Comm. Cols.	11
San Diego State University-California State Univ.	4
San Francisco Art Institute	11
San Francisco Campus-Univ. of California	14
San Francisco Community College	11
San Francisco State University-California State Univ.	4
San Joaquin Delta College	12
San Jose City College-San Jose Evergreen Comm. Col. District	12
San Jose/Evergreen Community College District	12
San Jose State University-California State Univ.	4
San Luis Obispo-California State Polytechnic Univ.-CSU	4
San Marcos-California State Univ.	4
San Mateo County Community College District	12
San Ysidro Education Center-Southwestern Comm. Col. Dist.	13
Sangamon State University	25
Santa Barbara Campus-Univ. of California	14
Santa Barbara City College	12
Santa Clarita Community College District	12, 73
Santa Cruz Campus-Univ. of California	14, 73
Santa Fe Community College	130
Santa Monica Community College	12
Santa Rosa Junior College	12, 79
Saranac Lake Campus-North Country Comm. Col.	51
Saskatchewan Indian Federated College-Univ. of Regina	97
Satellite-Antigo Campus-North Central Tech. Inst.	69
Sauk Valley Community College	25
Sault Community College-Ontario	95
Schenectady County Community College	52
Schoolcraft College	37
School of Osteopathic Medicine-Univ. of Med. & Dent. of New Jersey	45
Scotch Plains Campus-Union County Col.	45
Scott Community College-Eastern Iowa Comm. Col. District IX	26
Scottsbluff Campus-Western Nebraska Comm. Col.	42
Scripps College-Claremont Cols.	72

INDEX (Cont.)

Institution	Page No.
Searle Tech. Campus Center-Henry Ford Comm. Col.	34
Seattle Community College District VI	66
Seattle University	121, 135
Selden Campus-Suffolk County Comm. Col.	53
Seneca Community College-Ontario	95
Seton Hall University	119, 121
Seton Hill College	137
Shasta College	13
Shaw College at Detroit	122
Shawnee Community College	25
Shawnee State University	56
Sheridan Community College-Ontario	95
Shippagan-New Brunswick	92
Shippensburg University of Pennsylvania	61
Shoreline Community College	66
Sidney Campus-Western Nebraska Comm. Col.	42
Sierra Joint Community College District	13
Simon Fraser University	99
Simon's Rock College of Bard	32, 121
Sir Sandford Fleming Community College-Ontario	95
Skagit Valley College	66
Skyline College-San Mateo County Comm. Col. District	12
Slippery Rock University of Pennsylvania	61
Solano Community College	13
Somerset County College (See Raritan Valley C. C.)	74, 133
Sonoma State University-California State Univ.	4
South Campus-Broward Comm. Col.	19
South Campus-Comm. Col. of Allegheny County	59
South Campus-Erie Comm. Col.	48
South Campus-Iowa Lakes Comm. Col.	26
South Campus-Macomb Comm. Col.	35
South Campus-Metropolitan Comm. Col.	41
South Campus-Milwaukee Area Tech. Col.	69
South Campus-Palm Beach Comm. Col.	20
South Campus-Seattle Comm. Col. District VI	66
South Campus-Southeastern Comm. Col.	27
South Campus-Southern State Comm. Col.	56
South Central Community College-Conn. Comm. Col. Sys.	16
South Dakota Board of Regents System	63
South Dakota School of Mines & Technology	63
South Dakota State University	63
South Puget Sound Community College	66, 75
South Suburban College	25
Southeast Campus-Oakland Comm. Col.	36
Southeast Center-Portland Comm. Col.	75
Southeast Community College	41
Southeastern Campus-Univ. of Connecticut	17
Southeastern Community College	27

INDEX (Cont.)

Institution	Page No.
Southeastern Illinois College	25
Southeastern Massachusetts University	74
Southern Connecticut State Col.-Conn. State Univ. Sys.	17
Southern Illinois University-Carbondale	130
Southern Illinois University-Edwardsville	104, 130
Southern Maine Technical College-Maine Tech. Col. Sys.	30
Southern Oregon State College	58, 121
Southern State Community College	56
Southwest State University-Minnesota State Univ. Sys.	39
Southwest Wisconsin Technical College	70
Southwestern College-Southwestern Comm. Col. District	13
Southwestern Community College	27
Southwestern Community College District	13
Southwestern Michigan College	119
Southwestern Oregon Community College	58
Spokane Community College-Comm. Colleges of Spokane	65
Spokane Falls Comm. Col.-Comm. Colleges of Spokane	65
Spoon River College	25
Spring Garden College	61
Springfield Technical Community College-Massachusetts Comm. Col. Sys.	32, 81, 131
St. Charles County Community College	39, 103
St. Clair Community College-Ontario	95
St. Clair County Community College	36
St. Francis Xavier University-Nova Scotia	92
St. John's University	52
St. Lawrence Community College-Ontario	95
St. Petersburg Junior College	130
St. Thomas More College-Saskatchewan	97
St. Thomas University	121, 130
St. Thomas University-New Brunswick	91
Stadium Center-Portland Comm. Col.	75
Stamford Campus-Univ. of Connecticut	18
Stanislaus-California State Univ.	4
Stark County Regional Campus-Kent State Univ.	55
State Center Community College District	13
State Community College of East St. Louis	25, 73
State University of New York (SUNY)	52
Staten Island Campus-St. John's Univ.	52
Stephens College	119, 121, 132
Stephens Institute/Academy of Art College	121
Stevens Institute of Technology	119, 121
Stevens Point Campus-Mid-State Tech. Col.	69
Stockton State College-New Jersey State Col. Sys.	44, 82
Stony Brook Health & Science Center-SUNY	53
Stony Brook State University-SUNY	53
Storrs Campus-Univ. of Connecticut	18
Sturgeon Bay Campus-Northeast Wisconsin Tech. Inst.	70

INDEX (Cont.)

Institution	Page No.
Suffolk County Community College	53
Sullivan County Community College	54
Sunnyvale College-Foothill-DeAnza Comm. Col. District	7
Superior Campus-Wisconsin Indianhead VTAE District	70
Sussex County Community College	45, 103, 104
Sylvania Campus-Portland Comm. Col.	57, 83
Syracuse Health Science Center-SUNY	53
Syracuse University	133
Tacoma Community College	67
Taft College	13
Takoma Park Campus-Montgomery College	30
Taylor Business Institute	54
Technical University of Nova Scotia	93
Teikyo Post University	17
Temple University	61
Temple University Law School	61
Terra Technical College	56
Thaddeus Stevens State School of Technology	61
Thames Valley State Technical School-Conn. State Tech. Colleges	17
Thiel College	119, 121
Thomas A. Edison State College-New Jersey State College System	44, 82
Thompkins-Cortland Community College	54
Thornton Community College	73
Ticonderoga Campus-North Country Comm. Col.	51
Titusville Campus-Brevard Comm. Col.	19
Torrington Campus-Univ. of Connecticut	18
Towson State University	31
Treasure Valley Community College	58, 134
Trent University-Ontario	95
Trenton State College-New Jersey State Col. Sys.	44, 82
Trinidad State Junior College-Colorado Comm. Col. Sys.	16
Triton College	25
Trocaire College	54
Truman College-City Cols. of Chicago	22
Trumbull Regional Campus-Kent State Univ.	55
Tunxis Community College-Connecticut Comm. Col. Sys.	16
Tuscarawas Regional Campus-Kent State Univ.	55
Tusculum College	134
Twin Cities Campus-Univ. of Minnesota	74
Tyler School of Art Campus-Temple Univ.	61
UH-Hilo-Univ. of Hawaii	21
Ulster County Community College	54
Umpqua Community College	134
Union County College	45, 74

INDEX (Cont.)

Institution	Page No.
Universite de Moncton-New Brunswick	91
Universite de Montreal-Quebec	96
Universite de Sherbrooke-Quebec	97
Universite du Quebec a Chicoutimi	96
Universite du Quebec a Hull	97
Universite du Quebec a Montreal	97
Universite du Quebec a Rimouski	97
Universite du Quebec a Trois-Rivieres	97
Universite du Quebec dans l'Ouest	97
Universite Laval-Quebec	96
Universite Sainte-Anne-Nova Scotia	93
University Central De Bayamon	121
University College of Cape Breton-Nova Scotia	93
University of Alaska	72, 121, 129
University of Alberta	91
University of Albuquerque	119, 121
University of Athabasca-Alberta	91
University of Bridgeport	17
University of British Columbia	99
University of Calgary-Alberta	91
University of California	13
University of California-Berkeley	129
University of California-Los Angeles	129
University of California-Professional Scientists & Engineers of the Lawrence Livermore National Labs	129
University of California-Santa Cruz	14, 73
University of Central Florida-Florida State Univ. Sys.	20
University of Cincinnati	56
University of Colorado	129
University of Connecticut	17
University of Delaware	18
University of Detroit	37, 74, 132
University of the District of Columbia	18
University of Dubuque	121, 119
University of Dubuque Seminary	119
University of Evansville	130
University of Florida-Florida State Univ. Sys.	20, 87
University of Florida-Gainesville	130
University of Florida-Institute of Food & Agricultural Science	130
University of Guam	71
University of Guelph	99
University of Hawaii	21
University of Kansas	131
University of Lethbridge-Alberta	91
University of Lowell	74
University of Maine	28, 80

INDEX (Cont.)

Institution	Page No.
University of Maine System	30, 80
University of Maine-Augusta	30, 80
University of Maine-Farmington	30, 80
University of Maine-Fort Kent	30, 80
University of Maine-Machias	30, 80
University of Maine-Presque Isle	30, 80
University of Manitoba	91
University of Massachusetts	33, 74, 81
University of Medicine & Dentistry of New Jersey	45
University of Miami-Coral Gables	130
University of Michigan Teaching Assistants	87
University of Minnesota	39, 74, 132
University of Montana	40, 132
University of Nebraska College of Dentistry	132
University of Nebraska College of Law	42
University of Nebraska-Kearney	42, 104
University of Nebraska-Lincoln	132
University of Nebraska-Omaha	42
University of New Brunswick	92
University of New Hampshire	42
University of New Haven	119, 121
University of North Florida-Florida State Univ. Sys.	20
University of Northern Iowa	27
University of Oregon	87, 134
University of Ottawa-Ontario	96
University of Pittsburgh	104, 121, 134
University of Pittsburgh Health Professional Schools	134
University of Pittsburgh Law School	134
University of Pittsburgh Medical School	61
University of Pittsburgh-Provost Unit	134
University of Prince Edward Island	99
University of Regina-Saskatchewan	97
University of Rhode Island	63
University of Rio Grande	56
University of San Francisco	14, 79
University of San Francisco-Col. of Professional Studies	129
University of San Francisco Law School	14
University of Saskatchewan	97
University of Scranton	62
University of South Dakota	63
University of South Dakota-Springfield	122
University of South Florida-Florida State Univ. Sys.	20, 87
University of Southern Maine-Univ. of Maine Sys.	30, 80
University of Toledo	103, 133
University of Toronto	99
University of Vermont	135
University of West Florida-Florida State Univ. Sys.	20
University of Windsor-Ontario	96

INDEX (Cont.)

Institution	Page No.
University of Winnipeg-Manitoba	91
University of Wisconsin-Madison-Teaching Assistants	88
University of Wisconsin-Milwaukee-Teaching Assistants	88, 103
University System of New Hampshire	132
Urban Campus-Des Moines Area Comm. Col.	26
U.S. Coast Guard Academy	17
U.S. Merchant Marine Academy	54
Utica Campus-Mohawk Valley Comm. Col.	50
Utica College of Syracuse University	54
Valdez Campus-Prince William Sound Comm. Col.	3
Ventura College-Ventura County Comm. Col. District	14
Ventura County Community College District	14
Vermilion Community College-Minnesota Comm. Col. Sys.	38
Vermont State Colleges	63, 84, 103
Vermont Technical College-Vermont State Cols.	63, 84
Victor Valley College	14
Villa Maria College	133
Villanova University	121, 134
Vista College-Peralta Comm. Col. District	10
W. Alton Jones Campus-Univ. of Rhode Island	63
WA St. Penitentiary Campus-Walla Walla Comm. Col.	67
Wabash Valley College-Illinois Eastern Comm. Col.	23
Wagner College	119, 121
Walla Walla Community College	67
Warrington Campus-Pensacola Junior Col.	20
Warwick Campus-Comm. Col. of Rhode Island	62
Waseca Campus-Univ. of Minnesota	39, 74
Washington College-City Colleges of Chicago	22
Washington County Tech. College-Maine Tech. Col. Sys.	30
Washington State Comm. Col. Dist. XVII	75
Washtenaw Community College	37
Waterbury Campus-Univ. of Connecticut	18
Waterbury State Tech. College-Conn. State Comm. Tech. Cols.	17
Waubonsee Community College	25
Waukesha Campus-Waukesha County Tech. Col.	70
Waukesha County Technical College	70
Waynesburg College	134
Wayne County Community College	37
Wayne State College-Nebraska State Cols.	41
Wayne State University	37
Wenatchee Valley College	67
Wentworth Institute of Technology	33
Wesleyan University	129
West Bend Campus-Moraine Park Tech. Inst.	69
West Caldwell Campus-Essex County Col.	43
West Campus-Milwaukee Area Tech. Col.	69

INDEX (Cont.)

Institution	Page No.
West Campus-Pima County Comm. Col.	3
West Chester University of Pennsylvania	61
West Hills College	14
West Los Angeles College-Los Angeles Comm. Col. Sys.	8
West Oahu College-Univ. of Hawaii	21
West Shore Community College	37
West Valley College-West Valley Mission Comm. Col. District	15
West Valley Mission Community College District	14
Westchester Community College	54
Westchester/Rockland Campus-Cornell Univ. ILR	48, 83
Western Campus-Cuyahoga Comm. Col. District	55
Western Campus (Brentwood)-Suffolk County Comm. Col.	53
Western Campus-Wayne County Comm. Col.	37
Western Connecticut State College-Conn. State Univ. Sys.	17
Western Illinois University-Illinois Bd. of Governors	23, 73
Western Iowa Tech Community College	28
Western Michigan University	37
Western Montana College	40
Western Nebraska Community College	42
Western Oregon State College	58
Western States Chiropractic College	58
Western Wisconsin Technical Institute	70
Westfield State College-Massachusetts State Cols.	32, 81
Westmoreland County Community College	62
Whatcom Community College	67
Whidbey Campus-Skagit Valley College	66
Wichita State University	121
Wilberforce University	56, 121
Wilfred Laurier University-Ontario	96
Williamsport Area Community College (See Pennsylvania College of Technology)	75
William Paterson College of New Jersey-New Jersey State College System	44, 82
William Rainey Harper College	25, 130
Willmar Community College-Minnesota Comm. Col. Sys.	38
Wilson College	134
Windward Community College-Univ. of Hawaii	21
Winona State University-Minnesota State Univ. Sys.	39
Wisconsin Indianhead VTAE District	70
Wisconsin Rapids Campus-Mid-State Tech. Col.	69
Worcester Campus-Becker Col.	31
Worcester State College-Massachusetts State Cols.	32, 81
Wordsworth Academy	121
Worthington Community College-Minnesota Comm. Col. Sys.	38
Wright College-City Cols. of Chicago	22
Yakima Valley College	67
Ybor Campus-Hillsborough Comm. Col.	20

INDEX (Cont.)

Institution	Page No.
Yeshiva University	121, 119
York College-CUNY	47
York University-Ontario	96
Yosemite Community College District	15
Youngstown State University	56
Yuba College	15

**NATIONAL CENTER FOR THE STUDY OF COLLECTIVE
BARGAINING IN HIGHER EDUCATION AND THE PROFESSIONS
PUBLICATIONS, 1973 - 1992**

PROCEEDINGS	PRICE
<u>COLLECTIVE BARGAINING IN HIGHER EDUCATION: LEADERSHIP IN UNCERTAIN TIMES. Nineteenth Ann. Conf., 1991.....</u>	\$30.00
<u>COLLECTIVE BARGAINING IN HIGHER EDUCATION: THE 1990'S.</u> Eighteenth Ann. Conf., 1990.....	30.00
<u>POWER RELATIONSHIPS ON THE UNIONIZED CAMPUS.</u> Seventeenth Ann. Conf., 1989.....	25.00
<u>COLLECTIVE BARGAINING AND THE ECONOMIC CONDITION OF HIGHER EDUCATION. Sixteenth Ann. Conf., 1988.....</u>	25.00
<u>THE FACULTY LIFE CYCLE: A LEGAL PERSPECTIVE.</u> Fifteenth Ann. Conf., 1987.....	20.00
<u>THE UNIONIZED PROFESSORiate: A DISCRIMINATING APPRAISAL.</u> Fourteenth Ann. Conf., 1986.....	20.00
<u>UNIONIZATION AND ACADEMIC EXCELLENCE.</u> Thirteenth Ann. Conf., 1985.....	15.00
<u>STRUCTURAL REFORM IN HIGHER EDUCATION COLLECTIVE BARGAINING. Twelfth Ann. Conf., 1984.....</u>	15.00
<u>COLLECTIVE BARGAINING IN A PERIOD OF RETRENCHMENT.</u> Eleventh Ann. Conf., 1983.....	5.00
<u>CAMPUS BARGAINING AT THE CROSSROADS.</u> Tenth Ann. Conf., 1982.....	5.00
<u>THE LEGAL AND ECONOMIC STATUS OF COLLECTIVE BARGAINING IN HIGHER EDUCATION. Ninth Ann. Conf., 1981.....</u>	5.00
<u>CAMPUS BARGAINING IN THE EIGHTIES.</u> Eighth Ann. Conf., 1980.....	5.00
<u>LANDMARKS IN COLLECTIVE BARGAINING IN HIGHER EDUCATION.</u> Seventh Ann. Conf., 1979.....	5.00
<u>THE UNIQUENESS OF COLLECTIVE BARGAINING IN HIGHER EDUCATION.</u> Sixth Ann. Conf., 1978.....	5.00
<u>COLLECTIVE BARGAINING AND THE FUTURE OF HIGHER EDUCATION.</u> Fifth Ann. Conf., 1977.....	5.00
<u>COLLECTIVE BARGAINING IN HIGHER EDUCATION.</u> First - Fourth Ann. Confs., 1973-1976.....	5.00
 BIBLIOGRAPHIES	
Vols. 16 & 17.....	25.00
Vols. 14 & 15.....	20.00
Vols. 2, 4-13 (Vols. 1 & 3 Out of Print).....	5.00
 NEWSLETTERS	
<u>COLLECTIVE BARGAINING IN HIGHER EDUCATION: Analysis of Issues</u> 4 issues/year.....	25.00
 DIRECTORIES	
<u>DIRECTORY OF FACULTY CONTRACTS AND BARGAINING AGENTS IN INSTITUTIONS OF HIGHER EDUCATION (Annual)</u> 1990-1992.....	35.00
1988-1989.....	25.00
1987.....	20.00
1975-1986.....	5.00
<u>DIRECTORY OF NON-FACULTY BARGAINING AGENTS IN INSTITUTIONS OF HIGHER EDUCATION, 1991.....</u>	35.00
 BOOKS AND MONOGRAPHS	
Donovan, Mary - <u>SEX DISCRIMINATION IN HIGHER EDUCATION AND THE PROFESSIONS; AN ANNOTATED BIBLIOGRAPHY, 1989.....</u>	10.00
Kaminker, Dan - <u>PROFESSIONAL STAFF CONGRESS REVIEW OF ARBITRATIONS AND DIGEST OF SELECTED RELATED ISSUES, 1984.....</u>	25.00
Douglas, Joel M. and Molly Garfin - <u>CONTRACT DEVELOPMENT IN HIGHER EDUCATION FACULTY COLLECTIVE BARGAINING, 1980....</u>	20.00
Douglas, Joel M., Loren A. Krause and Leonard Winogora - <u>WORKLOAD AND PRODUCTIVITY BARGAINING IN HIGHER EDUCATION, Monograph No. 3, 1980.....</u>	6.00

