


Volume 21, January 1995

Directory of Faculty Contracts and Bargaining Agents In Institutions of Higher Education

Frank R. Annunziato



**THE NATIONAL CENTER FOR THE STUDY OF COLLECTIVE BARGAINING IN
HIGHER EDUCATION AND THE PROFESSIONS, SCHOOL OF PUBLIC AFFAIRS,
BARUCH COLLEGE - THE CITY UNIVERSITY OF NEW YORK**

**NATIONAL CENTER FOR THE STUDY OF COLLECTIVE
BARGAINING IN HIGHER EDUCATION AND THE PROFESSIONS**

NATIONAL ADVISORY COMMITTEE

FRANK R. ANNUNZIATO
Director
NCSCBHEP

MARY A. BURGAN
General Secretary
AAUP

NEIL BUCKLEW
President
West Virginia University

MARY JANE CALAIS
Dir. of Federal Relations
NACUBO

SAMUEL J. D'AMICO
Assoc. Vice Chancellor
for Human Resources
University of Maine System

ROCH DENIS
President
FQPPU

JOEL DOUGLAS
Professor
Baruch College, CUNY

MATTHEW GOLDSTEIN
President
Baruch College, CUNY

C. ROBERT HARRINGTON
Assoc. Vice President for
Personnel Administration
Temple University

ROBERT D. HELSBY
Professor
Univ. of North Florida

DANIEL J. JULIUS
Assoc. Vice President
Academic Affairs
University of San Francisco

PAULINE KINSELLA
Chairman
New York State, PERB

CHRISTINE MAITLAND
Coordinator of Higher Education
NEA

THOMAS MANNIX
Assoc. Vice Chancellor
for Empl. Rels. & Personnel
SUNY

CAESAR J. NAPLES
Vice Chancellor Emeritus
and Professor
California State University

DAVID NEWTON
Vice Provost of Faculty
and Staff Relations
Adelphi University

JAMES PARRY
Assoc. Vice Chancellor
State Univ. of Florida System

IRWIN POLISHOOK
President, PSC
Vice President, AFT

DONALD SAVAGE
Executive Director
CAUT, Canada

WILLIAM E. SCHEUERMAN
President
United University Professions

VIRGINIA ANN SHADWICK
President
Natl. Council of Higher Ed., NEA

ALBERT SHANKER
President, AFT
AFT-CIO

JAMES WHITE
President
APSCUF

JIM WHITE
Vice President for
Financial Services
AACJC

Volume 21, January 1995

Directory of Faculty Contracts and Bargaining Agents In Institutions of Higher Education

Frank R. Annunziato



**THE NATIONAL CENTER FOR THE STUDY OF COLLECTIVE BARGAINING IN
HIGHER EDUCATION AND THE PROFESSIONS, SCHOOL OF PUBLIC AFFAIRS,
BARUCH COLLEGE - THE CITY UNIVERSITY OF NEW YORK**

**NATIONAL CENTER FOR THE STUDY OF COLLECTIVE
BARGAINING IN HIGHER EDUCATION AND THE PROFESSIONS**

The National Center is an impartial, nonprofit educational institution serving as a clearinghouse and forum for those engaged in collective bargaining (and the related processes of grievance administration and arbitration) in colleges and universities and the professions. Operating on the campus of Baruch College, City University of New York, the Center addresses its research to scholars and practitioners in these fields.

Membership consists of institutions and individuals from all regions of the United States and Canada. Activities are financed primarily by membership, conference and workshop fees, foundation grants, and income from various services and publications made available to members and the public.

Inquiries regarding membership, publication or research orders should be addressed to the National Center for the Study of Collective Bargaining in Higher Education and the Professions, Baruch College, CUNY, 17 Lexington Avenue, Box G-1050, New York, New York 10010, (212) 387-1510.

* * * * *

Copyright © 1995 in U. S. A.
By The National Center for the Study of Collective
Bargaining in Higher Education and the Professions
School of Public Affairs
Baruch College, City University of New York

All rights reserved. No part of this publication may be reproduced, stored in a retrieval system, or transmitted in any form or by any means, electronic, mechanical, photocopying, recording, or otherwise, without the prior permission of the publisher.

Price: \$40.00

ISSN 0276-7805

TABLE OF CONTENTS

	PAGE
INTRODUCTION: UNIONIZATION AMONG FACULTY, 1994	v
FACULTY CONTRACTS AND BARGAINING AGENTS, U.S.	3
ADJUNCT FACULTY CONTRACTS AND BARGAINING AGENTS, U.S.	85
GRADUATE EMPLOYEE BARGAINING AGENTS IN THE U.S.	97
FACULTY COLLECTIVE BARGAINING AT CANADIAN UNIVERSITIES	103
SUMMARY OF ELECTIONS, U.S. - 1994	115
STATISTICAL ANALYSIS	
Table One - RECOGNIZED FACULTY BARGAINING AGENTS -- PUBLIC AND PRIVATE, 1995	119
Table Two - FACULTY BARGAINING AGENTS IN TWO- AND FOUR-YEAR INSTITUTIONS, 1995	120
Table Three - FACULTY COLLECTIVE BARGAINING AGREEMENTS, 1995	121
Table Four - ANALYSIS OF BARGAINING AGENTS AND COLLECTIVE BARGAINING AGREEMENTS, 1995	122
Table Five - FACULTY BARGAINING AGENTS AND COLLECTIVE BARGAINING AGREEMENTS (CBAs), PUBLIC AND PRIVATE INSTITUTIONS, 1974-1994	123
Table Six - FACULTY BARGAINING AGENTS AND COLLECTIVE BARGAINING AGREEMENTS IN TWO- AND FOUR-YEAR INSTITUTIONS, 1974-1994	124
Table Seven - FACULTY REPRESENTED BY CERTIFIED BARGAINING AGENTS, 1995	125
Table Eight - FACULTY REPRESENTED BY CERTIFIED BARGAINING AGENTS, 1995	126

	PAGE
Table Nine	127
- CAMPUSES REPRESENTED BY RECOGNIZED FACULTY BARGAINING AGENTS -- PUBLIC AND PRIVATE, 1995	
Table Ten	128
- GEOGRAPHIC DISTRIBUTION OF UNIONIZED FACULTY, 1995	
Table Eleven	130
- BARGAINING AGENTS BY STATE, 1995	
Table Twelve	131
- SUMMARY OF DECERTIFICATIONS	
Table Thirteen	132
- ROSTER OF INSTITUTIONS AFFECTED BY THE <u>YESHIVA</u> DECISION	
Table Fourteen	134
- COLLEGE CLOSINGS	
Table Fifteen	135
- STATUS OF PUBLIC SECTOR COLLECTIVE BARGAINING LEGISLATION	
Table Sixteen	136
- MERGED BARGAINING AGENTS	
Table Seventeen	137
- OTHER NATIONAL UNIONS REPRESENTING FACULTY	
Table Eighteen	138
- BARGAINING AGENTS CITED IN THIS DIRECTORY	
 "NO-AGENT" VOTES, 1971-1994	 142
 INDEX OF U.S. AND CANADIAN INSTITUTIONS CITED IN 1995 DIRECTORY	 151

UNIONIZATION AMONG COLLEGE FACULTY

January 1, 1994 through December 31, 1994

INTRODUCTION

Increases in the number of unionized faculty members and bargaining agents occurred during 1994. Academic unions now represent 242,221 professors, a growth of 7,651 (3.2 percent) from last year's Directory. We can now report 502 bargaining agents on 1,075 campuses throughout the United States.

These increases can be attributed to three sources. First, unions won 8 out of 11 collective bargaining elections during 1994 to determine new bargaining agents. Secondly, existing bargaining units grew in size as many institutions hired additional faculty. Thirdly, the Center has included three colleges in this Directory which have been incorrectly omitted in the past. The private sector Curry College in Massachusetts has had a collective bargaining relationship with the AAUP for many years. Past editions of this Directory have listed Curry as an institution which decertified the faculty union through a Yeshiva-like claim with the NLRB. This was incorrect information. Both the AAUP and the Curry College administration have verified that collective bargaining is alive and well at Curry.

We have also included the faculty unit at Maricopa County Community College (AAUP) in Arizona for the first time in this Directory and the professional unit at Southeast Community College, Nebraska, represented by the NEA. Both Maricopa and Southeast should have been incorporated in past editions of the Directory. We are grateful to the union and administrative representatives from these institutions for pointing out these oversights to us.

Public colleges and universities employ 231,496 unionized faculty members, with 432 bargaining agents on 987 public sector campuses. Four-year public colleges and universities comprise 128,116 faculty members, 93 bargaining agents on 332 campuses. Two-year public colleges have 103,380 unionized faculty members, 339 bargaining agents on 655 campuses.

There are only 10,725 unionized faculty members in the nation's private colleges and universities, with 70 bargaining agents on 88 campuses. The overwhelming majority of these are employed at private four-year colleges and universities: 10,138, with 60 bargaining agents on 74 campuses. We can only report 587 faculty members on 14 two-year private sector campuses, represented by 10 bargaining agents.

Eleven collective bargaining elections took place during 1994. Faculty members chose new collective bargaining agents in eight of these and changed agents in one election. In another election, one national union withstood a challenge from another

national union. In the final election we can report upon, the faculty voted to continue their no-agent status, against a campaign waged by two national unions.

AGENTS ELECTED

Faculty members chose new collective bargaining agents at eight institutions during 1994. Only one of these took place at a four-year private college, Delaware Valley College in Pennsylvania. The other seven new agents represent faculty members at public sector colleges or universities. Three of these new bargaining agents at public institutions are comprised of full-time faculty members: Cuesta College in California, Eastern Washington University in Washington, and New Mexico Community College in New Mexico. Three of these public sector elections involved part-time faculty members only: Feather River Community College in California, William Rainey Harper Community College in Illinois, and Yuba College in California. In the remaining public sector election, the professional unit at Nebraska State College opted for collective bargaining rights for the first time.

CHANGE OF AGENT ELECTION

The independent faculty union at the University of Scranton, a private four-year institution in Pennsylvania, voted to affiliate with the AAUP.

CHALLENGE TO AGENT ELECTION

The AFT unsuccessfully challenged the NEA at Bellingham Technical College in Washington.

NO-AGENT ELECTION

The faculty at Cerritos Community College in California continued their no-agent status, voting down both the AFT and the NEA.

AAUP

The AAUP participated in two of these eleven elections. At the private sector Delaware Valley College (PA) the AAUP defeated no-agent 68-14, for a unit of 85. At the University of Scranton, also a private institution in Pennsylvania, the independent faculty bargaining agent voted to affiliate with the AAUP, for a unit of 249.

The AAUP and its affiliates, including dual affiliations, now represent 64,298 faculty in 62 bargaining units. These include 38 public and 24 private sector units. Of these, 53 are at four-year and nine are at two-year institutions.

AFT

The AFT participated in seven of these eleven elections and won five of them. At Cuesta College (CA), the AFT defeated no-agent 136-97, for a bargaining unit of 297. At Eastern Washington University (WA), the AFT, in alliance with the NEA, defeated no-agent 183-154 for a bargaining unit of 404. At Feather River Community College (CA), the AFT defeated no-agent 20-3 for a part-time bargaining unit of 45. The AFT defeated no-agent 25-6 for a bargaining unit of 37 at New Mexico Community College (NM). At Yuba College (CA), the AFT defeated no-agent 110-13 for a part-time bargaining unit of 404.

The AFT did not succeed in replacing the NEA as bargaining agent at Bellingham Technical College (WA). The AFT received 17 votes to the NEA's 24, for a bargaining unit of 45. The AFT was also unsuccessful in winning collective bargaining rights at Cerritos Community College (CA). The AFT received 22 votes, the NEA 50 votes, and no-agent 124, for a bargaining unit of 222.

The AFT and its affiliates, including dual affiliations, now represent 102,917 faculty in 163 bargaining units. These include 141 public and 22 private sector units. Of these, 48 are at four-year and 115 are at two-year institutions.

NEA

The NEA participated in four of these eleven elections and won three of them. At Eastern Washington University (WA), the NEA, in alliance with the AFT defeated no-agent 183-154, for a bargaining unit of 404. At William Rainey Harper Community College (IL), the NEA defeated no-agent 60-22 for a part-time bargaining unit of 400. The NEA won a professional unit of 70 at Nebraska State College. The NEA also successfully turned back a challenge by the AFT at Bellingham Technical College (WA), by a vote 24 for the NEA to 17 for the AFT, for a bargaining unit of 45. The NEA unsuccessfully sought bargaining agent status at Cerritos Community College (CA). The vote was: NEA 50, AFT 22, and no-agent 124, for a bargaining unit of 222.

The NEA and its affiliates, including dual affiliations, now represent 88,365 faculty in 229 bargaining units. These include 215 public and 14 private sector units. Of these, 38 are at four-year and 191 are at two-year institutions.

INDEPENDENT AGENTS

By the term independent agent, we mean any faculty bargaining agent which has not affiliated with another state or national union. During 1994, the independent agent at the University of Scranton (PA) voted to affiliate a bargaining unit of 249 with the AAUP.

Independent agents now represent 19,552 faculty in 44 bargaining units. These include 35 public and 9 private sector units. Of these, 13 are at four-year and 31 are at two-year institutions.

DECERTIFICATION

The National Center cannot report any bargaining agent decertification which occurred during 1994.

STRIKES

Four faculty strikes transpired during 1994. In Michigan, the faculty at Oakland University, an affiliate of the AAUP, struck for 2 days. The bargaining unit size is 430.

Also in Michigan, the AAUP-affiliated faculty at Wayne State University struck for 3 days. The bargaining unit size is 1,475.

In New York, a local of the AFT struck for six days at the Brooklyn Campus of the private sector Long Island University. The bargaining unit size is 200.

A second strike at Long Island University broke out at its C.W. Post Center, led by a different AFT local. This strike, which lasted three days, involved a bargaining unit of 350 professors.

LEGISLATION

The National Center cannot report any new state or federal legislation in the area of collective bargaining legislation in higher education during 1994.

FIRST CONTRACTS SIGNED

The National Center has no reports of any first contracts signed during 1994.

DEMOGRAPHIC ANALYSIS

While this 1995 Directory shows collective bargaining agents in 33 states, Washington, D.C., and Guam, with Arkansas and New Mexico represented for the first time, faculty higher education collective bargaining remains geographically limited and almost exclusively a phenomenon of public sector institutions.

Two states, California (66,076) and New York (55,250) account for 121,326, or 50 percent of all unionized faculty members. The ten largest states for faculty collective bargaining, listed below, can explain 201,295, or 83 percent, of all unionized faculty members in the United States. Five of these ten largest states are located in the northeast (New York, Pennsylvania, New Jersey, Connecticut, and Massachusetts) and are the

home-states for 96,845 unionized professors, 40 percent of the total. The two west coast states, California (66,076) and Washington (9,189) represent another 75,265 faculty members, 31 percent of all unionized faculty. Put another way, seven states, five in the northeast and two on the west coast can account for 71 percent of the unionized professorate. Only two states in the mid-west, Michigan (10,307) and Illinois (7,985) are listed among the ten largest states for faculty collective bargaining. Florida (10,899) is the only southern state to make this list.

**THE TEN LARGEST STATES FOR HIGHER EDUCATION
COLLECTIVE BARGAINING, BY NUMBER OF FACULTY
REPRESENTED BY UNIONS, 1995**

	STATE	FACULTY
1.	California	66,076
2.	New York	55,250
3.	Pennsylvania	11,491
4.	Florida	10,889
5.	New Jersey	10,610
6.	Michigan	10,307
7.	Connecticut	9,884
8.	Massachusetts	9,614
9.	Washington	9,189
10.	Illinois	7,985

Total 201,295
(83 percent of all unionized
faculty)

Higher education collective bargaining is also drastically limited to public sector institutions. Public colleges and universities employ 231,496, or 95.5 percent of the unionized professorate. Among public institutions, there is a much more even division between four and two-year colleges and universities. Four-year public institutions employ 128,116 faculty members, 55 percent of unionized faculty at all public institutions (128,116/231,496). Two-year colleges employ 103,380 unionized professors, or 45 percent of all unionized professors at public institutions (103,380/231,496).

ACKNOWLEDGMENTS

The National Center could not publish this Directory without the kind assistance of many individuals. First, we are enormously grateful to the college and university administrators in unionized institutions who provide us with the information every year to update this work.

We also must thank the leadership and staff of the three major academic unions, the AAUP, AFT, and NEA for keeping us informed about new bargaining agents, elections, strikes, court decisions, and organizing campaigns. We also must acknowledge the help that the Canadian faculty unions extend to us with the updating of the Canadian section. We receive our Canadian information from the Canadian Association of University Teachers (CAUT), the Fédération Québécoise des Professeures and Professeurs d'Université (FQPPU), and the Ontario Public Service Employees Union (OPSEU).

At Baruch College, college assistants Karen Daniel and Israel Alvarez, and work/study student, Louis Beaugris provided invaluable contributions with data collection and input. The National Center's Administrative Director, Beth Hillman Johnson, supervised the Directory's data collection, editing, and production processes.

We extend a special thank you to the Baruch College administration for the support it has given the Center this past year, especially to President Matthew Goldstein, Provost Lois Cronholm, and Acting Dean of the School of Public Affairs, Ronald Berkman.

We urge our readers once again to inform us of any errors or omissions in this Directory. Your comments during the past year have been very helpful to us.

Frank R. Annunziato, Ph.D.
Director, National Center for
the Study of Collective
Bargaining in Higher Education
and the Professions

**FACULTY CONTRACTS AND BARGAINING AGENTS
IN PUBLIC AND PRIVATE INSTITUTIONS
IN THE UNITED STATES**



**FACULTY CONTRACTS AND BARGAINING AGENTS
IN PUBLIC AND PRIVATE INSTITUTIONS¹**

Institution	Bargaining Agent +	Unit Size	Cur. Agent Elected	Initial Contract ++	2/4 Yr. College	No. of Campuses#	Contract Expiration
<u>ALASKA</u>							
Prince William Sound Community College ²	ACCFT Local 2404, AFT	7	1974	1974	2	3	6/30/94
Copper Basin Campus					2		
Cordova Campus					2		
Valdez Campus					2		
<u>ARIZONA</u>							
Maricopa County Community College District	AAUP	400	1994		2	1	1995
Pima County Community College District	PCCEA/AEA/ NEA	287	1978	1978	2	5	6/30/93
Community Campus					2		
Desert Vista Campus					2		
Downtown Campus					2		
East Campus					2		
West Campus					2		

Institution	Bargaining Agent +	Unit Size	Cur. Agent Elected	Initial Contract + +	2/4 Yr. College	No. of Campuses#	Contract Expiration
<u>ARKANSAS</u>							
University of Arkansas/ Little Rock	NEA	200	1994		4	1	
<u>CALIFORNIA</u>							
Antelope Valley College	AFT	128 ft 250 pt	1990	1990	2	1	6/30/96
Barstow Community College	CTA/NEA	30 ft 77 pt	1979	1979	2	1	6/30/92
Butte College	CTA/NEA CWA	175 ft 525 pt	1978 1990	1978 1991	2	1	6/30/97 12/31/93
Cabrillo College	AFT	196 ft 338 pt	1984	1986	2	1	6/30/93
California State University System	CFA/ AAUP/NEA	18,400	1982	1982	4	20	11/1/95
Cal. Polytech. St. Univ.					4		
Cal. St. Univ.-Bakersfield					4		
Cal. St. Polytech. Univ.-Pomona					4		
Cal. St. Univ.-Chico					4		
Cal. St. Univ.-Dominguez Hills					4		
Cal. St. Univ.-Fresno					4		
Cal. St. Univ.-Fullerton					4		
Cal. St. Univ.-Hayward					4		

Institution	Bargaining Agent +	Unit Size	Cur. Agent Elected	Initial Contract + +	2/4 Yr. College	No. of Campuses#	Contract Expiration
California State University System (Cont.)							
Cal. St. Univ.-Long Beach					4		
Cal. St. Univ.-Los Angeles					4		
Cal. St. Univ.-Northridge					4		
Cal. St. Univ.-Sacramento					4		
Cal. St. Univ.-San Bernardino					4		
Cal. St. Univ.-San Marcos					4		
Cal. St. Univ.-Stanislaus					4		
Humboldt St. Univ.					4		
San Diego St. Univ.					4		
San Francisco St. Univ.					4		
San Jose St. Univ.					4		
San Luis Obispo					4		
Sonoma St. Univ.					4		
Chabot-Las Positas Community College District							
	Ind. (CLPFA)	297 ft	1990	1979	2	2	6/30/93
	(CTA/NEA 1978)	490 pt					
Chabot College							
					2		
Las Positas College							
					2		
Chaffey College							
	CTA/NEA	162 ft	1980	1981	2	1	6/30/95
		363 pt					
Citrus College							
	CTA/NEA	129 ft	1976	1977	2	1	6/30/94
		230 pt					

Institution	Bargaining Agent +	Unit Size	Cur. Agent Elected	Initial Contract + +	2/4 Yr. College	No. of Campuses#	Contract Expiration
CALIFORNIA (Cont.)							
*Claremont Colleges	OPEIU ³		1972		4	6 ⁴	
Coast Community College District	AFT	586	1979	1980	2	3	6/30/95
Coastline Comm. Col.					2		
Golden West Comm. Col.					2		
Orange Coast Comm. Col.					2		
o Part-time	CTA/NEA	1,232	1979	1980	2	3	9/1/96
o College of Marin ⁵	AFT (CTA/NEA 1976)	141 ft 150 pt (Credit)	1978	1980	2	2	6/30/95
Indian Valley Campus Kentfield Campus		150 pt (Non-Credit)			2 2		
College of the Redwoods	Ind.	117 ft 272 pt	1977	1977	2	1 ⁶	8/31/94
College of the Sequoias	CTA/NEA/ CWA	145 ft 238 pt	1976 1994	1977	2 2	1 1	6/30/93
Compton Community College	AFT	94 ft 113 pt	1978	1979	2	1	6/30/92
Contra Costa Community College District	Ind.	471 ft 522 pt	1976	1977		3	6/30/96

Institution	Bargaining Agent +	Unit Size	Cur. Agent Elected	Initial Contract + +	2/4 Yr. College	No. of Campuses#	Contract Expiration
Contra Costa Community College District (Cont.)							
Contra Costa Col.					2		
Diablo Valley Col.					2		
Los Medanos Col.					2		
Cuesta College	AFT	297	1994		2	1	
Desert Community College District (College of the Desert) ⁷	CTA/NEA	122 ft	1988	1988	2	1	6/30/95
El Camino Community College	AFT	312 ft 528 pt	1976	1977	2	1	12/31/92
Feather River Community College	AFT	24 ft 45 pt	1989 1994	1990	2	1	6/30/95
Foothill-DeAnza Community College District	Ind.	638 ft 727 pt	1977	1977	2	4	6/30/92
DeAnza Col.					2		
Foothill Col.					2		
Middlefield Col.					2		
Sunnyvale Col.					2		
Gavilan College	CTA/NEA	77 ft	1977	1977	2	1	6/30/92

Institution	Bargaining Agent +	Unit Size	Cur. Agent Elected	Initial Contract + +	2/4 Yr. College	No. of Campuses#	Contract Expiration
CALIFORNIA (Cont.)							
Glendale Community College	AFT	201 ft 511 pt	1979	1980	2	1	6/30/94
Grossmont/Cuyamaca Community College District	Ind. (CTA/NEA 1977)	293 ft 548 pt	1984	1978	2	2	6/30/93
Cuyamaca Col. Grossmont Col.					2 2		
Hartnell Community College	CTA/NEA	97 ft 231 pt	1979	1979	2	1	6/30/92
Imperial Valley College	CCA/CTA/ NEA	94 ft 210 pt	1981	1984	2	1	6/30/95
Kern Community College District	CTA/NEA	340 ft 556 pt	1977	1977	2	3	6/30/94
Bakersfield Col. Cerro Coso Col. Porterville Col.					2 2 2		
Lassen Community College	AFT	43 ft	1986	1988	2	1	6/30/94
Long Beach City College	CTA/NEA	299 ft	1978	1979	2	2	9/30/96
Liberal Arts Campus Pacific Coast Campus					2 2		

Institution	Bargaining Agent +	Unit Size	Cur. Agent Elected	Initial Contract++	2/4 Yr. College	No. of Campuses#	Contract Expiration
Long Beach City College (Cont.)							
o Part-time	CTA/NEA	600	1990	1991			6/30/93
Los Angeles Community College System	AFT	1,641 ft 1,969 pt	1977	1978	2	9	9/29/96
East L.A. Col.					2		
L.A. City Col.					2		
L.A. Harbor Col.					2		
L.A. Mission Col.					2		
L.A. Pierce Col.					2		
L.A. Southwest Col.					2		
L.A. Trade-Tech. Col.					2		
L.A. Valley Col.					2		
West L.A. Col.					2		
Los Rios Community College System	AFT	753 ft 1,500 pt	1977	1977	2	3	6/30/96
American River Col.					2		
Cosumnes River Col.					2		
Sacramento City Col.					2		
Mendocino College	CTA/NEA	160 pt	1994		2	1	6/30/94
Merced College	CTA/NEA	146 ft 346 pt	1976	1977	2	1	6/30/92

Institution	Bargaining Agent +	Unit Size	Cur. Agent Elected	Initial Contract + +	2/4 Yr. College	No. of Campuses#	Contract Expiration
CALIFORNIA (Cont.)							
Monterey Peninsula Community College	CTA/NEA	140 ft 167 pt	1978	1980	2	1	6/30/96
Mount San Antonio College	CTA/NEA	279 ft 417 pt	1976	1978	2	1	12/31/96
Mount San Jacinto College	CTA/NEA	63 ft	1976	1977	2	2	6/30/93
Napa Valley College	CTA/NEA	99 ft 167 pt	1977	1979	2	1	6/30/92
North Orange County Community College District	CTA/NEA	515 ft	1979	1981	2	2	6/30/95
Cypress Col. Fullerton Col.					2 2		
Ohlone College	Ind.	125 ft 300 pt	1979		2	1	6/30/92
Palo Verde College	CTA/NEA (AFT 1976)	19 ft 38 pt	1980	1976	2	1	6/30/94
Pasadena City College	CTA/NEA	348 ft	1979	1979	2	1	6/30/97
Peralta Community College District	AFT/CFT	370 ft 500 pt	1979	1980	2	4	6/30/94

Institution	Bargaining Agent +	Unit Size	Cur. Agent Elected	Initial Contract ++	2/4 Yr. College	No. of Campuses#	Contract Expiration
Peralta Community College District (Cont.)							
Col. of Alameda					2		
Laney College					2		
Merritt Col.					2		
Vista Col.					2		
Rancho Santiago Com. College District							
	Ind.	261 ft 929 pt	1978		2	3 ⁸	6/30/95
o Cont. Educ. Facul.							
	CTA/NEA	21 ft 488 pt	1977		2	2	6/30/95
Rio Hondo Comm. Col.							
	CTA/NEA	160 ft 500 pt	1979	1980	2	1	6/30/95
Riverside Community College District							
	CTA/NEA	220 ft 565 pt	1978	1979	2	3	6/30/94
Saddleback Community College District							
	CTA/NEA	302 ft 682 pt	1976	1976	2	2	6/30/94
Irvine Valley Col. Saddleback Col.							
					2		
					2		
San Bernardino Community College District							
	CTA/NEA	232 ft 411 pt	1984	1989	2	2	1/31/93

Institution	Bargaining Agent +	Unit Size	Cur. Agent Elected	Initial Contract ++	2/4 Yr. College	No. of Campuses#	Contract Expiration
San Bernardino Community College District (Cont.)							
Crafton Hills Community Col.					2		
San Bernardino Valley Col.					2		
San Diego Community Colleges	AFT (CTA/NEA 1977)	489 ft 1,564 pt	1987	1977	2	3	12/31/96
San Diego City Col.					2		
San Diego Mesa Col.					2		
San Diego Miramar Col.					2		
San Diego Community College Adult Educ. System	AFT	93 ft 719 pt	1977	1977	2	10	12/31/95
Centre City/Skills Center					2		
Cesar Chavez Center					2		
Clairemont Mesa Campus Center					2		
Ed. Cultural Complex Campus Center					2		
Kearney Mesa Campus					2		
Mid-City Center					2		
Miramar Campus					2		
Mission Bay Campus					2		
Navajo Campus Center					2		
Point Loma Campus					2		
*San Francisco Art Institute	Ind.(SFAIFU)	35	1984	1984	4	1	6/30/96

Institution	Bargaining Agent +	Unit Size	Cur. Agent Elected	Initial Contract + +	2/4 Yr. College	No. of Campuses#	Contract Expiration
CALIFORNIA (Cont.)							
San Francisco Community College	AFT	792 ft 979 pt	1978	1979	2	2 ^a	6/30/92
City Col. of San Fran. Comm. Col. Centers					2		
					2		
San Joaquin Delta Col.	CTA/NEA	208 ft 425 pt	1977	1977	2	1	6/30/95
San Jose/Evergreen Com. College District	Ind. (CTA/NEA 1977)	252 ft 604 pt	1989	1978	2	2	4/30/93
Evergreen Valley Col. San Jose City Col.					2		
					2		
San Mateo County Com. College District	AFT (NEA 1977)	387 ft 746 pt	1982	1978	2	3	6/30/95
Canada Col.					2		
Col. of San Mateo Skyline Col.					2		
					2		
Santa Barbara City College	Ind.	198 ft	1986	1987	2	1	12/31/95
Santa Clarita Community College District ¹⁰	CTA/NEA	68 ft 192 pt	1977	1978	2	1	6/30/94

Institution	Bargaining Agent +	Unit Size	Cur. Agent Elected	Initial Contract + +	2/4 Yr. College	No. of Campuses#	Contract Expiration
CALIFORNIA (Cont.)							
Santa Monica Community College	Ind.	277 ft 399 pt	1978	1979	2	1	12/31/93
Santa Rosa Jr. Col. Full-time/ Adjunct Faculty Unit "B"	Ind.	272 ft 922 pt	1989	1990	2	1	6/96
o Seniors Program, Unit "B"	AFT	59	1989	1991	2	1	6/96
Shasta College	CTA/NEA	144 ft 250 pt	1976	1976	2	1 ¹¹	6/30/96
Sierra Joint Community College District	CTA/NEA	130 ft 372 pt	1977	1978	2	1	6/30/96
Solano Community College	CCA/CTA/NEA	141 ft 243 pt	1976	1977	2	1	6/30/94
Southwestern Community College District	CTA/NEA	214 ft	1977	1979	2	2	12/31/94
San Ysidro Educ. Center Southwestern Col.					2	2	
State Center Community College District	AFT	336 ft 575 pt	1977 1992	1977	2	2 ¹²	6/30/94

Institution	Bargaining Agent +	Unit Size	Cur. Agent Elected	Initial Contract + +	2/4 Yr. College	No. of Campuses#	Contract Expiration
State Center Community College District (Cont.)							
Fresno City Col.			2				
Kings River Comm. Col.			2				
Taft College	CTA/NEA	23 ft 31 pt	1976	1977	2	1	12/31/94
University of California							
o Lecturers	AFT	1,259	1984	1986	4	9	6/30/97
o Librarians	UFL/AFT	407	1983	1984	4	9	6/30/96
Berkeley					4		
Davis					4		
Irvine					4		
Los Angeles					4		
Riverside					4		
San Diego					4		
San Francisco					4		
Santa Barbara					4		
Santa Cruz					4		
o Faculty	SCFA/AAUP	392	1981	1982	4	1 ¹³	6/30/95
*Univ. of San Francisco	AFT (Ind. 1975)	250 ft	1982	1976	4	1	7/31/98

Institution	Bargaining Agent +	Unit Size	Cur. Agent Elected	Initial Contract + +	2/4 Yr. College	No. of Campuses#	Contract Expiration
*Univ. of San Francisco (Cont.)							
o Adjunct Faculty	AFT	350 pt	1981	1985	4	1	12/30/95
*Univ. of San Francisco Law School	Ind.	35	1973	1974	4	1	6/30/93
Ventura County Community College District	AFT	393 ft 700 pt	1977	1978	2	3	6/30/97
Moorpark Col.					2		
Oxnard Col.					2		
Ventura Col.					2		
Victor Valley College	CTA/NEA	89 ft	1976	1978	2	1	6/30/95
West Hills College	CTA/NEA	50 ft	1977	1977	2	1	6/30/93
West Valley Mission Community College District	Ind. (ACE 1984)	329 ft 588 pt	1993	1985	2	2	6/30/95
Mission Col.					2		
West Valley Col.					2		
Yosemite Com. College District	Ind. (CTA/NEA 1976)	288 ft 180 pt	1989	1978	2	2	6/30/91
Columbia Col.					2		
Modesto Jr. Col.					2		

Institution	Bargaining Agent +	Unit Size	Cur. Agent Elected	Initial Contract + +	2/4 Yr. College	No. of Campuses#	Contract Expiration
CALIFORNIA (Cont.)							
Yuba Comm. College	YCFA/AAUP AFT (Ind. CTA/ NEA 1976)	111 ft 412 pt	1993 1994	1978	2	3	6/30/94
COLORADO							
*Regis University	AAUP	77 ft	1973	1973	4	1	8/31/96

CONNECTICUT

- Connecticut Community and Technical College System¹⁴
- Asnuntuck Community-Technical Col.
- Capital Community-Technical Col.
- Gateway Community-Technical Col.
- Housatonic Community-Technical Col.
- Manchester Community-Technical Col.
- Middlesex Community-Technical Col.
- Naugatuck Valley Comm.-Tech. Col.
- Northwestern Comm. Comm. Col.
- Norwalk Comm.-Tech. Col.
- Quinebaug Valley Comm.-Tech. Col.
- Three Rivers Comm.-Tech. Col.
- Tunxis Comm.-Tech. Col.

2
2
2
2
2
2
2
2
2
2
2
2

Institution	Bargaining Agent +	Unit Size	Cur. Agent Elected	Initial Contract + +	2/4 Yr. College	No. of Campuses#	Contract Expiration
Connecticut Community and Technical College System (Cont.)							
A. Community Colleges Faculty	CCCC/SEIU	560 ft 1,691 pt	1987	1977	2	12	6/30/94
B. Technical Colleges Faculty	AFT	167 ft 261 pt	1976 1992	1977	2	5	7/1/93
C. Comm./Tech. Colleges Administrators	CCCC/ AFSCME	379 ft 346 pt					2/1/94
Connecticut State Univ. System	AAUP	2,285	1976	1976	4	4	8/23/96
Central Conn. St. Univ.					4		
Eastern Conn. St. Univ.					4		
Southern Conn. St. Univ.					4		
Western Conn. St. Univ.					4		
o Admin. Faculty	AFSCME	358	1976	1977	4	4	6/30/97
*Mitchell College	AFT	24	1994	1975	2	1	6/30/96
*Quinnipiac College	AFT	155 ft	1975	1975	4	1	6/30/92
*Teikyo Post University ¹⁵	AAUP (PCFA 1978, PCTA/AAUP)	27	1990	1979	4	1	8/31/93

Institution	Bargaining Agent +	Unit Size	Cur. Agent Elected	Initial Contract + +	2/4 Yr. College	No. of Campuses#	Contract Expiration
<u>CONNECTICUT (Cont.)</u>							
U. S. Coast Guard Academy	AFGE	35	1975	1978	4	1	6/15/94
Univ. of Connecticut	AAUP	1,311	1976	1977	2/4	6	6/30/96
Hartford					4		
Southeastern					2		
Stamford					4		
Storrs					4		
Torrington					4		
Waterbury					4		
o Non-Teaching Professionals	UCPEA/CSFT/AFT	885	1976	1977	4	6	6/30/94
o Health Center	AFT	1,400	1978	1978	4	1	6/30/93
<u>DELAWARE</u>							
Delaware State University	AAUP	207	1977	1981	4	1	8/31/94
University of Delaware	AAUP	871 ft	1972	1973	4	1	8/31/96
<u>DISTRICT OF COLUMBIA</u>							
*American University ESL Teaching Staff	Ind.(ELIFA)	24 pt	1982	1982	4	1	4/30/96

Institution	Bargaining Agent +	Unit Size	Cur. Agent Elected	Initial Contract + +	2/4 Yr. College	No. of Campuses#	Contract Expiration
<u>DISTRICT OF COLUMBIA</u> (Cont.)							
University of the District of Columbia	NEA	430	1978	1980	4	1	9/30/93
<u>FLORIDA</u>							
Brevard Community College	UFF/NEA ¹⁶ (AFT 1976, UCCFF 1977)	235	1981	1981	2	4	8/1/96
Cocoa Campus					2		
Melbourne Campus					2		
Palm Bay Campus					2		
Titusville Campus					2		
Broward Community College	UFF/NEA (UFF/AFT/AAUP 1981, UFF/NEA/ AAUP 1983)	330	1983	1981	2	4	8/1/95
Allied Health Center Campus					2		
Central Campus					2		
North Campus					2		
South Campus					2		
Chipola Junior College	UFF/NEA (NEA 1983)	70	1976		2	1	8/4/94
Edison Community College	AFT (ECCFF 1977)	100	1976	1979	2	3	6/30/95

Institution	Bargaining Agent +	Unit Size	Cur. Agent Elected	Initial Contract + +	2/4 Yr. College	No. of Campuses#	Contract Expiration
Edison Community College (Cont.)							
Collier Co. Campus							
*Edward Waters College	AAUP	50	1992		4	1	
Hillsborough Community College	UFF/FUSA/NEA (FUSA/NEA 1974)	256	1983	1974	2	4	8/20/95
Brandon Learning Center							
Dale Mabry Campus					2		
Plant City Campus					2		
Ybor Campus					2		
Indian River Community College	AAUP	165 ft	1973	1975	2	1	7/31/95
Palm Beach Community College	UFF/NEA (AFT ¹⁷ 1975, UCCFF 1977)	200	1975	1978	2	4	6/30/94
Central Campus					2		
Eissey Campus					2		
Glade Campus					2		
South Campus					2		
Pensacola Junior College	UFF/NEA	232	1985	1987	2	3	6/30/96
Milton Campus					2		

Institution	Bargaining Agent +	Unit Size	Cur. Agent Elected	Initial Contract + +	2/4 Yr. College	No. of Campuses#	Contract Expiration
Pensacola Junior College (Cont.)							
Pensacola Campus					2		
Warrington Campus					2		
*Saint Leo College	UFF/NEA (AFT 1976)	56	1979	1978	4	1	6/1/96
State University of Florida System							
	UFF/FTP/NEA (UFF/AFT ¹⁶)	7,695 ft 1,500 pt	1976	1976	4	10	6/30/95
Florida Agric. & Mech. Univ.					4		
Florida Atlantic Univ.					4		
Florida Gulf Coast University					4		
Florida Int'l Univ.					4		
Florida State Univ.					4		
Univ. of Central Florida					4		
Univ. of Florida					4		
Univ. of N. Florida					4		
Univ. of S. Florida					4		
Univ. of W. Florida					4		

HAWAII

University of Hawaii	UHPA/AAUP/NEA	3,421 ft	1974	1975	2/4	10	6/30/95
Hawaii Comm. Col.					2		
Honolulu Comm. Col.					2		
Kapiolani Comm. Col.					2		

Institution	Bargaining Agent +	Unit Size	Cur. Agent Elected	Initial Contract + +	2/4 Yr. College	No. of Campuses#	Contract Expiration
University of Hawaii (Cont.)							
Kauai Comm. Col.					2		
Leeward Comm. Col.					2		
Maui Comm. Col.					2		
UH - Hilo Campus					4		
UH - Manoa Campus					4		
UH - West Oahu Campus					4		
Windward Comm. Col.					2		
ILLINOIS							
23 Belleville Area College	AAUP/AFT	125 ft	1967	1967	2	3	8/15/96
Belleville Campus					2		
Granite Campus					2		
Red Bud Campus					2		
Black Hawk College	IFT/AFT	196	1984		2	2	8/97
East Campus	UAW	160	1990		2		6/30/95
Quad Campus	IEA, NEA	10	1992		2		6/30/96
*Carl Sandburg College	IEA/NEA	59 ft	1975		2	2	8/31/96
Branch Campus					2		
Main Campus					2		
City Colleges of Chicago (Cook County)	AFT	850 ft	1966	1967	2	7	7/15/96

Institution	Bargaining Agent +	Unit Size	Cur. Agent Elected	Initial Contract + +	2/4 Yr. College	No. of Campuses#	Contract Expiration
City College of Chicago (Cook County) (Cont.)							
Kennedy-King Col.					2		
Malcolm X Col.					2		
Olive-Harvey Col.					2		
Richard J. Daley Col.					2		
Truman Col.					2		
Washington Col.					2		
Wright Col.					2		
College of DuPage	NEA (Ind. 1984)	330	1989	1984	2	1	6/11/95
College of Lake County	AFT (NEA 1971)	187 ft	1973	1973	2	1	8/13/95
Danville Area College	NEA	65	1983	1983	2	1	6/30/95
Elgin Community College	AFT	115 ft	1984	1984	2	1	12/31/94
	AFT	41 pt	1993		2		
Highland Com. College	AFT	46 ft 2 pt	1968	1968	2	1	8/20/96
Illinois Board of Gov. ¹⁹ Universities	UPI/IFT/ AFT	1,750	1976	1977	4	5	8/31/95
Chicago St. Univ.					4		
Eastern Illinois Univ.					4		
Governors St. Univ.					4		

Institution	Bargaining Agent +	Unit Size	Cur. Agent Elected	Initial Contract ++	2/4 Yr. College	No. of Campuses#	Contract Expiration
Illinois Board of Gov. Universities (Cont.)							
Northeastern Illinois Univ. Western Illinois Univ.		4 4					
Illinois Central College	Ind.	193 ft 400 pt	1977	1977	2	1	7/31/93
Illinois Eastern Com. Colleges	IEA/NEA	94	1985	1985	2	4	9/1/96
Frontier Community Col. Lincoln Trail Col. Olney Central Col. Wabash Valley Col.					2 2 2 2		
Illinois Valley Com. College	AFT	76 ft	1966	1966	2	1	8/18/94
John A. Logan College	IEA/NEA	85 ft	1972	1972	2	1	8/15/96
Joliet Junior College	AFT	157 ft	1967	1967	2	2	6/30/99
Kankakee Com. College	AFT	50	1984	1985	2	1	8/97
Kaskaskia College	AFT (NEA 1984)	69	1991	1985	2	1	8/15/95
Kishwaukee College	IFT/AFT	75 ft	1986	1986	2	1	8/95

Institution	Bargaining Agent +	Unit Size	Cur. Agent Elected	Initial Contract + +	2/4 Yr. College	No. of Campuses#	Contract Expiration
ILLINOIS (Cont.)							
Lake Land College	AFT	125 ft	1968	1970	2	1	8/21/94
Lewis and Clark Com. College	IEA/NEA	79 ft	1979	1979	2	1	7/31/94
Lincoln Land Community College	AFT	117	1986	1986	2	1	8/15/95
McHenry County College	NEA	73 ft	1971	1972	2	1	8/96
Moraine Valley Community College	AFT	185	1972	1972	2	1	6/30/95
Morton College	AFT	53 ft	1967		2	1	8/16/95
Northern Illinois U.	AFT	140 temp.	1992	1994	4	1	6/30/95
Oakton Community College	IEA/NEA	151	1986	1986	2	1	8/15/95
o Adjunct Faculty	IEA/NEA	118 pt	1985	1987	2	1	8/10/96
Parkland College	Ind.(PAE)	149 ft	1985	1987	2	1	8/14/94
Prairie State College	AFT	94 ft	1969	1969	2	1	8/97
Rend Lake College	AFT	55	1985	1986	2	1	8/10/92

Institution	Bargaining Agent +	Unit Size	Cur. Agent Elected	Initial Contract ++	2/4 Yr. College	No. of Campuses#	Contract Expiration
ILLINOIS (Cont.)							
Richland Com. College	AFT/IFT	67	1984/85	1986	2	1	6/30/97
Sangamon State Univ.	AFT	162	1986	1988	2	1	6/30/97
Sauk Valley Community College	NEA	60 ft	1969	1970	2	1	6/30/92
Shawnee Com. College	NEA	42	1984	1984	2	1	8/15/96
South Suburban College ²⁰	AFT	125	1971	1972	2	1	8/15/95
Southeastern Illinois College	NEA	67	1985	1984	2	1	8/19/97
Spoon River College	NEA	35	1973	1976	2	1	9/1/92
State Community College of East St. Louis ²¹	IFT/AFT	31	1980	1982	2	1	6/30/95
Triton College	AFT	228 ft	1973		2	1	6/30/92
Waubensee Com. College	AFT	75	1968	1970	2	1	6/30/96
William Rainey Harper College	AFT NEA	219 400 pt	1976 1994	1976	2	1	8/15/96

Institution	Bargaining Agent +	Unit Size	Cur. Agent Elected	Initial Contract ++	2/4 Yr. College	No. of Campuses#	Contract Expiration
IOWA							
Des Moines Area Com. College	NEA	270 ft	1976	1976	2	5	8/14/95
Ankeny Campus					2		
Boone Campus					2		
Carroll Campus					2		
Newton Campus					2		
Urban Campus					2		
Eastern Iowa Community College District IX	NEA	148 ft	1975	1976	2	3	8/13/95
Clinton Comm. Col.					2		
Muscatin Comm. Col.					2		
Scott Comm. Col.					2		
Hawkeye Institute of Technology	NEA	118 ft	1980	1981	2	1	6/30/91
Iowa Central Community College	NEA	92 ft	1975	1976	2	1	6/30/93
Iowa Lakes Com. College	NEA	83 f/pt	1975	1976	2	2	6/30/94
North Campus					2		
South Campus					2		
Iowa Western Community College	NEA	108 ft	1975	1976	2	2	8/18/95

Institution	Bargaining Agent +	Unit Size	Cur. Agent Elected	Initial Contract + +	2/4 Yr. College	No. of Campuses#	Contract Expiration
Iowa Western Community College (Cont.)							
Clarinda Campus					2		
Council Bluffs Campus					2		
Kirkwood Com. College	NEA	200 ft	1975	1976	2	2	8/29/97
Cedar Rapids Campus					2		
Iowa City Campus					2		
Northeast Iowa Community College (Area I)	NEA	90 ft 53 pt	1975	1976	2	2	8/15/95
Calmar Campus					2		
Peosta Campus					2		
Northwest Iowa Community College (Area IV)	NEA	32 ft	1975	1976	2	1	6/30/95
Southeastern Community College	NEA	89 ft	1987	1976	2	2	6/30/95
North Campus					2		
South Campus					2		
Southwestern Community College	NEA	44 ft	1975	1976	2	2	7/31/90

Institution	Bargaining Agent +	Unit Size	Cur. Agent Elected	Initial Contract ++	2/4 Yr. College	No. of Campuses#	Contract Expiration
Southwestern Community College (Cont.)							
Creston					2		
Red Oak					2		
University of Northern Iowa	ISEA (AAUP/NEA ²² 1976)	680 f/pt	1991	1977	4	1	6/30/95
Western Iowa Tech Com. College	NEA ²³	76 ft 12 pt	1976	1978	2	1	8/14/95
<u>KANSAS</u>							
Butler County Community College	NEA	112 ft	1971	1971	2	1	7/31/95
Cloud County Community College	NEA	48 ft	1970	1973	2	1	6/30/95
Coffeyville Community College	Ind. (NEA 1980)	35 ft	1982	1983	2	1	6/30/96
Colby Community College	NEA (Ind. 1972)	58 ft	1988	1975	2	1	6/30/91
Cowley County Community College	NEA	42	1969	1970	2	1	6/30/94

Institution	Bargaining Agent +	Unit Size	Cur. Agent Elected	Initial Contract + +	2/4 Yr. College	No. of Campuses#	Contract Expiration
KANSAS (Cont.)							
Dodge City Com. College	KEA/NEA (Ind. 1974)	55 ft	1991	1972	2	1	6/30/94
Fort Scott Com. College	Ind.(FSCAPE) (NEA 1974)	34	1984	1985	2	1	5/15/89
Garden City Community College	NEA	70 ft	1971	1973	2	1	6/30/95
Hutchinson Com. College	NEA	72 f/pt		1969	2	1	6/30/96
Independence Community College	NEA	33	1970	1970	2	1	6/30/94
Johnson County Community College	NEA	293 ft	1980	1981	2	1	6/30/96
Kansas City Kansas Com. College	NEA	136 ft	1971	1971	2	1	6/30/93
Labette Com. College	NEA	40	1970	1970	2	2	6/30/95
Main Campus Oswego Campus					2	2	
Pittsburg State Univ.	NEA	218	1974	1978	4	1	6/30/90
Pratt Community College	NEA	34 f/pt	1977	1977	2	1	6/30/97

Institution	Bargaining Agent +	Unit Size	Cur. Agent Elected	Initial Contract ++	2/4 Yr. College	No. of Campuses#	Contract Expiration
<u>MAINE</u>							
Maine Maritime Academy	MSEA	50	1988	1988	4	1	9/30/95
Maine Technical College System	NEA/MEA	304		1971	2	7	6/30/94
Central Maine Tech. Col.					2		
Eastern Maine Tech. Col.					2		
Kennebec Valley Tech. Col.					2		
Northern Maine Tech. Col.					2		
Southern Maine Tech. Col.					2		
Washington County Tech. Col.					2		
York County Technical Col.					2		
<hr/>							
Univ. of Maine System	NEA	1,250 ft	1978	1979	4	7	6/30/93
Univ. of Maine					4		
Univ. of Maine-Augusta					4		
Univ. of Maine-Farmington					4		
Univ. of Maine-Fort Kent					4		
Univ. of Maine-Machias					4		
Univ. of Maine-Presque Isle					4		
Univ. of Southern Maine					4		
o Part-time Faculty	PATFA/AFT	250 pt	1986	1988	4	7	8/31/93
<u>MARYLAND</u>							
Baltimore City Community College	AFT	162 ft	1969	1970	2	2	6/30/90

Institution	Bargaining Agent +	Unit Size	Cur. Agent Elected	Initial Contract + +	2/4 Yr. College	No. of Campuses#	Contract Expiration
Baltimore City Community College (Cont.)							
Harbor Campus					2		
Liberty Campus					2		
Montgomery College	AAUP	400	1980	1982	2	3	7/1/2002
Germantown Campus					2		
Rockville Campus					2		
Takoma Park Campus					2		
Towson State University	AAUP	488	1973		4	1	
MASSACHUSETTS							
*Becker College	AFT	49	1974	1975	2	2	8/31/93
Leicester Campus					2		
Worcester Campus					2		
*Berklee Col. of Music	AFT	140 ft	1985	1986	4	1	8/31/96
o Part-time Faculty	AFT	136 pt	1985	1986	4	1	8/31/96
*Curry College	AAUP	75 ft 130 pt	1979	1981	4	2	6/1/97
*Emerson College	AAUP	81 ft	1975	1976	4	1	8/31/94

Institution	Bargaining Agent +	Unit Size	Cur. Agent Elected	Initial Contract + +	2/4 Yr. College	No. of Campuses#	Contract Expiration
MASSACHUSETTS (Cont.)							
*Endicott College	NEA	37 ft	1973	1974	4	1	8/31/97
*Laboure College	NEA	22 ft	1975	1979	2	1	6/30/96
Massachusetts Community College System ²⁴	NEA/MTA/MCCC ²⁵	1,700	1976	1976	2	15	6/30/93
Berkshire Comm. Col.					2		
Bristol Comm. Col.					2		
Bunker Hill Comm. Col.					2		
Cape Cod Comm. Col.					2		
Greenfield Comm. Col.					2		
Holyoke Comm. Col.					2		
Mass. Bay Comm. Col.					2		
Massasoit Comm. Col.					2		
Middlesex Comm. Col.					2		
Mount Wachusett Comm. Col.					2		
North Shore Comm. Col.					2		
Northern Essex Comm. Col.					2		
Quinsigamond Comm. Col.					2		
Roxbury Comm. Col.					2		
Springfield Tech. Comm. Col.					2		
o Div. of Continuing Ed.	NEA/MTA/MCCC	1,800 pt	1987	1991	2	15	8/20/93
Massachusetts State Colleges ²⁶	NEA/MTA	1,535	1977	1977	4	9	6/30/93

Institution	Bargaining Agent +	Unit Size	Cur. Agent Elected	Initial Contract + +	2/4 Yr. College	No. of Campuses#	Contract Expiration
Massachusetts State Colleges (Cont.)							
Bridgewater St. Col.					4		
Fitchburg St. Col.					4		
Framingham St. Col.					4		
Mass. College of Art					4		
Mass. Maritime Academy					4		
North Adams St. Col.					4		
Salem St. Col.					4		
Westfield St. Col.					4		
Worcester St. Col.					4		
o Div. of Cont. Educ.	NEA/MTA	1,050 pt	1987	1989	4	9	8/31/92
Univ. of Massachusetts	MSP/FSU/ MTA/NEA	1,800	1976	1978	4	4	6/30/93
Amherst Campus ²⁷					4		
Boston Campus					4		
Lowell Campus ²⁸	MSP/MTA/ NEA	509			4		
Dartmouth Campus ²⁹	AFT	313	1970	1970	4	1	6/30/93
o Part-time and Visiting Lecturers	AFT	77 pt	1985	1986	4		6/30/93
*Wentworth Institute of Technology	AFT		1973	1976	4	2	
Boston Campus		130			4		8/30/92

Institution	Bargaining Agent +	Unit Size	Cur. Agent Elected	Initial Contract ++	2/4 Yr. College	No. of Campuses#	Contract Expiration
*Wentworth Institute of Technology (Cont.)		30		1993			18 months
East Coast Aero Technical School							
<u>MICHIGAN</u>							
*Adrian College	NEA	56	1975	1977	4	1	8/31/95
Alpena Community College	NEA	57	1965	1965	2	1	8/31/97
*Baker College of Flint	NEA	44 ft	1978	1978	2/4	1	8/31/96
Bay de Noc Community College	MEA/NEA (Ind. 1971)	45 ft	1973	1971	2	1	8/30/95
Central Michigan University	NEA (CMUFA 1969)	628	1977	1970	4	1	6/30/96
*Detroit College of Business	NEA (Ind. 1971)	30 ft	1973	1971	4	3	6/30/94
Eastern Michigan University	AAUP	691 ft	1974	1974	4	1	8/31/96
Ferris State University	NEA	532 ft	1973	1973	4	1	6/30/94
Glen Oaks Community College	NEA	31 ft	1968	1968	2	1	8/31/95

Institution	Bargaining Agent +	Unit Size	Cur. Agent Elected	Initial Contract + +	2/4 Yr. College	No. of Campuses#	Contract Expiration
MICHIGAN (Cont.)							
Gogebic Community College	NEA	47	1965	1965	2	1	8/15/92
Grand Rapids Community College	Ind.	542 f/pt	1965	1965	2	1	8/26/95
Henry Ford Community College	AFT	210	1965	1966	2	3	8/21/94
Dearborn Heights Campus Main Campus Searle Technical Campus Ctr.					2 2 2		
Highland Park Community College	AFT	19	1966	1989	2	1	6/30/92
Jackson Community College	NEA	108 ft	1965	1966	2	4	8/31/94
Kalamazoo Valley Community College	NEA	105	1969	1969	2	1	5/94
Keillogg Community College	MEA/NEA (AFT 1967)	104 ft 3 pt	1968	1968	2	1	8/15/95
*Kendall College of Art and Design	KFA/MEA/NEA	72	1974	1989	4	1	8/22/96

Institution	Bargaining Agent +	Unit Size	Cur. Agent Elected	Initial Contract ++	2/4 Yr. College	No. of Campuses#	Contract Expiration
MICHIGAN (Cont.)							
Kirtland Community College	AFT/MFT (Ind. 1969, NEA 1973)	37 ft	1985	1971	2	1	6/30/96
Lake Superior State University	MEA/NEA	118 ft	1978	1978	4	1	8/31/96
Lansing Community College	MEA/NEA	1,000 f/pt	1968	1969	2	1	8/11/97
Macomb Community College	Ind.	316 ft	1966	1967	2	3	8/14/96
Center Campus					2		
Fraser Campus					2		
South Campus					2		
Mid Michigan Community College	MEA/NEA	38 ft	1968	1969	2	2	8/31/96
Monroe County Community College	MEA/NEA	61 ft	1973	1969	2	1	8/31/95
Montcalm Community College	MEA/NEA	26 ft	1968	1968	2	1	8/15/97
Mott Community College	NEA	415	1966	1966	2	3	8/24/94
Lapeer Campus						2	

Institution	Bargaining Agent +	Unit Size	Cur. Agent Elected	Initial Contract + +	2/4 Yr. College	No. of Campuses#	Contract Expiration
Mott Community College (Cont.)							
Main Campus					2		
Southern Lakes Campus					2		
Muskegon Community College	MEA/NEA	98 ft	1965	1967	2	1	8/31/94
North Central Michigan College	MEA/NEA	30	1980	1981	2	1	8/31/96
Northern Michigan University	AAUP	288 ft	1975	1976	4	1	6/30/95
o College of Technology and Applied Sciences	MEA/NEA	23 ft	1980	1980	4	1	8/25/95
Oakland Community College	MEA/NEA	291	1971	1966	2	5	8/31/95
Auburn Hills Campus					2		
Highland Lakes Campus					2		
Orchard Ridge Campus					2		
Royal Oak Campus					2		
Southfield Campus					2		
Oakland University	AAUP	373 ft 57 pt	1970	1971	4	1	8/31/96

Institution	Bargaining Agent +	Unit Size	Cur. Agent Elected	Initial Contract + +	2/4 Yr. College	No. of Campuses#	Contract Expiration
MICHIGAN (Cont.)							
Saginaw Valley State University	MEA/NEA	180 ft	1972	1972	4	1	6/30/96
St. Clair County Community College	MEA/NEA	97	1968	1970	2	1	8/30/94
Schoolcraft College	MEA/NEA	128 ft 292 pt	1972	1967	2	1	8/18/98
*University of Detroit Mercy ³⁰	MEA/NEA	230 ft	1975	1977	4	2	8/15/98
Washtenaw Community College	MEA/NEA	174 ft	1966	1967	2	1	8/24/96
Wayne County Community College	AFT	120 ft 250 pt	1970	1970	2	4 (1 center)	12/31/94
Downriver Campus Downtown Campus Eastern Campus Northwestern Campus					2 2 2 2		
Wayne State University	AAUP	1,550 ft	1972	1972	4	1	7/31/96
West Shore Community College	MEA/NEA (Ind. 1970)	28 ft	1984	1970	2	1	8/20/95

Institution	Bargaining Agent +	Unit Size	Cur. Agent Elected	Initial Contract + +	2/4 Yr. College	No. of Campuses#	Contract Expiration
MICHIGAN (Cont.)							
Western Michigan University	AAUP	757 f/pt	1975	1976	4	6	9/6/96
Battle Creek Campus					4		
Benton Harbor Campus					4		
Grand Rapids Campus					4		
Kalamazoo (Main) Campus					4		
Lansing Campus					4		
Muskegon Campus					4		
o Language Association	AAUP	6	1988	1988	4	6	9/19/94

MINNESOTA

Minnesota Community College System	MCCFA/NEA	2,200	1972	1973	2	20	6/30/95
Anoka-Ramsey Com. Col.					2		
Arrowhead Comm. Col. District					2		
Austin Comm. Col.					2		
Brainerd Comm. Col.					2		
Fergus Falls Comm. Col.					2		
Fond du Lac Tribal and Comm. Col.					2		
Hibbing Comm. Col.					2		
Inver Hills Comm. Col.					2		
Itasca Comm. Col.					2		
Lakewood Comm. Col.					2		
Mesabi Comm. Col.					2		

Institution	Bargaining Agent +	Unit Size	Cur. Agent Elected	Initial Contract + +	2/4 Yr. College	No. of Campuses#	Contract Expiration
Minnesota Community College System (Cont.)							
Minneapolis Comm. Col.					2		
Normandale Comm. Col.					2		
North Hennepin Comm. Col.					2		
Northland Comm. Col.					2		
Rainy River Comm. Col.					2		
Rochester Comm. Col.					2		
Vermilion Comm. Col.					2		
Willmar Comm. Col.					2		
Worthington Comm. Col.					2		
Minnesota State University System	IFO ³¹ (Ind.)	3,000	1975	1976	2/4	8	6/30/95
Bemidji St. Univ.					4		
Mankato St. Univ.					4		
Metropolitan St. Univ.					4		
Moorhead St. University					4		
Msil-Akita, Japan					2		
Saint Cloud St. Univ.					4		
Southwest St. Univ.					4		
Winona St. Univ.					4		
University of Minnesota ³²	NEA	325		1982	4	1	6/30/95
Duluth Campus				1980	4	1	

³¹ N

Institution	Bargaining Agent +	Unit Size	Cur. Agent Elected	Initial Contract + +	2/4 Yr. College	No. of Campuses#	Contract Expiration
<u>MISSOURI</u>							
*Park College	AFT	44	1976	1977	4	1	5/15/96
St. Charles County Community College	AFT	60	1991		2	1	
St. Louis Comm. Col.	NEA	435 ft	1977	1977	2	3	6/30/95
Florissant Valley Forest Park Meramec					2		
					2		
					2		
<u>MONTANA</u>							
Dawson Community College	AFT	30 f/pt	1975	1975	2	1	7/1/94
Flathead Valley Community College	NEA AFT	44 ft 74 pt	1979	1981	2	2	6/30/94
Lincoln Campus Main Campus		4 40			2 2		
Miles Community College	Ind.	24	1973	1973	2	1	6/30/94
Montana State University-Billings	AAUP/MFT	184 f/pt	1978	1976	4	1	6/30/93

Institution	Bargaining Agent +	Unit Size	Cur. Agent Elected	Initial Contract + +	2/4 Yr. College	No. of Campuses#	Contract Expiration
<u>MONTANA (Cont.)</u>							
Northern Montana College	AFT (NEA 1975)	75	1979	1976	4	1	6/30/95
University of Montana	AFT	509 f/pt	1978	1979	4	1	6/30/93
Western Montana College	AFT (NEA 1975)	47 ft	1983	1975	4	1	6/30/91
<u>NEBRASKA</u>							
4 Central Community College	NSEA/NEA	132	1985	1976	2	3	8/14/95
Columbus-Region 1					2		
Grand Island-Region 2					2		
Hastings-Region 3					2		
Metropolitan Community College	NEA	159 ft	1974	1974	2	4	6/30/95
Elkhorn Valley Campus					2		
Fort Omaha Campus					2		
Fremont Campus					2		
South Campus					2		
Mid-Plains Community College Area	NEA	85	1976	1976	2	2	1995

Institution	Bargaining Agent +	Unit Size	Cur. Agent Elected	Initial Contract + +	2/4 Yr. College	No. of Campuses#	Contract Expiration
Mid-Plains Community College Area (Cont.)							
McCook Campus					2		
Mid-Plains Campus					2		
Nebraska State Colleges	SCEA/NEA	239	1976	1970	4	3	6/30/95
	NEA (Prof. Unit)	70	1994		4	3	
Chadron St. Col.			1990		4		
Peru St. Col.					4		
Wayne St. Col.					4		
Northeast Community College	NSEA/NEA	90	1990	1975	2	1	8/31/95
Southeast Community College	Ind. NEA(Prof. Unit) (NEA 1975)	260	1979	1975	2	3	6/30/95
		60	1991	1991	2	3	
Beatrice Campus					2		
Lincoln Campus					2		
Milford Campus					2		
University of Nebraska							
Omaha	AAUP	430	1979	1981	4	1	6/30/95
Kearney ³³	UNKEA/NEA	318	1976	1991	4	1	6/30/95

Institution	Bargaining Agent +	Unit Size	Cur. Agent Elected	Initial Contract + +	2/4 Yr. College	No. of Campuses#	Contract Expiration
NEBRASKA (Cont.)							
Univ. of Nebraska-Lincoln (Law)	Ind.	25	1976		4	2	
Western Nebraska Community College	NEA	70	1976		2	2	8/31/95
Scottsbluff Campus					2		
Sidney Campus					2		
NEVADA							
Truckee Meadows Com. Col.	NFA/AAUP	103	1992		2	1	7/96
NEW HAMPSHIRE							
*Franklin Pierce College	AFT	129 f/pt	1974	1974	4	1	8/31/94
Keene State College	NEA ³⁴	161 ft	1977	1979	4	1	6/30/96
*New Hampshire College ³⁵	NHAPE/AAUP (Ind. 1984)	123	1991	1984	4	2 (+ 7 satellites)	6/30/99
Univ. of New Hampshire	AAUP	619	1990	1993	4	2	6/30/95

Institution	Bargaining Agent +	Unit Size	Cur. Agent Elected	Initial Contract + +	2/4 Yr. College	No. of Campuses#	Contract Expiration
<u>NEW JERSEY</u>							
Atlantic Com. College	NJEA/NEA	80	1968	1970	2	1	6/30/96
Bergen Community College	NJEA/NEA	276	1968	1969	2	1	6/30/96
*Bloomfield College	AAUP	50 f/pt	1973	1975	4	1	6/30/93
Brookdale Community College	NJEA/NEA	206	1971	1974	2	1	6/30/95
Burlington County College	NJEA/NEA	80	1970	1971	2	1	6/30/94
Camden County College	NJEA/NEA (NEA 1968, AFT 1972)	113	1980		2	1 ³⁶	6/30/96
County College of Morris	NJEA/NEA (Ind. 1974)	192	1975	1975	2	1	8/28/95
Cumberland County Col.	NJEA/NEA	48	1968	1969	2	1	6/30/97
Essex County College	NJEA/NEA	151	1968	1970	2	2	8/31/97
Newark Campus West Caldwell Campus					2		
					2		
Gloucester County College	AFT (NEA 1968)	75 ft	1972	1969	2	1	6/30/95

Institution	Bargaining Agent +	Unit Size	Cur. Agent Elected	Initial Contract + +	2/4 Yr. College	No. of Campuses#	Contract Expiration
NEW JERSEY (Cont.)							
Hudson County Community College	NJEA/NEA	45	1989	1989	2	1	6/30/91
Mercer County Community College	NJEA/NEA	121 ft	1970	1971	2	1 ³⁷	6/30/94
Middlesex County College	AFT	205	1968	1968	2	1	6/30/95
*Monmouth College	AAUP (NEA 1971)	127 ft	1978	1971	4	1	6/30/94
New Jersey Institute of Technology	PSA/AAUP (Ind. 1970)	350	1988	1971	4	1	6/30/92
New Jersey State College System	AFT (NEA 1969)	3,024	1972	1970	4	9	6/30/92
Jersey City St. Col.					4		
Kean Col. of New Jersey					4		
Montclair St. Col.					4		
Ramapo Col. of New Jersey					4		
Rowan Col. of New Jersey					4		
Stockton St. Col.					4		
Thomas A. Edison St. Col.					4		
Trenton St. Col.					4		
William Paterson Col. of NJ					4		
○ Part-time Faculty	AFT	102 pt	1987		4	9	6/30/92

Institution	Bargaining Agent +	Unit Size	Cur. Agent Elected	Initial Contract + +	2/4 Yr. College	No. of Campuses#	Contract Expiration
NEW JERSEY (Cont.)							
Ocean County College	NJEA/NEA	128 ft	1968	1968	2	1	8/27/96
Passaic County Com. College	NJEA/NEA	62 ft	1972	1972	2	1	7/31/96
Raritan Valley Community College ³⁸	AFT (NEA)	100	1973		2	1	6/30/97
*Rider University	AAUP	310 f/pt	1973	1974	4	1	8/31/96
Rutgers, The State University of New Jersey	AAUP	2,552	1970	1971	4	3	6/30/92
Camden Campus					4		
New Brunswick Campus					4		
Newark Campus					4		
o Adjunct Faculty	AAUP	450 pt	1988	1991	4	3	1994
Salem Community College	NJEA/NEA	35	1975	1976	2	1	6/30/97
Sussex Community College	AFT	19 ft	1991		2	1	5/31/92 ³⁹
*Union County College ⁴⁰	AAUP	180 ft	1974	1975	2	3	8/31/93
Elizabeth Campus					2		
Main Campus-Cranford					2		
Plainfield Campus					2		

Institution	Bargaining Agent +	Unit Size	Cur. Agent Elected	Initial Contract + +	2/4 Yr. College	No. of Campuses#	Contract Expiration
<u>NEW JERSEY (Cont.)</u>							
University of Medicine and Dentistry of New Jersey	AAUP	1,202 ft 218 pt	1972	1973	4	5	6/30/92
Grad. School of Biomedical Sciences					4		
New Jersey Dental School					4		
New Jersey Medical School					4		
Robert Wood Johnson Medical School ⁴¹					4		
School of Osteopathic Medicine					4		
o School of Health Related Professions	NJEA/NEA	76 ft 21 pt	1984	1984	4	3	6/30/92
Warren County Com. Col.	NJEA/NEA	12	1992		2	1	
<u>NEW MEXICO</u>							
New Mexico Comm. College	AFT	37	1994		2	1	
<u>NEW YORK</u>							
*Adelphi University	AAUP	287 ft 381 pt	1972	1973	4	1 ⁴²	8/31/96

Institution	Bargaining Agent +	Unit Size	Cur. Agent Elected	Initial Contract + +	2/4 Yr. College	No. of Campuses#	Contract Expiration
NEW YORK (Cont.)							
Adirondack Community College	NEA (ACCF ⁶⁸ 1970, AFT 1978)	81	1985	1970	2	1	8/31/92
*Bard College	AAUP	150	1972	1973	4	1	6/30/95
Broome Community College	NYEA/NEA	197 ft 200 pt	1979	1969	2	1	8/31/95
Cayuga County Community College	NYEA/NEA (NEA 1970, ACCF 1972)	72 ft	1978	1970	2	1	8/31/96
City University of New York	PSC	9,400 ft 8,000 pt	1969	1969	2/4	18	1/31/96
Baruch College					4		
Bor. of Manhattan Comm. Col.					2		
Bronx Comm. Col.					2		
Brooklyn College					4		
City College					4		
College of Staten Island					4		
Grad. School & Univ. Center					4		
Hostos Comm. Col.					2		
Hunter College					4		
John Jay Col. of Criminal Justice					4		
Kingsborough Comm. Col.					4		
LaGuardia Comm. Col.					2		
					2		

Institution	Bargaining Agent +	Unit Size	Cur. Agent Elected	Initial Contract + +	2/4 Yr. College	No. of Campuses#	Contract Expiration
City University of New York (Cont.)							
Lehman College					4		
Medgar Evers College					4		
New York City Tech. Col.					4		
Queens College					4		
Queensborough Comm. Col.					2		
York College					4		
o Research Foundation	PSC/AFT/44 AAUP	59	1969	1974		1	9/30/91
Clinton Com. College							
	Ind. (NYEA/ NEA 1994, ACCF 1972)	80 ft	1978	1973	2	1	8/31/95
*College of Insurance							
	AAUP	14	1985	1987	4	1	8/31/95
Columbia-Greene Com. College							
	NYEA/NEA (NYSUT/AFT 1971)	49 ft	1979	1971	2	1	8/31/95
*Cooper Union							
	NYSUT/AFT	62	1975	1978	4	1	8/31/96
Cornell University ILR							
o Adjunct Faculty	NYSUT/AFT	200 pt	1981	1981	4	3	8/31/92
Long Island Campus							
						4	

Institution	Bargaining Agent +	Unit Size	Cur. Agent Elected	Initial Contract++	2/4 Yr. College	No. of Campuses#	Contract Expiration
Cornell University ILR (Cont.)							
New York City Campus					4		
Westchester/Rockland Campus					4		
*Culinary Institute of America	Ind.	105	1979	1979	2	1	5/31/95
*Dowling College	NYSUT/AFT	93	1978	1979	4	1	8/31/97
Dutchess Community College	NEA (NYSUT/AFT 1968)	200	1987	1969	2	1	8/31/94
o Adjunct Faculty	NEA (NYSUT/AFT 1985)	270 pt	1987	1987	2	1	8/31/96
*D'Youville College	AAUP	86 ft	1976	1977	4	1	8/31/96
Erie Community College	Ind.(FFECC) (NEA 1971, ACCF 1972)	510	1978	1967	2	3	8/31/95
City Campus					2		
North Campus					2		
South Campus					2		
Fashion Institute of Technology	NYSUT/AFT ⁴⁵	527 ft 220 pt	1967		2/4	1	2/28/95
o Adjunct Faculty	NYSUT/AFT	700	1971				2/28/95

Institution	Bargaining Agent +	Unit Size	Cur. Agent Elected	Initial Contract + +	2/4 Yr. College	No. of Campuses#	Contract Expiration
NEW YORK (Cont.)							
Finger Lakes ⁴⁶ Community College	NYEA/NEA, FBC (ACCF 1974)	71 ft 101	1978	1975	2	1	8/31/94
Fulton-Montgomery Comm. College	NYEA/NEA (NEA 1969, ACCF 1972)	81 ft	1978	1969	2	1	8/31/93
Genesee Community College	NYEA/NEA (NEA 1970, ACCF 1972)	147 ft	1978	1970	2	1	8/31/96
Herkimer County Com. College	NYSUT/AFT (Ind. 1975)	126 ft	1983	1977	2	1	8/31/93
*Hofstra University	AAUP	455 ft 525 pt	1973	1974	4	1	8/31/96
Hudson Valley Community College	Ind.	240 ft	1983	1969	2	1 ⁴⁷	8/31/95
o Opportunity Center	NYSUT/AFT	26 ft	1976	1976	2	1	8/31/95
Jamestown Community College	NYSUT	137	1992	1970	2	2	8/31/94
Cattaraugus County Campus Jamestown Campus					2	2	

Institution	Bargaining Agent +	Unit Size	Cur. Agent Elected	Initial Contract + +	2/4 Yr. College	No. of Campuses#	Contract Expiration
NEW YORK (Cont.)							
Jefferson Com. College	NYEA/NEA	100 ft	1975	1969	2	1	8/31/94
*Long Island University							
Brooklyn Center	NYSUT/AFT (AFT 1970)	194 ft 680 pt	1976	1972	4	1	8/31/94
o College of Pharmacy	AAUP	30	1978	1979	4	1	10/31/94
C.W. Post Center	NYSUT/AFT	350	1976	1975	4	1	8/31/94
o Adjunct Faculty	CWA (NYEA/NEA 1978)	425	1987	1979	4	1	10/31/96
Southampton Center	NYSUT/AFT (NYSUT 1973)	64	1976	1975	4	1	8/31/94
*Marymount College							
Mohawk Valley Community College	AAUP	56	1976	1977	4	1	8/31/95
Rome Campus	NYSUT/AFT	230 ft	1972	1972	2	2	8/31/95
Utica Campus							
Monroe Community College	NYSUT/AFT	442 ft 264 pt	1969	1969	2	2	8/31/97

Institution	Bargaining Agent +	Unit Size	Cur. Agent Elected	Initial Contract + +	2/4 Yr. College	No. of Campuses#	Contract Expiration
<u>NEW YORK</u> (Cont.)							
Nassau Community College	NYSUT/AFT (Ind., NCCFT)	660	1969	1969	2	1	8/31/95
o Adjunct Faculty	NYSUT/AFT (AFA)	1,719 pt	1974	1974	2	1	9/30/95
*New York Inst. of Tech.	AAUP	311	1970	1971	4	3	8/31/95
Central Islip Campus					4		
New York City Campus					4		
Old Westbury-Main Campus					4		
*New York Univ. Law School	Ind.		1973		4	1	
Niagara County Community College	NYEA/NEA (ACCF)	225	1978	1969	2	1	8/31/96
*Niagara University	AAUP (Ind. 1975)	112	1979	1979	4	1	8/31/95
North Country Community College	NYEA/NEA (NEA 1969, ACCF 1972)	65 ft	1978	1970	2	3	8/31/97
Malone Campus						2	
Saranac Lake Campus						2	
Ticonderoga Campus						2	8/31/97

Institution	Bargaining Agent +	Unit Size	Cur. Agent Elected	Initial Contract + +	2/4 Yr. College	No. of Campuses#	Contract Expiration
NEW YORK (Cont.)							
Onondaga Com. College	NYSUT/AFT ⁴⁹	196 ft	1967	1968	2	1	8/31/96
Orange County Community College	NYEA/NEA (NEA 1969, ACCF 1972)	143 ft 70 pt	1978	1969	2	2	8/31/94
*Pratt Institute	NYSUT/AFT (AFT 1971, NYSUT)	120 ft 350 pt	1971	1972	4	2	8/31/92
Brooklyn Pratt Manhattan Center					4 4		
Rockland Com. College	NYSUT/AFT NYSUT/AFT	164 350 pt	1969 1993	1967	2	1	8/31/95
*St. John's University	AAUP/Ind.	615 ft 305 pt	1970	1970	2/4	2	6/30/97
Queens Staten Island					2/4 2/4		
Schenectady County Community College	NYEA/NEA (NEA 1970, ACCF 1972)	76	1978	1971	2	1	8/31/94

Institution	Bargaining Agent +	Unit Size	Cur. Agent Elected	Initial Contract + +	2/4 Yr. College	No. of Campuses#	Contract Expiration
NEW YORK (Cont.)							
State Univ. of New York	UUP*/NYSUT/AFT (NYSUT 1971, UUP/AFT 1976)	21,000	1978	1971	2/4	29	6/30/95
College of Technology							
Alfred					2		
Canton					2		
Cobleskill					2		
Delhi					2		
Farmingdale					2		
Morrisville					2		
Col. of Environmental Sci. and Forestry at Syracuse					4		
Empire State College					4		
Inst. of Technology at Utica/Rome					4		
Maritime Col. at Fort Schuyler					4		
State University Colleges							
Brockport					4		
Buffalo					4		
Cortland					4		
Fredonia					4		
Geneseo					4		
New Paltz					4		
Old Westbury					4		
Oneonta					4		

Institution	Bargaining Agent +	Unit Size	Cur. Agent Elected	Initial Contract ++	2/4 Yr. College	No. of Campuses#	Contract Expiration
State Univ. of New York (Cont.)							
Oswego					4		
Plattsburgh					4		
Potsdam					4		
Purchase					4		
State University of New York							
Albany					4		
Binghamton					4		
Buffalo					4		
Stony Brook					4		
Medical Centers							
Brooklyn Health Sci. Center					4		
Col. of Optometry at New York City					4		
Syracuse Health Sci. Center					4		
Suffolk County Community College							
	NYSUT/AFT	420 ft 891 pt	1993	1976	2	2	8/31/97
Eastern Campus (Riverhead)							
Selden Campus					2		
Western Campus (Brentwood)					2		
Sullivan County Community College							
	NEA (ACCF 1974)	120	1978	1976	2	2	8/31/94
*Taylor Business Inst.							
	NYSUT/AFT	20	1969	1970	2	1	6/30/92

Institution	Bargaining Agent +	Unit Size	Cur. Agent Elected	Initial Contract++	2/4 Yr. College	No. of Campuses#	Contract Expiration
<u>NEW YORK</u> (Cont.)							
Tompkins-Cortland Community College	NYEA/NEA	91	1982	1983	2	1	8/31/95
*Trocaire College	Ind.	34 ft 46 pt	1974	1981	2	1	8/15/92
Ulster County Community College	Ind.	69	1989	1970	2	1	8/31/97
U.S. Merchant Marine Academy	AFGE (UFCT, 1968)	91	1978	1968	4	1	6/92
*Utica College of Syracuse University	AAUP	119 ft	1976	1977	4	1	6/30/93
Westchester Com. Col.	NYSUT/AFT	210	1969	1969	2	1	8/31/91
<u>OHIO</u>							
Central Ohio Technical College	AFT	46	1990	1991	2	1	12/31/95
Central State University	AAUP	130	1985	1985	4	1	8/31/94
Cincinnati St. Tech. Comm. College	AAUP	157	1989	1990	2	1	9/5/96

Institution	Bargaining Agent +	Unit Size	Cur. Agent Elected	Initial Contract + +	2/4 Yr. College	No. of Campuses#	Contract Expiration
<u>OHIO (Cont.)</u>							
Cleveland State University	AAUP	450	1993		4	1	
Cuyahoga Community College District	AAUP	372 ft	1977	1978	2	3	9/1/95
Eastern Campus					2		
Metropolitan Campus					2		
Western Campus					2		
*Dyke College	AFT	18 ft	1975	1976	4	1	8/31/97
Edison State College	NEA	43	1985	1986	2	1	8/19/95
Hocking Technical College	OEA/NEA		1986		2	1	
Jefferson Technical College	OEA/NEA	43	1985	1986	2	1	12/31/94
Kent State University	AAUP ⁴⁹ (AAUP/NEA 1975)	850 ft	1975	1978	2/4	8	9/16/95
Ashtabula Regional Campus					2		
East Liverpool Regional Campus					2		
Geauga Regional Campus					2		
Main Campus					4		
Salem Regional Campus					2		

Institution	Bargaining Agent +	Unit Size	Cur. Agent Elected	Initial Contract + +	2/4 Yr. College	No. of Campuses#	Contract Expiration
Kent State University (Cont.)							
Stark County Regional Campus					2		
Trumbull Regional Campus					2		
Tuscarawas Regional Campus					2		
Lakeland Community College	NEA	122 ft	1978	1978	2	1	8/31/95
Northwest Technical College	NEA	46	1975	1973	2	1	8/31/94
Owens Community College	AFT	119	1989	1989	2	2	2/16/95
Shawnee University	NEA	118	1975	1976	4	1	3/31/97
Southern State Community College	NEA	40	1985	1986	2	3	8/31/92
Central Campus					2		
North Campus					2		
South Campus					2		
Terra Community College	AFT/OFT	49	1991	1986	2	1	8/15/97
University of Cincinnati	AAUP	1,920	1975	1976	2/4	3	8/31/95
Clermont General & Tech. Col.					2		
Main Campus					4		
Raymond Walters Col.					2		

Institution	Bargaining Agent +	Unit Size	Cur. Agent Elected	Initial Contract + +	2/4 Yr. College	No. of Campuses#	Contract Expiration
OHIO (Cont.)							
*University of Rio Grande	Ind.	95	1976	1985	2/4	1	Salaries Only 7/93 Tenure- 6/30/88
*Wilberforce University	AAUP	49 ft	1979	1979	4	1	5/31/95
Youngstown State University	NEA	424 ft	1972	1973	4	1	9/25/96
OREGON							
Blue Mountain Community College	NEA/OEA	77 ft	1975	1976	2	1	6/30/95
Central Oregon Community College	Ind. ⁵⁰ (Ind. 1975, NEA 1979)	87 ft 16 pt	1985	1977	2	1	6/30/95
Chemeketa Community College	NEA/OEA	252	1974	1974	2	1	6/30/94
o Adjunct Faculty	NEA/OEA	320 pt	1984	1984	2	1	6/30/97
Clackamas Community College	NEA/OEA	152 ft	1975	1973	2	3	6/30/95
o Adjunct Faculty	NEA/OEA	368 pt	1986	1986	2	3	6/30/96

Institution	Bargaining Agent +	Unit Size	Cur. Agent Elected	Initial Contract + +	2/4 Yr. College	No. of Campuses#	Contract Expiration
OREGON (Cont.)							
Clatsop Community College	NEA	40 ft	1975	1975	2	1	6/30/95
Lane Community College	NEA/OEA	282 ft	1974	1974	2	1	6/30/96
Linn-Benton Community College	Ind.	156 ft	1974	1974	2	1	6/30/96
Mt. Hood Community College	NEA/OEA (Ind. 1976)	160 ft	1980	1976	2	1	6/30/96
o Part-time Faculty	NEA/OEA	400 pt	1982	1984	2	1	8/30/96
Portland Community College	OFT/AFT	390 ft	1974	1975	2	4 ⁵¹	8/31/95
Cascade Campus					2		
Open Campus					2		
Rock Creek Campus					2		
Sylvania Campus					2		
o Part-time Faculty	OFT/AFT	820 pt	1984	1986	2	4	9/14/94
Portland State University	AAUP	599	1978	1979	4	1	6/30/95
o Part-time Faculty	AFT	139 pt	1978	1979	4	1	6/30/95
Rogue Community College	NEA/OEA	65 ft	1975	1975	2	1	6/30/95
Southern Oregon State College	Ind.	198 ft	1973	1975	4	1	6/30/95

Institution	Bargaining Agent +	Unit Size	Cur. Agent Elected	Initial Contract++	2/4 Yr. College	No. of Campuses#	Contract Expiration
<u>OREGON (Cont.)</u>							
Southwestern Oregon Community College	AFT	77 ft	1974	1974	2	1	6/30/95
Treasure Valley Community College	NEA/OEA	55	1980	1980	2	1	6/30/95
Western State College	AFT	180 f/pt	1977	1977	4	1	7/31/95
*Western State Chiropractic College	AFT/OFT	34 ft	1978	1979	4	1	6/30/94
<u>PENNSYLVANIA</u>							
Bucks County Community College	AFT	182	1971	1972	2	1	8/14/96
Butler County Community College	PSEA/NEA	137	1992	1992	2	1	6/30/95
Community College of Allegheny County	AFT	442	1971	1972	2	4	8/22/95
Allegheny Campus (Pittsburgh)					2		
Boyce Campus (Monroeville)					2		
North Campus (Pittsburgh)					2		
South Campus (West Mifflin)					2		

Institution	Bargaining Agent +	Unit Size	Cur. Agent Elected	Initial Contract++	2/4 Yr. College	No. of Campuses#	Contract Expiration
PENNSYLVANIA (Cont.)							
Community College of Beaver County	PSEA/NEA (AFT 1970)	60 ft	1973	1972	2	1	8/31/95
Community College of Philadelphia	AFT	386 ft	1970	1970	2	1 ²	8/31/97
o Adjunct Faculty	AFT	729 pt	1978	1983	2	1	8/31/97
Delaware County Com. College	PSEA/NEA	100 ft	1974	1975	2	1	8/31/93
*Delaware Valley College	AAUP	85	1994		4	1	
*Lackawanna Jr. College	NEA	26 ft	1979	1980	2	1	12/31/93
Lehigh County Community College	NEA	81 ft	1970	1972	2	1	8/31/94
Lincoln University	AAUP	80 ft	1972	1973	4	1	8/31/97
Luzerne County Community College	NEA	109	1971	1971	2	1	8/31/96
Montgomery County Community College	AFT (AAUP 1979)	146 ft	1982	1980	2	1	8/31/98
*Moore College of Art and Design	AFT	37 ft 30 pt	1971	1971	4	1	8/31/95

Institution	Bargaining Agent +	Unit Size	Cur. Agent Elected	Initial Contract + +	2/4 Yr. College	No. of Campuses#	Contract Expiration
<u>PENNSYLVANIA (Cont.)</u>							
Northampton Community College	AFT	97 ft	1976	1977	2	1	6/30/95
*Peirce Jr. College	PSEA	22	1992		2	1	
Pennsylvania College of Technology ⁵³	NEA	218	1971	1972	2/4	2	8/96
Main Campus - Williamsport North Campus - Wellsboro					2/4 2/4		
Pennsylvania State System of Higher Education	APSCUF/ AFT ⁵⁴ (NEA 1971, Ind. 1977, APSCUF/AFT AAUP, 1979)	5,451 f/pt	1971	1971	4	14	6/30/96
Bloomsburg Univ. of Penn.					4		
California Univ. of Penn.					4		
Cheyney Univ. of Penn.					4		
Clarion Univ. of Penn.					4		
East Stroudsburg Univ. of Penn.					4		
Edinboro Univ. of Penn.					4		
Indiana Univ. of Penn.					4		
Kutztown Univ. of Penn.					4		
Lock Haven Univ. of Penn.					4		
Mansfield Univ. of Penn.					4		
Millersville Univ. of Penn.					4		

Institution	Bargaining Agent +	Unit Size	Cur. Agent Elected	Initial Contract + +	2/4 Yr. College	No. of Campuses#	Contract Expiration
Pennsylvania State System of Higher Education (Cont.)							
Shippensburg Univ. of Penn.					4		
Slippery Rock Univ. of Penn.					4		
West Chester Univ. of Penn.					4		
Reading Area Community College	AFT	63	1974	1975	2	1	6/30/96
*Robert Morris College	AFT	105 ft	1974	1975	4	2	5/7/96
Moon Township Campus Pittsburgh Campus							
Temple University	AFT (AAUP 1973-1990)	1,130	1990	1973	4	3	10/15/96
Ambler Campus					4		
Philadelphia Campus					4		
Tyler School of Art Campus					4		
Temple University Law School	Ind.	48 ft	1973	1973	4	1	6/30/95 Salaries Only
Thaddeus Stevens State School of Technology	PSEA/NEA	39	1972	1972	2	1	8/15/96
University of Pittsburgh Medical School	Ind.	1,284 ft 50 pt	1976		4	1	

(See also "No Agent" Listing)

Institution	Bargaining Agent+	Unit Size	Cur. Agent Elected	Initial Contract++	2/4 Yr. College	No. of Campuses#	Contract Expiration
PENNSYLVANIA (Cont.)							
*University of Scranton	AAUP (Ind. 1974)	249 ft	1994	1974	4	1	8/31/94
Westmoreland County Community College	NEA	105 ft	1972	1972	2	1	6/30/97
RHODE ISLAND							
*Bryant College	AFT	130 ft 110 pt	1967	1967	4	1	7/31/95
Community College of Rhode Island	NEA	319.5 f/pt	1972	1972	2	3	6/30/95
Lincoln Campus					2		
Providence Campus					2		
Warwick Campus					2		
Rhode Island College	AFT	375 ft	1972	1972	4	1	6/30/95
*Rhode Island School of Design	NEA	114 ft	1978	1979	4	1	6/30/96
o Adjunct Faculty	NEA	80 pt	1980	1979	4	1	6/30/96
*Roger Williams University	NEA	108 ft 135 pt	1972	1973	4	2	6/30/95

Institution	Bargaining Agent +	Unit Size	Cur. Agent Elected	Initial Contract + +	2/4 Yr. College	No. of Campuses#	Contract Expiration
*Roger Williams University (Cont.)							
Bristol Campus					4		
Providence Branch					4		
University of Rhode Island	AAUP	695	1971	1972	4	4	6/30/95
C.C.E. Campus					4		
Kingston Campus					4		
Narragansett Bay Campus					4		
W. Alton Jones Campus					4		
<u>SOUTH DAKOTA</u>							
South Dakota Board of Regents System	NEA	1,113 ft 55 pt	1977	1979	4	6	6/30/96
Black Hills St. Univ.					4		
Dakota St. Univ.					4		
Northern St. Univ.					4		
S.D. Sch. of Mines & Tech.					4		
S.D. State University					4		
Univ. of South Dakota					4		
<u>VERMONT</u>							
Vermont State Colleges	AFT	280	1973	1975	2/4	4	8/31/94
Castleton St. Col.						4	

Institution	Bargaining Agent +	Unit Size	Cur. Agent Elected	Initial Contract ++	2/4 Yr. College	No. of Campuses#	Contract Expiration
Vermont State Colleges (Cont.)							
Johnson St. Col.					4		
Lyndon St. Col.					4		
Vermont Tech. Col.					2/4		
o Adjunct Faculty ⁵⁵	AFT	113 pt	1991		2/4	4	
WASHINGTON							
Bates Technical College	AFT	131 ft 196 pt	1981		2		6/30/95
Bellevue Community College	NEA	132 ft 350 pt	1972	1972	2	1	8/31/95
Bellingham Technical College	NEA	37 ft 7 pt			2	1	8/31/95
Big Bend Community College	Ind. (Ind./NEA 1965, AFT 1975 WEA/NEA 1980)	48	1980	1972	2	1	6/15/94
Centralia College ⁵⁶	AFT (NEA 1968)	80 ft 124 pt	1986	1986	2	1 ⁵⁷	6/30/95
Clark College	WEA/NEA (Ind. 1964)	161 ft 329 pt	1974	1964	2	1	7/31/94

Institution	Bargaining Agent +	Unit Size	Cur. Agent Elected	Initial Contract + +	2/4 Yr. College	No. of Campuses#	Contract Expiration
WASHINGTON (Cont.)							
Clover Park Tech. College	AFT	130 ft	1978		2	1	8/31/93
Columbia Basin Community College	WEA/NEA	27 f/pt	1972	1973	2	2	6/30/95
Community Colleges of Spokane ⁵⁸	WEA	365 ft 788 pt	1970	1977	2	2	6/30/97
Spokane Comm. Col. Spokane Falls Comm. Col.					2	2	
Cornish College of the Arts	AFT	34 ft 92 pt	1981	1982	4	1	8/31/92
Eastern Washington University	AFT/NEA	404		1994	4	1	
Edmonds Community College	AFT (Ind. 1969)	130 ft 400 pt	1975	1976	2	1 ⁵⁹	6/30/95
Everett Community College	AFT (Ind. 1969)	112 ft 170 pt	1975	1976	2	1	6/30/94
Green River Community College	AFT/NEA	103 ft 120 pt	1972	1973	2	1	2/28/95
Highline Community College	NEA	119 ft 250 pt	1965	1969	2	1	8/31/96

Institution	Bargaining Agent +	Unit Size	Cur. Agent Elected	Initial Contract + +	2/4 Yr. College	No. of Campuses#	Contract Expiration
WASHINGTON (Cont.)							
Lake Washington Tech. College	AFT	60 ft 200 pt	1978		2	1	8/31/95
Lower Columbia College	Ind. (LCCFAHE) (NEA 1967)	82	1981	1972	2	1	6/30/97
Olympic College	NEA	96 ft 305 pt	1964		2	1	6/30/94
Peninsula College	NEA/WEA	56 ft 65 pt	1967	1980	2	1	6/30/95
Pierce College ⁶⁰	AFT 1993 (Ind. 1989; SEIU 1981; NEA 1969)	105 ft 300 pt	1993	1969	2	2	3/17/96
Fort Steilacoom Campus Puyallup Campus							
Renton Technical College	AFT	74 ft 400 pt	1979		2	1	6/30/94
Seattle Community College District VI	AFT	330	1968	1968	2	3	8/31/93
Central Campus North Campus					2	2	

Institution	Bargaining Agent +	Unit Size	Cur. Agent Elected	Initial Contract + +	2/4 Yr. College	No. of Campuses#	Contract Expiration
Seattle Community Col. District VI (Cont.)							
South Campus					2		
Shoreline Community College	AFT (NEA 1970)	339 f/pt	1974	1975	2	1	6/30/93
Skagit Valley College	NEA	104 ft 275 pt	1965	1969	2	2	6/30/95
Mount Vernon Campus Whidbey Campus					2 2		
South Puget Sound Community College	AFT (NEA 1968)	77 ft 185 pt	1986	1989	2	1	6/30/96
Tacoma Community College	AFT	100 ft 225 pt	1972	1973	2	1	6/30/94
Walla Walla Community College	NEA	105 ft 150 pt	1968	1970	2	3	6/30/95
Clarkston Center Main Campus WA St. Penitentiary Campus					2 2		
Wenatchee Valley College	NEA	65 ft	1965	1975	2	2	6/30/95
North Campus Wenatchee Campus					2 2		152 pt

Institution	Bargaining Agent +	Unit Size	Cur. Agent Elected	Initial Contract + +	2/4 Yr. College	No. of Campuses#	Contract Expiration
WASHINGTON (Cont.)							
Whatcom Community College	AFT	125 f/pt	1975	1976	2	1	6/7/95
Yakima Valley Community College	AFT (NEA 1971, AFT 1973)	375 f/pt	1978	1973	2	1	6/30/95
WISCONSIN							
Blackhawk Technical College	AFT/WFT	93	1972	1974	2	1	6/30/95
Chippewa Valley Tech. College ⁶¹	WEA/NEA	210	1985	1969	2	4	6/30/95
Chippewa Falls Campus					2		
Eau Claire Campus					2		
Menomonie Campus					2		
River Falls Campus					2		
Fox Valley Technical College	NEA	270	1968	1969	2	2	6/30/92
Fox Valley Tech. Inst. - Appleton					2		
Fox Valley Tech. Inst. - Oshkosh					2		

Institution	Bargaining Agent +	Unit Size	Cur. Agent Elected	Initial Contract ++	2/4 Yr. College	No. of Campuses#	Contract Expiration
WISCONSIN (Cont.)							
Gateway Technical College	WEA/NEA (AFT 1972)	271	1982	1973	2	4	6/30/95
Gateway Aviation Cntr.-Kenosha					2		
Gateway Tech.-Elkhorn					2		
Gateway Tech.-Kenosha					2		
Gateway Tech.-Racine					2		
Lakeshore Technical College	NEA/LEA	110 ft	1968	1968	2	1	6/30/95
Madison Area Technical College District	AFT	387	1969	1969	2	7	6/30/95
Mad. Area Tech. Col.-Commercial Ave.							
Mad. Area Tech. Col.-Downtown							
Mad. Area Tech. Col.-Ft. Atkinson					2		
Mad. Area Tech. Col.-Portage					2		
Mad. Area Tech. Col.-Reedsburg					2		
Mad. Area Tech. Col.-Truax					2		
Mad. Area Tech. Col.-Watertown					2		
Mid-State Technical College	NEA	90	1970	1970	2	3	8/21/94
Marshfield							
Stevens Point					2		
Wisconsin Rapids					2		

Institution	Bargaining Agent +	Unit Size	Cur. Agent Elected	Initial Contract + +	2/4 Yr. College	No. of Campuses#	Contract Expiration
WISCONSIN (Cont.)							
Milwaukee Area Technical College	AFT	600 ft 1,206 pt	1963 1992	1967 1993	2 2	4 4	6/30/95 6/30/96
Milwaukee Campus North Campus South Campus West Campus					2 2 2 2		
Moraine Park Technical College	AFT	138	1969	1969	2	3	6/30/95
Beaver Dam Campus Fond du Lac Campus West Bend Campus					2 2 2		
North Central Technical College	NEA	138	1969	1969	2	2	6/30/91
Main Campus-Wausau Satellite-Antigo					2 2		
Northeast Wisconsin Technical College	NEA (AFT 1967)	215	1972	1972	2	3	8/15/94
Green Bay Campus Marinette Campus Sturgeon Bay Campus					2 2 2		

Institution	Bargaining Agent +	Unit Size	Cur. Agent Elected	Initial Contract + +	2/4 Yr. College	No. of Campuses#	Contract Expiration
<u>WISCONSIN (Cont.)</u>							
*Northland College	Ind.	42 ft	1975	1979	4	1	6/30/90
Southwest Wisconsin Technical College	AFT	90 ft 200 pt	1972	1978	2	1	6/30/96
Waukesha County Technical College	NEA	162 ft 47 pt=50% workload 48 pt=50% workload	1967	1967	2	3	7/31/95
Menomonee Falls Campus		10 ft counselors			2		
Pewaukee (Main Campus)		152 ft instructors			2		
Waukesha Campus					2		
Western Wisconsin Technical College	AFT (Ind. 1976)	210	1976	1977	2	6	6/30/94
Wisconsin Indianhead VTAE District	AFT	158	1972	1972	2	4	6/30/95
Ashland Campus					2		
New Richmond Campus					2		
Rice Lake Campus					2		
Superior Campus							
<u>GUAM</u>							
University of Guam	GFT	130	1993	1976	4	1	1994

ENDNOTES

⁺As long as a certificate of recognition is in effect, the institution is designated as having a bargaining agent, even if no collective bargaining has ever taken place. No distinction is made between agents certified as a result of elections and those voluntarily recognized.

⁺⁺Three dashes (---) in this column indicate that according to available information, no contract has been signed.

[#]For purposes of this study, the National Center for Education Statistics' (NCES) definition of a branch campus, along with institutional self-reporting, was used. NCES defines branch campuses as those possessing the following characteristics: a permanent administration, offer programs at least two years in length, located in a community different from parent institutions so as not to be within commuting distance.

*Private institution.

**First contract between parties.

^YColleges and universities that have exercised a Yeshiva-like claim.

ft indicates full-time, pt part-time.

1. Sources for this publication include communication with institutions, faculty organizations, The Chronicle of Higher Education, and the Government Employee Relations Report. Data on bargaining unit size, date of first contract and number of campuses have been obtained through institution and agent self-reporting.

2. The University of Alaska, a statewide system of higher education, restructured itself from 15 separate accredited institutions (which included all the former community colleges) to four separate accredited institutions. The former community colleges, with the exception of Prince William Sound Community College, became extended colleges of one of the three new University centers.

3. Independent agent. Certification covers professional and non-professional librarians. No collective bargaining activity reported; union in inactive status.

4. Claremont Colleges consist of: Claremont McKenna College, Claremont Univ. Grad. School, Harvey Mudd College, Pitzer College, Pomona College and Scripps College.

5. Formerly Marin Community College.

6. Includes two educational centers.

7. See "No-Agent" listing.

8. Includes five off-campus locations.

9. Includes seven campus centers: Alemany, Chinatown C.C. Center, C.C. Skills Center, Downtown Center, John Adams Community Center, John O'Connell C.C. Center and Mission C.C. Center.
10. Santa Clarita Community College District encompasses the College of the Canyons which was cited in previous Directories.
11. Includes eight outreach centers.
12. Includes three satellite centers.
13. The only organized faculty bargaining unit in the University of California System is at Santa Cruz.
14. The Connecticut Community College System and the Connecticut State Technical Colleges were placed under the jurisdiction of a joint Board of Trustees in 1989. However, the faculty at these institutions continue to bargain in two separate units: the community college faculty remain in their original bargaining unit (CCCC) and the technical faculty continue in theirs (AFT).
15. Formerly Post College.
16. Members of three Florida unions representing Florida State University System (UFF), several community colleges (UCCFF), and faculty at two private colleges merged their organizations into the United Faculty of Florida, Local 1847 of AFT (1979). In 1982, AFT dechartered UFF; UFF then affiliated with NEA.
17. Rejected decertification attempt (1978).
18. Rejected decertification/opt out election (Sept. 1981).
19. Chicago State, Eastern Illinois, Governors State, Northeastern Illinois, and Western Illinois University bargain collectively as one unit.
20. Formerly Thornton Community College.
21. East St. Louis Community College and State Community College merged into State Community College of East St. Louis.
22. The recognized bargaining agent, AAUP/NEA, defeated a decertification attempt by the AFT (1979).
23. Rejected decertification attempt (1978).
24. The Board of Regents of Higher Education is comprised of the Massachusetts Community College System and Massachusetts State Colleges; they bargain as two separate units.
25. The recognized bargaining agent, MTA/NEA, defeated a decertification attempt by the AFT (1983).
26. Rejected decertification attempt (1978).

27. University of Massachusetts-Amherst campus rejected decertification attempt (1980).
28. Legislation enacted in September 1991; former name was University of Lowell.
29. Legislation enacted in September 1991; former name was Southeastern Massachusetts University.
30. Mercy College affiliated with the University of Detroit. A bargaining agent election was held in 1990 for the newly formed unit of 206 faculty. In that election, NEA defeated AAUP and retained bargaining rights.
31. Independent bargaining agent (IFO) voluntarily disaffiliated from NEA in 1990 and now bargains as independent local.
32. The University of Minnesota has five campuses: Twin Cities, Morris, Duluth, (four-year institutions); Crookston, Waseca (two-year institutions). Duluth and Waseca are the only unionized campuses and bargain together as one unit.
33. Kearney State College, formerly part of the Nebraska State College System, is now part of the University of Nebraska. For collective bargaining purposes, the faculty unit at Kearney remained intact.
34. Rejected decertification attempt (January 1979).
35. Formerly independent, affiliation vote held in 1991. Faculty select AAUP by a vote of 60-2. AAUP Chapter non-board certified.
36. Includes one campus center.
37. Includes the Kerney Campus Center.
38. Formerly Somerset County College.
39. Existing contract in place prior to election of agent.
40. Union College and Union County Technical Institute merged into Union County College. AAUP, the bargaining agent at Union College, defeated NEA, the bargaining agent at Union County Technical Institute, and won agent status at the newly formed institution. (AAUP-109, NEA-67).
41. Formerly Rutgers Medical School.
42. Includes five extension centers.
43. Associated Community College Faculties ceases to exist as independent union (8/31/78). Individual locals vote to affiliate with either NYSUT/AFT or NYEA/NEA.
44. AAUP affiliated with PSC/AFT (February 1981).
45. Initial faculty agent elected in 1967. Separate staff and adjunct bargaining agents elected in 1971. Three units subsequently combined into one in 1972.

46. Includes the Capital District Educational Campus Center.
47. Adjunct faculty, which previously had been designated as a separate bargaining unit, included with full-time faculty unit (1985).
48. United University Professions defeated challenge to agent status by NYEA (December 1978). The unit includes faculty and non-teaching professionals.
49. Faculty at Kent State University voted to sever ties with NEA, while retaining affiliation with AAUP (1979).
50. Unit voted to disaffiliate with NEA (1985).
51. Includes Ross Island, Southeast and Stadium Campus Centers.
52. Includes thirty-seven sites.
53. Formerly Williamsport Area Community College.
54. APSCUF is the bargaining agent, regardless their affiliation.
55. In 1987, part-time faculty elected AFT as bargaining agent. Ensuing litigation resulted in new election being ordered. New election held in 1991. AFT certified by VERB.
56. Centralia College and South Puget Sound Community College, which had bargained separately were merged into District XII. In 1988, new legislation was passed separating the district.
57. Includes Garrett Heyns Educational Center.
58. Formerly Washington State Community College District XVII.
59. Edmonds C.C. provides educational services for the State Department of Corrections. The unit does not differentiate among teaching assignments.
60. Formerly Fort Steilacoom Community College.
61. Formerly comprised of two entities -- District I Technical Institute, and Area Vocational Technical & Adult Education District I.

**ADJUNCT FACULTY CONTRACTS AND BARGAINING
AGENTS IN PUBLIC AND PRIVATE INSTITUTIONS
IN THE UNITED STATES**

**ADJUNCT FACULTY CONTRACTS AND BARGAINING AGENTS
IN PUBLIC AND PRIVATE INSTITUTIONS IN THE UNITED STATES**

Institution	Bargaining Agent +	Unit Size	Cur. Agent Elected	Initial Contract + +	2/4 Yr. College	No. of Campuses#	Contract Expiration
CALIFORNIA							
Butte College	CWA	525	1990	1991			12/31/93
Coast Community College District	CTA/NEA	1,232	1979	1980	2	3	9/1/96
Coastline Comm. Col.					2		
Golden West Comm. Col.					2		
Orange Coast Comm. Col.					2		
Rancho Santiago Community College District'							
o Continuing Educ. Faculty	CTA/NEA	488	1977		2	2	6/30/95
Santa Rosa Junior College	AFT	80	1989	1991	2	1	6/30/95
State Center Community College District	AFT	575	1992		2	2	
Fresno City College					2		
Kings River Community College					2		
*University of San Francisco	AFT	350	1981	1985	4	1	12/30/95

Institution	Bargaining Agent +	Unit Size	Cur. Agent Elected	Initial Contract + +	2/4 Yr. College	No. of Campuses#	Contract Expiration
<u>CALIFORNIA (Cont.)</u>							
Yuba Comm. College	AFT (Ind. CTA/ NEA 1976)	404	1994				
<u>CONNECTICUT</u>							
Conn. Comm.-Tech. Colleges	AFT	261	1992		2		
Capital Community-Technical College							
Gateway Community-Technical College							
Naugatuck Valley Comm.-Technical Col.							
Norwalk Community-Technical College							
Three Rivers Community-Technical College							
<u>DISTRICT OF COLUMBIA</u>							
*American University	ELIFA (Ind.)	24	1982	1982	4	1	4/30/96
<u>ILLINOIS</u>							
Highland Community College	AFT	2			2	1	8/30/96
Oakton Community College	IEA/NEA	118	1985	1987	2	1	8/10/96

Institution	Bargaining Agent +	Unit Size	Cur. Agent Elected	Initial Contract + +	2/4 Yr. College	No. of Campuses#	Contract Expiration
<u>ILLINOIS (Cont.)</u>							
William Rainey Harper College	NEA	400	1994				
<u>MAINE</u>							
University of Maine System	PATFA/AFT	250	1986	1988	4	7	8/31/93
Univ. of Maine					4		
Univ. of Maine-Augusta					4		
Univ. of Maine-Farmington					4		
Univ. of Maine-Fort Kent					4		
Univ. of Maine-Machias					4		
Univ. of Southern Maine					4		
<u>MASSACHUSETTS</u>							
*Berklee College of Music	AFT	136	1985	1986	4	1	8/31/96
Massachusetts Community College System ¹	NEA/ MTA/ MCCC	1,800	1987	1991	2	15	8/20/93
o Div. of Continuing Ed.							
Berkshire Comm. Col.					2		
Bristol Comm. Col.					2		
Bunker Hill Comm. Col.					2		
Cape Cod Comm. Col.					2		

Institution	Bargaining Agent +	Unit Size	Cur. Agent Elected	Initial Contract + +	2/4 Yr. College	No. of Campuses#	Contract Expiration
Massachusetts Community College System (Cont.)							
Greenfield Comm. Col.					2		
Holyoke Comm. Col.					2		
Massachusetts Bay Comm. Col.					2		
Massasoit Comm. Col.					2		
Middlesex Comm. Col.					2		
Mt. Wachusett Comm. Col.					2		
North Shore Comm. Col.					2		
Northern Essex Comm. Col.					2		
Quinsigmond Comm. Col.					2		
Roxbury Comm. Col.					2		
Springfield Tech. Comm. Col.					2		
Massachusetts State Colleges ¹	NEA/MTA	1,050	1987	1989	4	9	8/31/92
o Div. of Continuing Ed.							
Bridgewater St. Col.					4		
Fitchburg St. Col.					4		
Framingham St. Col.					4		
Mass. Col. of Art					4		
Mass. Maritime of Academy					4		
North Adams St. Col.					4		
Salem St. Col.					4		
Westfield St. Col.					4		
Worcester St. Col.					4		

Institution	Bargaining Agent +	Unit Size	Cur. Agent Elected	Initial Contract ++	2/4 Yr. College	No. of Campuses#	Contract Expiration
<u>MASSACHUSETTS (Cont.)</u>							
University of Massachusetts-Dartmouth	AFT	77	1985	1986	4	1	6/30/93
o Part-time and Visiting Lecturers							
<u>MONTANA</u>							
Flathead Valley Community College	AFT	74	1990	1991	2	2	6/30/94
Lincoln Co. Campus		11			2		
Main Campus		63			2		
<u>NEW JERSEY</u>							
New Jersey State College System	AFT	102	1987	---	4	9	6/30/92
Glassboro St. Col.					4		
Jersey City St. Col.					4		
Kean Col. of New Jersey					4		
Montclair St. Col.					4		
Ramapo Col. of New Jersey					4		
Stockton St. Col.					4		
Thomas A. Edison St. Col.					4		

Institution	Bargaining Agent +	Unit Size	Cur. Agent Elected	Initial Contract + +	2/4 Yr. College	No. of Campuses#	Contract Expiration
New Jersey State College System (Cont.)							
Trenton St. Col.					4		
Wm. Paterson Col. of New Jersey					4		
Rutgers (State University of New Jersey)							
	AAUP	450	1988	1991	4	3	1994
Camden Campus							
New Brunswick Campus					4		
Newark Campus					4		
<u>NEW YORK</u>							
Cornell University, ILR							
	NYSUT/AFT	200	1981	1981	4	3	8/31/92
Long Island Campus							
New York City Campus					4		
Westchester/Rockland Campus					4		
Dutchess Community College							
	NEA (NYSUT/AFT 1985)	270	1987	1987	2	1	8/31/96
Fashion Institute of Technology							
	NYSUT/AFT	700	1971				2/28/95

Institution	Bargaining Agent +	Unit Size	Cur. Agent Elected	Initial Contract + +	2/4 Yr. College	No. of Campuses#	Contract Expiration
<u>NEW YORK (Cont.)</u>							
*Long Island University	CWA						
C.W Post Center	CWA NYEA/NEA 1985)	425	1987	1979	4	1	10/31/96
Brooklyn Center	NYSUT/AFT (AFT 1970)	680	1976	1972	4	1	8/31/94
Nassau Community College	NYSUT/AFT (AFA)	1,719	1974	1974	2	1	9/30/95
Rockland Community College	NYSUT/AFT	350	1993		2	1	
<u>OREGON</u>							
Chemeketa Community College	NEA/OEA	320	1984	1984	2	1	6/30/97
Clackamas Community College	NEA/OEA	368	1986	1986	2	3	6/30/96
Mount Hood Community College	NEA/OEA	400	1982	1984	2	1	8/30/96
Portland Community College	OFT/AFT	820	1984	1986	2	4	9/14/94
Open Campus					2		
Cascade Campus					2		

Institution	Bargaining Agent +	Unit Size	Cur. Agent Elected	Initial Contract + +	2/4 Yr. College	No. of Campuses#	Contract Expiration
Portland Community College (Cont.)							
Rock Creek Campus					2		
Sylvania Campus					2		
Portland State University	AFT	139	1978	1979	4	1	6/30/95
<u>PENNSYLVANIA</u>							
Community College of Philadelphia	AFT	729	1978	1983	2	1	8/31/97
<u>RHODE ISLAND</u>							
*Rhode Island School of Design	NEA	80	1980	1979	4	1	6/30/96
<u>VERMONT</u>							
Vermont State Colleges	AFT	113	1991	---	2/4	4	
Castleton St Col.					4		
Johnson St. Col.					4		
Lyndon St. Col.					4		
Vermont Tech. Col.					2		

Institution	Bargaining Agent +	Unit Size	Cur. Agent Elected	Initial Contract ++	2/4 Yr. College	No. of Campuses#	Contract Expiration
<u>WISCONSIN</u>							
Milwaukee Area Technical College	AFT	1,206	1992	1993	2	4	6/30/96

FOOTNOTES

1. Continuing Education Faculty
2. School of Technology & Applied Sciences
3. Total number of adjunct faculty represented for purposes of collective bargaining is 16,991.

**GRADUATE AND TEACHING ASSISTANT CONTRACTS AND
BARGAINING AGENTS IN PUBLIC AND PRIVATE
INSTITUTIONS IN THE UNITED STATES**

1
2
3
4
5
6
7
8
9
10
11
12
13
14
15
16
17
18
19
20
21
22
23
24
25
26
27
28
29
30
31
32
33
34
35
36
37
38
39
40
41
42
43
44
45
46
47
48
49
50
51
52
53
54
55
56
57
58
59
60
61
62
63
64
65
66
67
68
69
70
71
72
73
74
75
76
77
78
79
80
81
82
83
84
85
86
87
88
89
90
91
92
93
94
95
96
97
98
99
100

**GRADUATE EMPLOYEE BARGAINING AGENTS IN THE UNITED STATES
1995**

Institution	Bargaining Agent +	Unit Size	Cur. Agent Elected	Initial Contract + +	2/4 Yr. College	No. of Campuses#	Contract Expiration
<u>CALIFORNIA</u>							
University of California/ Berkeley	AGSE/ UAW	700	1993		4	1	
<u>FLORIDA</u>							
University of Florida	UFF/NEA	2,934	1982	1982	4	1	6/30/95
University of S. Florida	UFF/NEA	1,200	1982	1982	4	1	6/30/95
<u>MASSACHUSETTS</u>							
University of Massachusetts-Amherst	GEO/UAW	2,000	1990	1991	4	1	1996
University of Massachusetts-Lowell	GEO/UAW	320	1994		4	1	
<u>MICHIGAN</u>							
University of Michigan Ann Arbor	GEO/ AFT	1,603	1976	1976	4	3	2/1/96
						4	

Institution	Bargaining Agent +	Unit Size	Cur. Agent Elected	Initial Contract + +	2/4 Yr. College	No. of Campuses#	Contract Expiration
University of Michigan (Cont.)							
Dearborn						4	
Flint						4	
<u>NEW JERSEY</u>							
Rutgers, State University of New Jersey	AAUP	1,740	1970	1971	4	3	6/30/95
Camden Campus					4		
New Brunswick Campus					4		
Newark Campus					4		
<u>NEW YORK</u>							
State University of New York	GSEU/CWA	3,900	1992		2/4	29	
<u>OREGON</u>							
University of Oregon	GTFF/AFT	1,176	1977	1978	4	1	7/31/95
<u>WISCONSIN</u>							
University of Wisconsin-Madison	TAA/AFT	2,558	1987	1988	4	1	6/30/95

Institution	Bargaining Agent +	Unit Size	Cur. Agent Elected	Initial Contract ++	2/4 Yr. College	No. of Campuses#	Contract Expiration
WISCONSIN (Cont.)							
University of Wisconsin-Milwaukee	MGAA/ AFT	674	1991	1992	4	1	6/30/95

Total number of graduate student employees represented for purposes of collective bargaining is 16,805.

**FACULTY COLLECTIVE BARGAINING
AT CANADIAN UNIVERSITIES**

FACULTY COLLECTIVE BARGAINING AT CANADIAN UNIVERSITIES*

Institution	Affiliation	Unit Size	Cur. Agent Elected	Initial Contract	Contract Expiration
<u>ALBERTA</u> **					
Augustana University	CAUT	56			Annual
University of Alberta	CAUT	1,969	1982		Annual
University of Athabasca	CAUT	129	1982		
University of Calgary	CAUT	1,249	1982		Annual
University of Lethbridge	CAUT	255	1982		Annual
<u>MANITOBA</u>					
Brandon University	CAUT	200	1978	1978	3/31/95
Saint-Boniface	ACPPU/MGEA	64	1983	1977	3/31/94
University of Manitoba	CAUT	1,163	1974	1975	3/31/93
University of Winnipeg	CAUT	265	1981	1982	3/31/93
<u>NEW BRUNSWICK</u>					
Université de Moncton	ACPPU	332	1976	1977	6/30/95

Institution	Affiliation	Unit Size	Cur. Agent Elected	Initial Contract	Contract Expiration
<u>NEW BRUNSWICK (Cont.)</u>					
Mount Allison University	CAUT	100	1982	1984	6/30/95
St. Thomas University	CAUT	77	1976	1977	6/30/94
Saint-Louis Maillet	ACPPU	48	1972	1972	8/31/92
Shippagan	ACPPU	29	1978	1978	6/30/95
University of New Brunswick	CAUT	606	1979	1980	6/30/95
<u>NEW FOUNDLAND</u>					
Memorial University	CAUT	879	1988	1988	3/31/95
<u>NOVA SCOTIA</u>					
Acadia University	CAUT	219	1976	1977	11/1/97
Dalhousie University	CAUT	749	1978	1978	11/1/97
Mount St. Vincent University	CAUT	160	1989	1989	11/1/97
Nova Scotia College of Art and Design	CAUT	60	1985	1985	11/1/97

Institution	Affiliation	Unit Size	Cur. Agent Elected	Initial Contract	Contract Expiration
NOVA SCOTIA (Cont.)					
St. Francis Xavier University	CAUT	139	---	---	11/1/97
Saint Mary's University	CAUT	214	1974	1974	11/1/97
Technical University of Nova Scotia	CAUT	88	1980	1980	11/1/97
Université Sainte-Anne	ACPPU	40	1982	1980	11/1/97
University College of Cape Breton	CAUT	97	1975	1976	11/1/97
ONTARIO					
Algoma University College	CAUT	38	1976	1980	6/30/92
Algonquin Community College	OPSEU	725	1971	1971	8/31/94
Brock University	CAUT	272			6/30/97
Cambrian Community College	OPSEU	390	1971	1971	8/31/94

Institution	Affiliation	Unit Size	Cur. Agent Elected	Initial Contract	Contract Expiration
ONTARIO (Cont.)					
Canadore Community College	OPSEU	225	1971	1971	8/31/94
Carleton University	CAUT	737	1975	1975	4/30/94
Centennial Community College	OPSEU	500	1971	1971	8/31/94
Conestoga Community College	OPSEU	310	1971	1971	8/31/94
Confederation Community College	OPSEU	225	1971	1971	8/31/94
Durham Community College	OPSEU	245	1971	1971	8/31/94
Fanshawe Community College	OPSEU	615	1971	1971	8/31/94
George Brown Community College	OPSEU	750	1971	1971	8/31/94
Georgian Community College	OPSEU	350	1971	1971	8/31/94
Hearst University	ACPPU	16	1982	1983	6/30/95
Humber Community College	OPSEU	750	1971	1971	8/31/94
King's College	CAUT	57	1973	1973	Annual

Institution	Affiliation	Unit Size	Cur. Agent Elected	Initial Contract	Contract Expiration
ONTARIO (Cont.)					
La Cité Collégiale	OPSEU	180	1989		8/31/94
Lakehead University	CAUT	312	1979	1981	6/30/96
Lambton Community College	OPSEU	175	1971	1971	8/31/94
Laurentian University	CAUT	332	1979	1980	6/30/95
Loyalist Community College	OPSEU	205	1971	1971	8/31/94
Mohawk Community College	OPSEU	630	1971	1971	8/31/94
Niagara Community College	OPSEU	290	1971	1971	8/31/94
Northern Community College	OPSEU	160	1971	1971	8/31/94
Ontario Institute for Studies in Education	CAUT	135	1977	1977	6/30/95
Ryerson Polytechnical Institute	CAUT	570	1964	1966	6/30/91
St. Clair Community College	OPSEU	360	1971	1971	8/31/94
St. Lawrence Community College	OPSEU	325	1971	1971	8/31/94

Institution	Affiliation	Unit Size	Cur. Agent Elected	Initial Contract	Contract Expiration
ONTARIO (Cont.)					
Sault Community College	OPSEU	225	1971	1971	8/31/94
Seneca Community College	OPSEU	750	1971	1971	8/31/94
Sheridan Community College	OPSEU	530	1971	1971	8/31/94
Sir Sandford Fleming Community College	OPSEU	375	1971	1971	8/31/94
Trent University	CAUT	212	1980	1981	6/30/96
Nipissing Univ. College	CAUT	49	1994	1994	4/30/96
University of Ottawa	CAUT	974	1975	1976	4/30/93
University of Windsor	CAUT	652	1977	1976	6/30/96
Wilfrid Laurier University	CAUT	288	1988	1988	3/31/96
York University	CAUT	1,062	1977	1976	4/30/92
QUÉBEC					
Bishop's University	FQPPU/CAUT	96	1976	1976	12/31/92
Concordia University	FQPPU/CAUT	795	1981	1981	11/30/95

Institution	Affiliation	Unit Size	Cur. Agent Elected	Initial Contract	Contract Expiration
QUEBÉC (Cont.)					
Institut Armand Frappier	FQPPU	38	1979	1980	6/11/95
Institut National de la Recherche Scientifique	FQPPU	85	1973	1973	11/30/97
Université Laval	FQPPU/ACPPU	1,063	1975	1977	11/30/96
Université de Montréal	FQPPU	1,280	1975	1975	N/A
Université du Québec à Chicoutimi	FQPPU	229	1979	1979	2/28/95
Université du Québec à Hull	FQPPU	151	1980	1980	2/28/95
Université du Québec à Montréal	FQPPU/CSN	994	1971	1971	2/28/95
Université du Québec en Abitibi-Témiscamingue	FQPPU	69	1982	1982	2/28/95
Université du Québec à Rimouski	FQPPU	166	1973	1973	2/28/95
Université du Québec à Trois-Rivières	FQPPU	345	1971	1971	6/30/95
Université de Sherbrooke	FQPPU	401	1974	1976	5/31/95

Institution	Affiliation	Unit Size	Cur. Agent Elected	Initial Contract	Contract Expiration
QUEBÉC (Cont.)					
Ecole de technologie supérieur	FQPPU	71	1984		5/3/95
Téle-Université	FQPPU	35	1981		9/9/95
McGill University	FQPPU	756	N/A	N/A	N/A
Faculté de médecine de l'Université de Sherbrooke	FQPPU	221	1973	1978	5/31/95
Faculté des Sciences appliquées de l'Université de Sherbrooke	FQPPU	60	1970		11/30/93
SASKATCHEWAN					
St. Thomas More College	CAUT	40	1977	1977	6/30/90
University of Regina	CAUT	767	1977	1977	6/30/93
University of Saskatchewan	CAUT	925	1977	1977	6/30/93

SPECIAL PLAN BARGAINING: CANADIAN UNIVERSITIES ***

Institution	Affiliation	Bargaining Unit Size	Provisions
<u>BRITISH COLUMBIA</u>			
British Columbia	CAUT	1,578	Annual monetary negotiations culminating in interest arbitration (conventional) pursuant to a "Framework Agreement" for bargaining; provides as well for the negotiation of subsidiary agreements on "Conditions of Appointment."
Simon Fraser	CAUT	606	Some terms and conditions negotiable, others may not be unilaterally altered. Annual monetary negotiations culminating in interest arbitration (conventional).
<u>ONTARIO</u>			
Toronto	CAUT	1,745	Special Plan addresses many terms and conditions of employment; annual salary and benefit negotiations culminating in arbitration.
Guelph	CAUT	527	Comprehensive agreement on terms and conditions of employment; annual salary and benefit negotiations culminating in mediation.
<u>PRINCE EDWARD ISLAND</u>			
Prince Edward Island	CAUT	175	Annual monetary negotiations culminating in interest arbitration (Final Offer Selection) pursuant to framework document; other terms and conditions not part of Special Plan Bargaining arrangement.

ENDNOTES

* The statistical information for the Canadian section of the Directory has been provided by the Canadian Association of University Teachers (CAUT), Ottawa, by the Fédération Québécoise des Professeures et Professeurs d'Université (FQPPU), Montréal, and by the Ontario Public Service Employees Union.

The following Canadian organizations are listed in this Directory.

1. Canadian Association of University Teachers/Association Canadienne des Professeures et Professeurs d'Université.
2. Fédération Québécoise des Professeures et Professeurs d'université.
3. Centrale de l'Enseignement du Québec.
4. Confédération des Syndicats Nationaux.
5. Ontario Public Service Employees Union.

* According to information supplied by CAUT, all collective agreements in Nova Scotia are extended for a period of two years by the Act Respecting Compensation Restraint in the Public Sector.

** Statutory recognition in 1982.

*** Faculty association and Board of Governors engage in bargaining outside the scope of labor relations legislation.

SUMMARY OF ELECTIONS, UNITED STATES
JANUARY 1 - DECEMBER 31, 1994

SUMMARY OF ELECTIONS-1994

A. AGENTS ELECTED

Institution	State	Unit Size	Vote	Agent Elected	2/4 Year College
Cuesta College	CA	297	AFT 136 N-Agt. 97	AFT	2
*Delaware Valley College	PA	85	AAUP 68 N-Agt. 14	AAUP	4
Eastern Washington University	WA	404	AFT/ 183 NEA N-Agt. 154	AFT/NEA	4
Feather River Comm. College	CA	45 pt	AFT 20 N-Agt. 3	AFT	2
Nebraska State Colleges	NE	70 (prof. unit)	Unavailable	NEA	2
New Mexico Comm. College	NM	37	AFT 25 N-Agt. 6	AFT	2
William Rainey Harper College	IL	400 pt	NEA 60 N-Agt. 22	NEA	2
Yuba College	CA	404 pt	AFT 110 N-Agt. 13	AFT	2

B. CHANGE IN AGENT STATUS

Institution	State	Unit Size	Vote	New Agent	Former Agent	2/4 Year College
*University of Scranton	PA	249	Unavailable	AAUP	Ind.	4

C. CHALLENGE TO AGENT STATUS

Institution	State	Unit Size	Vote	Challenging Union	2/4 Year College
Bellingham Tech. College	WA	45	AFT 17 NEA 24	AFT	2

D. AGENTS DECERTIFIED

No reported faculty agent decertifications during 1994.

E. NO-AGENT VOTES

Institution	State	Unit Size	Vote	Union(s) Defeated	2/4 Year College
Cerritos Community College	CA	222	AFT 22 NEA 50 N-Agt. 124	AFT NEA	2

STATISTICAL ANALYSIS

"HOW WE COUNT"

We continue to receive queries as to the methods we employ to "count". Set forth below are several explanations as to our "counting" process which, we hope, will be of value to the reader.

INSTITUTIONS: Institutions are identified as colleges and universities that may be autonomous entities having a single campus (University of Montana), or as multi-campus systems (California State University) which bargain collectively as one. Each institution is represented by a single agent and is counted as one agent and/or one contract. The current volume of the Directory shows 489 agents in institutions involved in faculty collective bargaining. However, this figure embraces 1,057 campuses. In the example of SUNY, although there are 29 campuses, for the purposes of the Directory this is tabulated as one institution, one agent and 29 campuses.

CAMPUSES: To present another demographic perspective, we also have included a campus "count". A campus, as defined by the National Center for Education Statistics, has a permanent administration, offers programs at least two years in length, and is located in a community different from parent institutions so as not to be within commuting distance. Using SUNY once again, the 29 campuses include the State University Colleges at Buffalo, New Paltz and Potsdam, etc. All are covered by a single agreement. Our own college, Baruch, is one of the 18 campuses included in CUNY and, while reflected in the campus count, is subsumed under CUNY in the institution count.

TWO YEAR/FOUR YEAR: Those institutions that contain two- and four-year colleges within the same system, such as CUNY, are recorded as four-year institutions. However, the two-year components are tabulated as such under the campus count. For example, Queensborough Community College is shown as a unionized two-year campus, but its collective bargaining agreement status is tabulated as one of the 18 campuses under one institution, CUNY.

"WHO WE COUNT"

This Directory includes full- and part-time faculty, administrators, chairpersons, and other professional staff bargaining units. Professional staff is defined, but not limited to, librarians, counselors, computer specialists, registrars and related titles. It should be noted that at some institutions, librarians and counselors have faculty status, while at others, they are considered administrators. Excluded from the Directory are academic support staff (non-professional) and health care support staff. We acknowledge the existence of some overlap between groups and will make efforts to refine them in future volumes.

We have included a separate listing of graduate student unions, but we have not included those numbers in our statistics.

TABLE ONE
RECOGNIZED FACULTY BARGAINING AGENTS--PUBLIC AND PRIVATE
1995

UNION	PUBLIC 4-YEAR	PUBLIC 2-YEAR	TOTAL PUBLIC	PRIVATE 4-YEAR	PRIVATE 2-YEAR	TOTAL PRIVATE	TOTAL 4-YEAR	TOTAL 2-YEAR	GRAND TOTALS
AAUP	27	7	34	22	1	23	49	8	57
AFT	26	111	137	19	3	22	45	114	159
NEA	26	186	212	10	4	14	36	190	226
IND	6	29	35	6	2	8	12	31	43
AAUP/ AFT	2	1	3	0	0	0	2	1	3
AFT/NEA	1	1	2	0	0	0	1	1	2
AAUP/ NEA	1	0	1	0	0	0	1	0	1
AFT/IND	0	0	0	0	0	0	0	0	0
AAUP/ IND	0	0	0	1	0	1	1	0	1
NEA/IND	0	0	0	0	0	0	0	0	0
AFGE	2	0	2	0	0	0	2	0	2
AFSCME	1	0	1	0	0	0	1	0	1
CWA	0	1	1	1	0	1	1	1	2
OTHERS	1	3	4	1	0	1	2	3	5
TOTALS	93	339	432	60	10	70	153	349	502

**TABLE TWO
 FACULTY BARGAINING AGENTS IN TWO-
 AND FOUR-YEAR INSTITUTIONS, 1995**

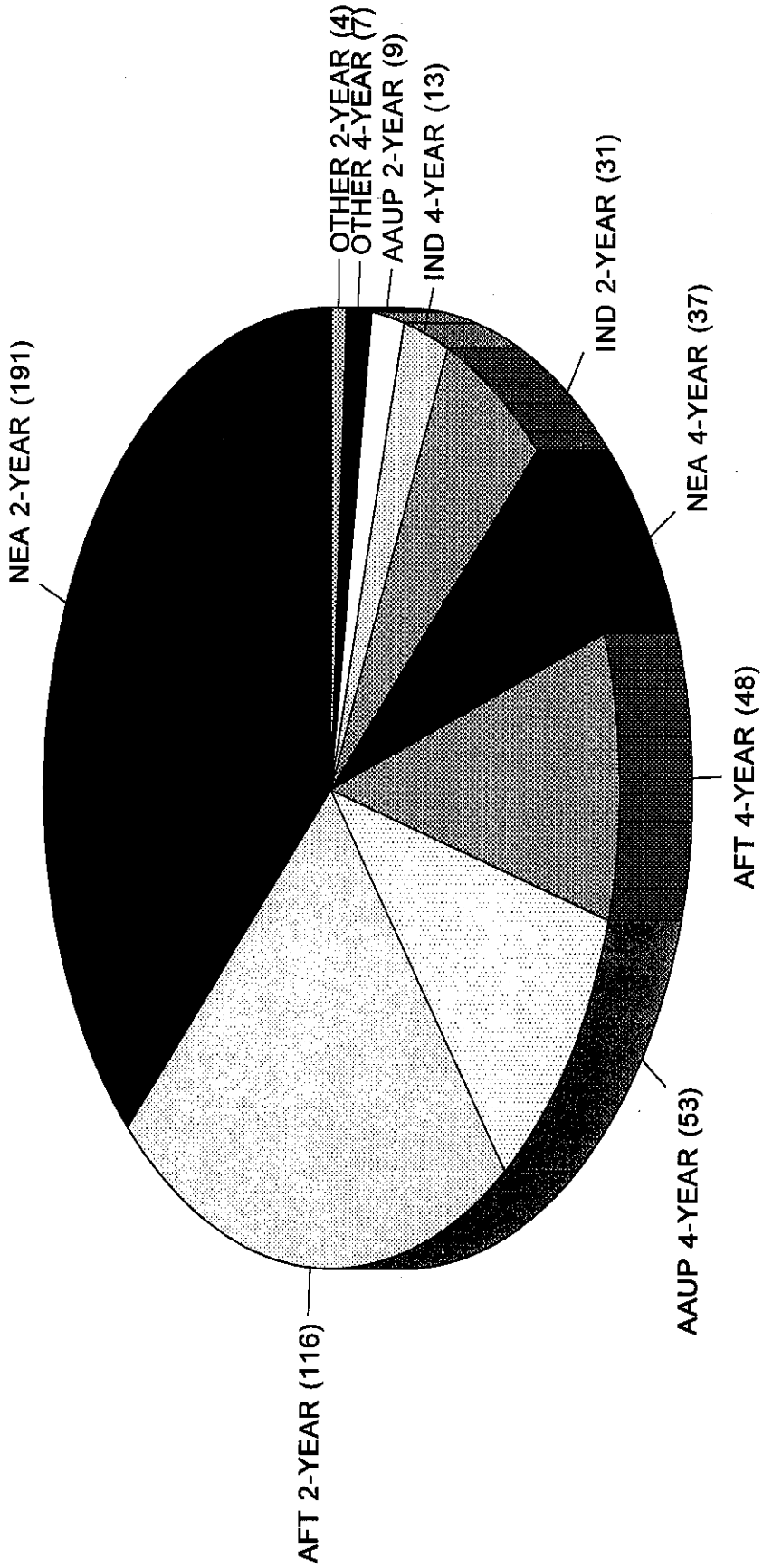


TABLE FOUR
ANALYSIS OF COLLECTIVE BARGAINING AGENTS AND COLLECTIVE BARGAINING AGREEMENTS
1995

A. RECOGNIZED AGENTS

4/2 YEAR	AAUP		AFT		NEA		AAUP/		AFT/		AAUP/		NEA/		AFGE	AFSCME	OTHER	TOTAL
	AAUP	AFT	AAUP	AFT	NEA	AFT	NEA	IND	IND	IND	IND	IND	IND					
4	49	45	36	12	1	1	1	1	0	0	1	0	0	2	1	3	153	
2	8	114	190	31	1	1	0	0	0	0	0	0	0	0	0	4	349	
TOTAL	57	159	226	43	2	1	1	1	0	0	1	0	0	2	1	7	N=502	

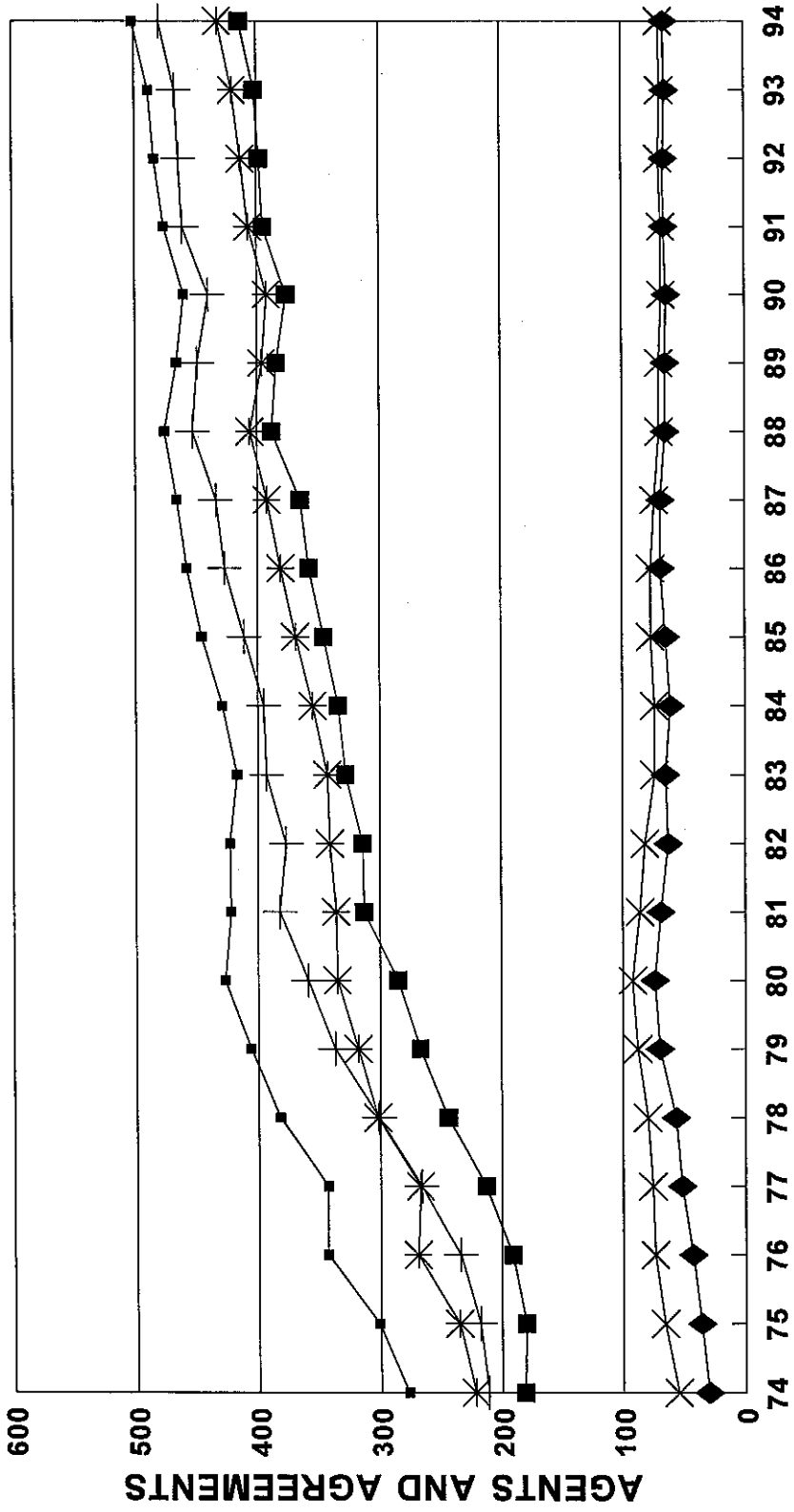
B. COLLECTIVE BARGAINING AGREEMENTS

4/2 YEAR	AAUP		AFT		NEA		AAUP/		AFT/		AAUP/		NEA/		AFGE	AFSCME	OTHER	TOTAL
	AAUP	AFT	AAUP	AFT	NEA	AFT	NEA	IND	IND	IND	IND	IND	IND					
4	46	44	34	9	0	1	0	1	0	0	1	0	0	2	1	2	142	
2	8	106	187	31	1	1	0	0	0	0	0	0	0	0	0	4	338	
TOTAL	54	150	221	40	1	1	1	1	0	0	1	0	0	2	1	6	N=480	

C. BARGAINING UNITS WITHOUT AGREEMENTS

4/2 YEAR	AAUP		AFT		NEA		AAUP/		AFT/		AAUP/		NEA/		AFGE	AFSCME	OTHER	TOTAL
	AAUP	AFT	AAUP	AFT	NEA	AFT	NEA	IND	IND	IND	IND	IND	IND					
4	3	1	2	3	0	1	0	0	0	0	0	0	0	0	0	1	11	
2	0	8	3	0	0	0	0	0	0	0	0	0	0	0	0	0	11	
TOTAL	3	9	5	3	0	1	0	0	0	0	0	0	0	0	0	1	N=22	

TABLE FIVE
FACULTY BARGAINING AGENTS AND COLLECTIVE
BARGAINING AGREEMENTS, 1974-1994



1974-1994

LEGEND

+ Total Agents * Public CBA's ■ Public Agents ◆ Private CBA's
 + Total Agents * Public CBA's ◆ Private Agents * Private CBA's

TABLE SIX
FACULTY BARGAINING AGENTS AND COLLECTIVE BARGAINING AGREEMENTS
IN TWO- AND FOUR-YEAR INSTITUTIONS, 1974-1994

	4 YEAR CBAs	4 YEAR AGENTS	2-YEAR CBAs	2-YEAR AGENTS	TOTAL CBAs	TOTAL AGENTS
1974	66	97	145	180	211	277
1975	68	111	150	190	218	301
1976	76	125	158	218	234	343
1977	90	119	176	224	266	343
1978	93	131	208	251	301	382
1979	118	145	219	261	337	406
1980	123	151	236	276	359	427
1981	114	138	268	284	382	422
1982	109	137	268	286	377	423
1983	118	134	275	283	393	417
1984	117	138	278	291	395	429
1985	125	143	286	303	411	446
1986	135	151	292	307	427	458
1987	139	151	295	315	434	466
1988	140	154	313	322	453	476
1989	134	146	315	320	449	466
1990	129	143	311	317	440	460
1991	133	142	328	334	461	476
1992	137	147	327	336	464	483
1993	138	150	329	339	467	489
1994	142	152	338	350	480	502

TABLE SEVEN
FACULTY REPRESENTED BY CERTIFIED BARGAINING AGENTS
1995

UNION	PUBLIC 4-YEAR	PUBLIC 2-YEAR	TOTAL PUBLIC	PRIVATE 4-YEAR	PRIVATE 2-YEAR	TOTAL PRIVATE	TOTAL 4-YEAR	TOTAL 2-YEAR	GRAND TOTALS
AAUP	21,135	2,120	23,255	3,959	180	4,139	25,094	2,300	27,394
AFT	39,679	41,293	80,972	3,641	93	3,734	43,320	41,386	84,706
NEA	24,907	43,340	68,247	962	129	1,091	25,869	43,469	69,338
IND	5,598	12,618	18,216	231	185	416	5,829	12,803	18,632
AAUP/ AFT	17,459	125	17,584	0	0	0	17,459	125	17,584
AFT/ NEA	404	223	627	0	0	0	404	223	627
AAUP/ NEA	18,400	0	18,400	0	0	0	18,400	0	18,400
AFT/IND	0	0	0	0	0	0	0	0	0
AAUP/ IND	0	0	0	920	0	920	920	0	920
NEA/IND	0	0	0	0	0	0	0	0	0
AFGE	126	0	126	0	0	0	126	0	126
AFSCME	358	0	358	0	0	0	358	0	358
CWA	0	525	525	425	0	425	425	525	950
OTHERS	50	3,136	3,186	0	0	0	50	3,136	3,186
TOTALS	128,116	103,380	231,496	10,138	587	10,725	138,254	103,967	242,221

**TABLE EIGHT
 FACULTY REPRESENTED BY CERTIFIED
 BARGAINING AGENTS, 1995**

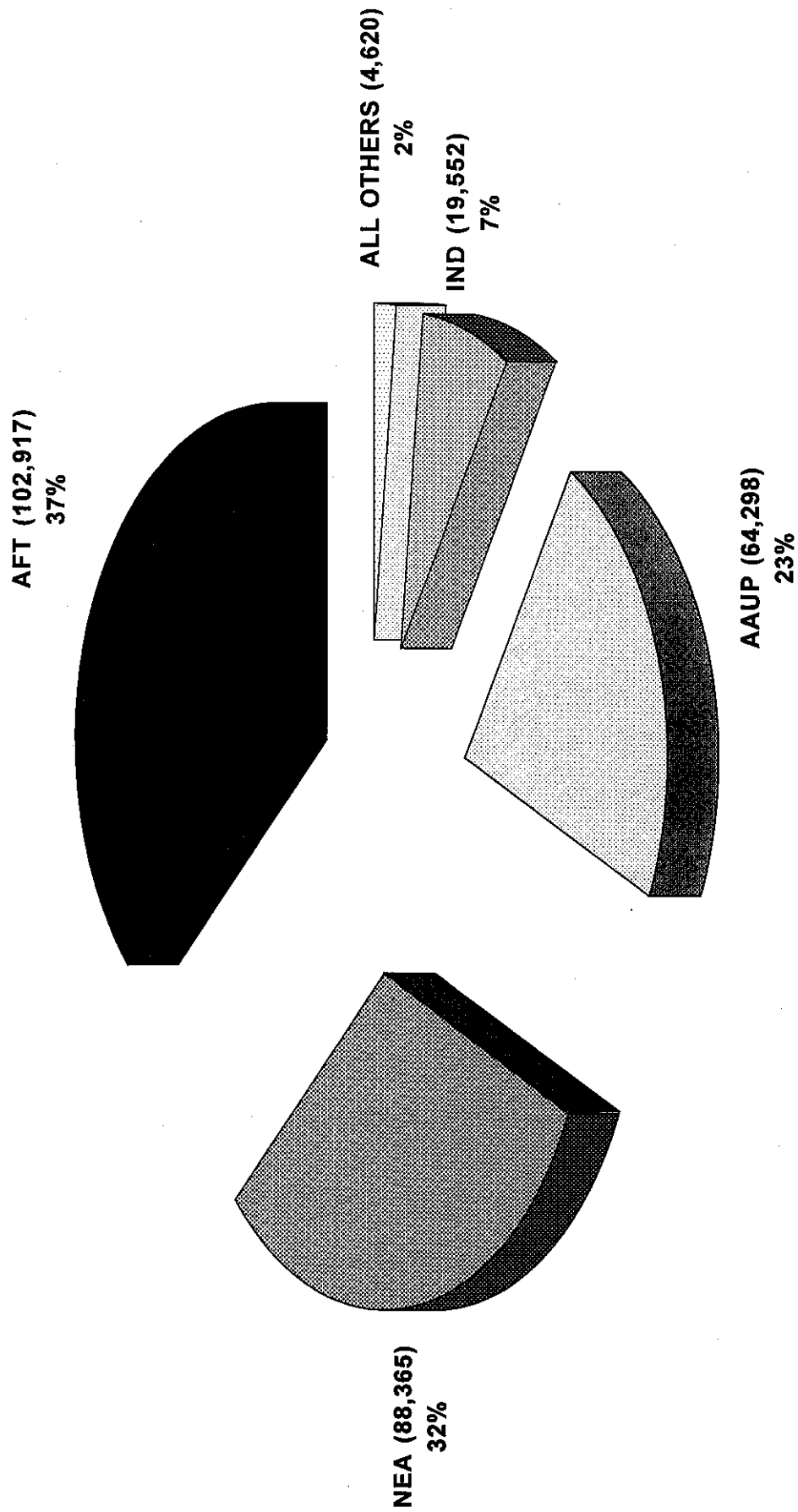


TABLE NINE
 CAMPUSES REPRESENTED BY RECOGNIZED FACULTY
 BARGAINING AGENTS - PUBLIC AND PRIVATE, 1995

A. PUBLIC INSTITUTIONS

4/2 YEAR	AAUP/			AFT/			AAUP/			AFT/			AAUP/			AFT/			AAUP/			AFT/				
	AAUP	AFT	IND	NEA	NEA	IND	NEA	NEA	IND	NEA	NEA	IND	NEA	NEA	IND	NEA	NEA	IND	NEA	NEA	IND	NEA	NEA	IND	AFSCME	OTHER
4	68	122	16	79	19	16	1	20	0	0	0	0	0	0	0	0	0	0	0	0	0	0	0	4	1	332
2	13	210	44	370	3	44	1	0	0	0	0	0	0	0	0	0	0	0	0	0	0	0	0	0	14	655
TOTAL	81	332	60	449	22	60	2	20	0	0	0	0	0	0	0	0	0	0	0	0	0	0	4	15	987	

B. PRIVATE INSTITUTIONS

4/2 YEAR	AAUP/			AFT/			AAUP/			AFT/			AAUP/			AFT/			AAUP/			AFT/				
	AAUP	AFT	IND	NEA	NEA	IND	NEA	NEA	IND	NEA	NEA	IND	NEA	NEA	IND	NEA	NEA	IND	NEA	NEA	IND	NEA	NEA	IND	AFSCME	OTHER
4	26	22	6	11	0	6	0	0	0	0	0	0	2	0	0	0	0	0	0	0	0	0	0	0	7	74
2	3	4	2	5	0	2	0	0	0	0	0	0	0	0	0	0	0	0	0	0	0	0	0	0	0	14
TOTAL	29	26	8	16	0	8	0	0	0	0	0	0	2	0	0	0	0	0	0	0	0	0	0	7	88	

C. SUMMARY

4/2 YEAR	AAUP/			AFT/			AAUP/			AFT/			AAUP/			AFT/			AAUP/			AFT/				
	AAUP	AFT	IND	NEA	NEA	IND	NEA	NEA	IND	NEA	NEA	IND	NEA	NEA	IND	NEA	NEA	IND	NEA	NEA	IND	NEA	NEA	IND	AFSCME	OTHER
4	94	144	22	90	19	22	1	20	0	0	0	2	0	0	0	0	0	0	0	0	0	0	0	4	8	406
2	16	214	46	375	3	46	1	0	0	0	0	0	0	0	0	0	0	0	0	0	0	0	0	0	14	669
TOTAL	110	358	68	465	22	68	2	20	0	0	0	2	0	0	0	0	0	0	0	0	0	0	4	22	N=1,075	

**TABLE TEN
GEOGRAPHIC DISTRIBUTION OF UNIONIZED
FACULTY
1995**

STATE	UNIONIZED FACULTY
ALASKA	7
ARIZONA	687
ARKANSAS	200
CALIFORNIA	66,076
COLORADO	77
CONNECTICUT	9,884
DELAWARE	1,078
D.C.	454
FLORIDA	10,889
HAWAII	3,421
ILLINOIS	7,985
IOWA	2,095
KANSAS	1,280
MAINE	1,854
MARYLAND	1,050
MASSACHUSETTS	9,614
MICHIGAN	10,307

**TABLE TEN (CONT.)
GEOGRAPHIC DISTRIBUTION OF UNIONIZED
FACULTY
1995**

STATE	UNIONIZED FACULTY
MINNESOTA	5,525
MISSOURI	539
MONTANA	987
NEBRASKA	1,938
NEVADA	103
NEW HAMPSHIRE	1,032
NEW JERSEY	10,610
NEW MEXICO	37
NEW YORK	55,250
OHIO	5,091
OREGON	4,867
PENNSYLVANIA	11,491
RHODE ISLAND	2,066
SOUTH DAKOTA	1,168
VERMONT	393
WASHINGTON	9,189
WISCONSIN	4,847
GUAM	130

TABLE ELEVEN
BARGAINING AGENTS, BY STATE
1995

State	Public		Private		
	4-Year	2-Year	4-Year	2-Year	
Alaska		1			
Arizona		2			
Arkansas	1				
California	5	73	5		
Colorado			1		
Connecticut	6	4	2	1	
Delaware	2				
D.C.	1		1		
Florida	1	8	2		
Hawaii	1				
Illinois	2	42		1	
Iowa	1	12			
Kansas	1	14			
Maine	3	1			
Maryland	1	2			
Massachusetts	6	2	6	2	
Michigan	11	25	5		
Minnesota	2	1			
Missouri	0	2	1		
Montana	4	4			
Nebraska	5	7			
Nevada		1			
New Hampshire	2		2		
New Jersey	7	18	3	1	
New Mexico		1			
New York	7	33	19	3	
Ohio	6	11	3		
Oregon	4	16	1		
Pennsylvania	6	14	4	2	
Rhode Island	2	1	4		
South Dakota	1				
Vermont	2				
Washington	2	28			
Wisconsin		16	1		
Guam	1				
Totals	93	339	60	10	N=502

TABLE TWELVE
SUMMARY OF DECERTIFICATIONS¹

Year	Institution	State	2/4	Unit Size	Agent	Year Agent Elected
1976	*New England College	NH	4		AFT	
1977	*Jamestown College	ND	4		NEA	
1980	Delaware Technical & CC	DE	2	230	NEA	1974
1980(Y) ²	*Catholic Univ. of America Law School	DC	Grad.	22	Ind.	1977
1980(Y)	*Yeshiva University	NY	4	200	Ind.	1976
1981(W)	*Goddard College	VT	4	10	AFT	1975
1981(Y)(W) ³	*Mount Vernon College	DC	4	25	AAUP	1977
1981(Y)	*Salem College	WV	4	64	NEA	1979
1981(W)	Southwestern Mich. Coll.	MI	2	35	NEA	1969
1981(Y)	*Univ. of Albuquerque	NM	4		AFT	1982
1982(Y)(W)	*Ashland College	OH	4	82	AAUP	1972
1982(Y)(W)	*Daemen College	NY	4	80	AAUP	1979
1982(Y)(W)	*Drury College	MO	4	60	AAUP	1979
1982(Y)	*College of Osteopathic Medicine & Surgery	IA	4	65	AFT	1975
1982(Y)	*Ithaca College	NY	4		AFT	1978
1982(Y)	*Stevens Institute of Tech.	NJ	4	109	AAUP	1976
1982(Y)	*Thiel College	PA	4	63	AAUP	
1982(Y)	*Wagner College	NY	4	105	AFT	1979
1983(Y)	*Ohio Northern University	OH	4	145	NEA	1979
1983(Y)	*Seton Hall University	NJ	4	350	AFT	1982
1983(Y)	*Stephens College	MO	4	120	AFT	1979
1983(Y)	*University of New Haven	CT	4	130	AFT	1979
1984(Y)	*Boston University	MA	4	860	AAUP	1975
1984(Y)	*Polytechnic Institute of NY	NY	4	220	AAUP	1971
1985(Y)	*Lewis University	IL	4	97	Ind.	1975
1985(W)	*Cottey College	MO	2	30	AFT	1976
1987	*U. of Dubuque Seminary	IA	2	13	NEA	1973
1987(Y)	*Fairleigh Dickinson Univ.	NJ	2/4	495	AAUP	1974
1987(W)	Rutgers Univ. (Part-time)	NJ	4	80	Ind.	1978
1987	Lansing C.C. (Admin. Assn)	MI	2	60	Ind.	1977
1988(Y)	*Univ. of Dubuque	IA	4	60	NEA	1973
1989	Florida Memorial College	FL	4	40	UFF/NEA	1976
1989(Y)(W)	*Marymount University	VA	4	51	AAUP	1989

¹ For purposes of this listing, decertifications are defined as those instances in which a bargaining agent election is lost by the certified agent to "No-Agent" or when the NLRB or appropriate state agency determines that the certified agent is no longer "representative". Those instances in which the certified agent was challenged by a competing organization and subsequently lost its certificate are not considered technical decertifications and are listed under "Change in Agent Status".

² Y - Results of Yeshiva litigation.

³ W - Union voluntarily withdrew its certification.

TABLE THIRTEEN

ROSTER OF INSTITUTIONS AFFECTED BY THE YESHIVA DECISION

Institution	State	Unit Size	Agent/Status	Year Agent Elected
Adrian College	MI	56	NEA-NM ¹	'75
American International College	MA	--	AAUP-M ¹	--
American Univ. Eng. Lang. Institute	DC	37	ELIFA-NM	'82
Ashland College	OH	82	AAUP-D,W ¹	'72
Boston University	MA	860	AAUP-D,M	'75
Bradford College	MA	29	IBT-NM,NA ¹	'82
Catholic U. of America Law School	DC	22	IND-D,M	'77
College of Osteopathic Medicine	IA	65	AFT-D,M	'76
College of Saint Rose	NY	--	NEA-M	--
College of Saint Theresa	MN	--	IND-W	--
Cooper Union	NY	55	AFT-NM	'74
Daemen College	NY	80	AAUP-D,W	'79
Dean Academy and Jr. College	MA	--	AFT-M	--
Drury College	MO	60	AAUP-D,W	'79
Duquesne Univ. Law School	PA	26	IND-M	--
Fairleigh Dickinson Univ.	NJ	495	AAUP-D,M	'74
Florida Memorial College	FL	40	UFF/NEA-NM	'79
Ithaca College	NY	--	NYSUT/AFT-D,M	'78
Kendall School of Design	MI	50	NEA-NM	'74
Lewis & Clark College	OR	75	AAUP-NM,AP ¹	'79
Lewis University	IL	97	IND-D,M	'75
Livingstone College	NC	77	AFT-M	--
Long Island Univ.-Brooklyn	NY	250	AFT-W	'76
Long Island Univ.-C.W. Post	NY	350	AFT-W	'76
Long Island Univ.-Coll. of Pharmacy	NY	25	AAUP-W	'78
Long Island Univ.-Southampton	NY	72	AFT-W	'76
Loretto Heights College	CO	100	NEA-NM-Closed '88	'72
Marymount University	VA	51	NEA-NM,AAUP-W '89	'75
Milton College	WI	35	AFT-Closed '82	'79
Montefiore Hosp./Med. Ctr.	NY	--	NYSFPD-NA,W	--
Mount Allison University	CAN	122	CAUT-NM	'82
Mount Vernon College	DC	25	AAUP-DW	'77
Nasson College	ME	30	AFT-Closed '82	'77
New York Medical College	NY	--	AFT-NM,NA	--
Ohio Northern University	OH	145	NEA-D,M	'79
Parsons School of Design	NY	--	AFT-NM,NA	--
Polytechnic Inst. of NY	NY	220	AAUP-D,M	'71

Institution	State	Unit Size	Agent/Status	Year Agent Elected
ROSTER OF INSTITUTIONS (Cont'd.)				
Pratt Institute	NY	470	AFT-NM	'71
Puerto Rico Jr. College	PR	--	IND-NM	'75
Rio Grande College	OH	76	IND-W	'76
Saint Joseph College	ME	27	NEA-NM,AP	--
Salem College	WV	64	NEA,D,M	'79
Seattle University	WA	--	AAUP-W	--
Seton Hall University	NJ	350	AFT-D,M	'82
Simon's Rock of Bard College	MA	27	AAUP-W	'80
Southern Oregon State College	OR	193	IND-NM	'73
Stephens College	MO	120	AFT-D,M	'79
Stephens Inst./Acad. of Art Coll.	CA	--	IND-NM	'76
Stevens Inst. of Technology	NJ	109	AAUP-D,M	'76
St. Thomas University	FL	43	UFF/NEA-NM,NA	'90
Thiel College	PA	63	AAUP-D,M	--
University of Alaska	AK	--	NEA ²	'82
Univ. of Albuquerque	NM	92	AFT-D,M	--
Univ. Central De Bayamon	PR	--	UPU-NM	--
Univ. of Dubuque	IA	46	NEA-D,M	'73
Univ. of New Haven	CT	130	AFT-D,M	'76
Univ. of Pittsburgh	PA	1250	AAUP/AFT-M,AP	--
Villanova University	PA	--	AAUP-W	--
Wagner College	NY	105	AFT-D,M	'79
Wichita State Univ.	KS	--	KEA ³	--
Wilberforce University	OH	49	AAUP-NM	'79
Wordsworth Academy	PA	--	AFT-NM	--
Yeshiva University	NY	200	IND-D,M	'76

1. AP = Appeal Pending
D = Decertified
M = Managerial
NA = "No-Agent" Elected
NM = Nonmanagerial
W = Agent Withdrew, Voluntary Resolution

2. Public sector claim. ALRA held Yeshiva not applicable to the University of Alaska and further "...that if the faculty were to be considered managers... they would be entitled to a manager's unit or similarly designated unit." See Case no. UA-80-2 (1981).

3. Public sector claim. Kansas PERB held Yeshiva not applicable and found faculty at Wichita State University nonmanagerial. PERB ordered the designation of an appropriate bargaining unit as recommended by the hearing officer. See Case no. 75-UD-01-1980 (Kansas PERB (1981)).

TABLE FOURTEEN
COLLEGE CLOSINGS¹

Institution	State	Agent	Unit Size	2/4 Year	Closing Date
*Antioch School of Law ²	DC	AFT	16	3	1988
*Central YMCA C. C.	IL	AFT	80	2	1983
*Colorado Women's College		CO	AAUP	42	41982
*Detroit Inst. of Tech.	MI	NEA	34	4	1981
*Loretto Heights Coll.	CO	NEA	80	4	1988
*Milton College	WI	AFT	35	4	1982
*Nasson College	ME	AFT	30	4	1983
*Nat'l College of Bus. ³	SD	NEA	40	4	1990
*Shaw College at Detroit ⁴	MI	NEA	37	4	1983
Springfield Campus - Univ. of South Dakota	SD	NEA	--	4	1984
Waseca Campus University of Minnesota	MN	NEA ⁵	2		1992

¹ Institution previously cited in the Directory as having negotiated collective bargaining agreement.

² Antioch School of Law was subsumed by University of the District of Columbia Law School.

³ Institution sold, currently known as National College. Collective bargaining agreement no longer in effect.

⁴ U.S. Bankruptcy Court judge orders permanent closing of institution. (March 1984)

⁵ The NEA is still the bargaining agent for the University of Minnesota.

TABLE FIFTEEN

STATUS OF PUBLIC SECTOR COLLECTIVE BARGAINING LEGISLATION¹

STATE	Date of Legislation or Amendment
Alabama	1973 (meet and confer)
Alaska	1972
Arizona	Governing Boards ²
California	1975 (2 yr.); 1978 (4yr.)
Connecticut	1975
Delaware	1970
District of Columbia	1978 ³
Florida	1974
Hawaii	1970 (amend. 1975)
Illinois	1983
Indiana	1990 (Executive Order)
Iowa	1974
Kansas	1970 (2 yr.)(amend. 1974)
Maine	1974 (2 yr. voc. tech.)(amend. 1975); 1975 (all other)
Maryland	Governing Boards
Massachusetts	1974
Michigan	1973 (amend. 1976)
Minnesota	1971 (amend. 1976, 1980)
Missouri	1967
Montana	1973 (amend. 1975)
Nebraska	1972
Nevada	Governing Boards
New Hampshire	1975
New Jersey	1974 (amend.)
New Mexico	1992 (legislation), 1973 (Executive Order)
New York	1967
Ohio	1983
Oregon	1963 (2 yr.)(amend. 1975)
Pennsylvania	1970
Rhode Island	1958 (amend. 1973)
South Dakota	1969 (amend. 1974)
Vermont	1972 (amend. 1975)
Washington	1973 (2 yr.); 1987 (2 yr.) ⁴
Wisconsin	1966 (2 yr.)(amend. 1974); 1985 (T.A.'s)

¹ Public Institutions only. In the absence of enabling legislation, the parties are free to voluntarily negotiate a collective bargaining agreement; however, they do so without the protection of a statute. Authority to engage in collective bargaining in private institutions has existed since 1970 under the National Labor Relations Act, P.L. 198, 74th Congress, (1935).

² No state enabling legislation. Governing Boards enacted policy enabling faculty collective bargaining.

³ Prior to 1978, Governing Boards policy permitted collective bargaining.

⁴ The 1973 legislation was a "meet and confer" ruling. The 1987 bill authorizes collective bargaining.

TABLE SIXTEEN
MERGED BARGAINING AGENTS

Institution	State	Bargaining Agent	4/2 Year	Unit Size
Cal. State University	California	AAUP/NEA	4 year	18,400
CT Comm/Tech Colleges (adm. only)	Connecticut	AFSCME/CCCC	2 year	379 ft 346 pt
CT Comm/Tech College Sys (comm. coll. faculty only)	Connecticut	CCCC/SEIU	2 year	560 ft 1,691 pt
Belleville Area College	Illinois	AAUP/AFT	2 year	125
CUNY	New York	AAUP/AFT	4 year	9,400 ft 8,000 pt
CUNY Research Foundation	New York	AAUP/AFT	4 year	59
*St. John's University	New York	AAUP/IND	4 year	615 ft 305 pt
Green River Comm. College	Washington	AFT/NEA	2 year	103 ft 120 pt
Eastern Washington University	Washington	AFT/NEA	4 year	404

TABLE SEVENTEEN

OTHER NATIONAL UNIONS REPRESENTING FACULTY

National unions which represent faculty for purposes of collective bargaining other than the AAUP, AFT, and NEA

Institution	State	Bargaining Agent	4/2 Year	Unit Size
Butte College	California	CWA	2 year	525 pt
*Claremont	California	OPEIU	4 year	
CT Comm/Tech Colleges (adm. only)	Connecticut	AFSCME/ CCCC	2 year	379 ft 346 pt
CT Comm/Tech College Sys. (comm. coll. faculty only)	Connecticut	CCCC/SEIU	2 year	560 ft 1,691 pt
CT State U. (adm. only)	Connecticut	AFSCME	4 year	358
U.S. Coast Guard Academy	Connecticut	AFGE	4 year	35
Black Hawk College (East campus only)	Illinois	UAW	2 year	17
Maine Maritime Academy	Maine	MSEA	4 year	50
*Long Island University	New York	CWA	4 year	425 pt
U.S. Merchant Marine Academy	New York	AFGE	4 year	91

TABLE EIGHTEEN

BARGAINING AGENTS CITED IN THIS DIRECTORY

AAUP	American Association of University Professors
ACA	Association of College Administrators
ACCF	Associated Community College Faculties
ACE	Association of Certified Educators
ACPU	Association Canadienne des Professeurs d'Université
AEA	Arizona Education Association
AFA	Adjunct Faculty Association
AFGE	American Federation of Government Employees
AFSCME	American Federation of State, County and Municipal Employees
AFT	American Federation of Teachers
AGSE, UAW	Association of Graduate Student Employees, United Auto Workers, Local 2165, University of California/Berkeley
APA	Association of Professional Administrators
APSCUF	Association of Pennsylvania State College and University Faculties
CAUT	Canadian Association of University Teachers
CCCC	Congress of Connecticut Community Colleges
CCCEA	Central Community College Education Association
CCCTU	Cook County College Teachers Union
CEQ	Centrale de l'Enseignement du Québec
CFA	California Faculty Association
CFT	California Federation of Teachers
CNA	California Nurses Association
CSEA	California State Employees Association
CSN	Confédération des Syndicats Nationaux
CTA	California Teachers Association
CWA	Communication Workers of America
ECCFF	Edison Community College Faculty Federation
ELIFA	English Language Institute Faculty Association
FAC	Florida Academic Congress
FAPUQ	Fédération des Associations des Professeurs des Universités du Québec
FBC	Faculty Bargaining Council (Finger Lakes Comm. Col.)
FQPPU	Fédération Québécoise des Professeuses et Professeurs d'Université
FSCAPE	Fort Scott College Association of Professional Employees
FTP	Florida Teaching Profession
FUSA	Faculty United Service Association
GEO, UAW	Graduate Employees Organization, United Autoworkers Union, AFL-CIO
GFT	Guam Federation of Teachers
GSEU	Graduate Student Employees Union
IBT	International Brotherhood of Teamsters
IEA	Illinois Education Association
IFO	Inter-Faculty Organization

IFT	Illinois Federation of Teachers
IND	Independent
KEA	Kansas Education Association
LCCFAHE	Lower Columbia College Faculty Association of Higher Education
MCCC	Massachusetts Community College Council
MCCFA	Minnesota Community College Faculty Association
MEA	Michigan Education Association
MEA	Minnesota Education Association
MFT	Michigan Federation of Teachers
MGEA	Manitoba Government Employees Association
MSEA	Maine State Employees Association
MSP	Massachusetts Society of Professors
MTA	Maine Teachers Association
MTA	Massachusetts Teachers Association
NCCFT	Nassau Community College Federation of Teachers
NEA	National Education Association
NJEA	New Jersey Education Association
NSEA	Nebraska State Education Association
NYEA	New York Educator's Association
NYS Fed. Phy. Dent.	New York State Federation of Physicians and Dentists
NYSUT	New York State United Teachers
OEA	Ohio Education Association
OEA	Oregon Education Association
OFT	Oregon Federation of Teachers
OPAP	Organization of Professional Administration Personnel
OPEIU	Office of Professional Employees International Union
OPSEU	Ontario Public Service Employees Union
PAE	Parkland Association of Educators
PaFT	Pennsylvania Federation of Teachers
PCCEA	Pima Community College Education Association
PCFA	Post College Faculty Association
PSC	Professional Staff Congress
PSEA	Pennsylvania State Education Association
SCEA	State Colleges Education Association (Nebraska)
SCFA	Santa Cruz Faculty Association
SEIU	Service Employees' International Union
SFAIFU	San Francisco Art Institute Faculty Union
SPSE	Society of Professional Scientists and Engineers
SRFBC	Simon's Rock Faculty Bargaining Council
TAA	Teaching Assistants Association
TAUP	Temple Association of University Professors
UAPD	Union of American Physicians and Dentists
UCCFF	United Community College Faculty of Florida
UEA	University Education Association
UFF	United Faculty of Florida
UFL	University Federation of Librarians
UHPA	United Hawaii Professional Assembly
UPC	United Professors of California

UPI	University Professionals of Illinois
UPU	Union De Profesores Universitarios
UUP	United University Professions
WEA	Washington Education Association
WEA	Wisconsin Education Association
WFT	Wisconsin Federation of Teachers
YCFA	Yuba College Faculty Association
1199	National Union of Hospital and Health Care Employees, AFL-CIO

"NO-AGENT" VOTES

1971-1994

**"NO-AGENT" VOTES
1971 - 1994**

State	Institution	Agent Defeated	Year	2/4
ALASKA	University of Alaska	NEA	1982	4
CALIFORNIA	*California Institute of Arts	AFT	1975-	4
	Cerritos Community College	AFT, NEA	1994	2
	Coachella Valley Comm. College	CTA/NEA	1978, 1979	2
	College of the Desert**			2
	Imperial Valley College**	CTA/NEA	1980	2
	Mendocino College	Ind.	1988	2
	No. Orange Co. Comm. College**	CTA/NEA	1978	2
	Pasadena City College**	CTA/NEA	1977	2
	Univ. of Calif.-Berkeley	AAUP	1980	4
	-Professional Scientist & Engineers of the Lawrence Livermore National Labs.	SPSE/CSEA	1983	4
	-Researchers	AFT	1986	4
	-UCLA	Ind.	1981	4
	*Univ. of San Francisco College of Professional Studies	AFT	1983	4
COLORADO	Univ. of Colorado**	AAUP/AFT	1975-	4
	-Boulder		1980	4
CONNECTICUT	Connecticut Technical College (Part-time Faculty)	AFT	1988	2
	*Wesleyan University	AAUP	1979	4
DISTRICT OF COLUMBIA	*Catholic Univ. of America Law School	Ind.	1979	4

State	Institution	Agent Defeated	Year	2/4
"NO-AGENT" VOTES(Cont.)				
FLORIDA				
	Central Florida Comm. Coll.	NEA	1977	2
	Florida Junior College	UFF/NEA	1988	2
	Florida Keys Comm. Coll.	AFT	1975	2
	*Jacksonville University	Ind.	1989	2
	Miami Dade Junior Coll.	AAUP	1975-	4
		AFT	1975	2
		AFT	1984	2
		NEA	1975	2
	Okaloosa-Walton Junior Coll.			
	Pensacola Junior College (Full- & Part-time)	UFF/AFT	1979	2
	Polk Community College	UFF/NEA	1989	2
	Santa Fe Comm. College	NEA	1976	2
	St. Petersburg Junior Coll.	NEA	1977	2
	St. Thomas Univ.	NEA	1990	2
	Univ. of Florida-Gainesville**		1980	4
	Univ. of Florida Institute of Food & Agric. Science	Ind.	1976	4
	*Univ. of Miami-Coral Gables	AAUP	1974	4
ILLINOIS				
	*College of St. Francis	AFT	1975-	4
	Illinois State Univ.	AAUP, AFT, NEA	1986, 1990	4
	Northern Ill. University	AAUP, UPI	1986	4
		AFT	1993	4
	Southern Ill. Univ.-Carbondale	NEA, AFT/AAUP	1988	4
	Southern Ill. Univ.-Carbondale (Admin. Professional Staff)	NEA, AFT	1988	4
	Southern Ill. Univ.-Edwardsville	NEA, AFT/AAUP	1988, 1991	4
	Southern Ill. Univ.-Edwardsville (Dental School)	NEA, AFT/AAUP	1988	4
	Wm. Rainey Harper College**	NEA, AFT	1976	2

State	Institution	Agent Defeated	Year	2/4
"NO-AGENT" VOTES (Cont.)				
INDIANA	*Butler University	NEA	1977	4
	*University of Evansville	NEA	1979	4
KANSAS	University of Kansas	NEA, AAUP	1987	4
MAINE	Maine Maritime Academy	AFT	1985	4
	*Ricker College	AFT	1975-	4
MASSACHUSETTS	*Anna Maria College	AAUP	1978	4
	*Bradford College	IBT	1982	2
	*Dean Junior College	AFT	1975-	2
	Holyoke Community College**	NEA	1971	2
	(subsequently affiliated with NEA under statewide system)			
	*Lasell Junior College	AFT	1976	2
	Mass. Maritime Academy	AFT, NEA	1975	4
	*Merrimack College	NEA	1976	4
	*New England Conservatory of Music	AAUP	1975	4
	*Northeastern University	AAUP, NEA	1975	4
MICHIGAN	Quinsigamond Comm. College**	AFT	1975-	2
	Springfield Tech. Community College**	AFT	1975-	2
	*Albion College	AAUP, NEA	1975-	4
	American Inst. of Technology	AAUP	1980	4
	Grand Valley State Colleges	NEA	1974	4
		NEA	1977	4
		NEA	1980	4

State Institution Agent Defeated Year 2/4

"NO-AGENT" VOTES (Cont.)

MICHIGAN

*Lawrence Inst. of Technology
Michigan State University
NEA 1982 4
NEA 1988 4
AAUP 1975- 4
AAUP,NEA 1972 4
AAUP,NEA 1978 4
AAUP,NEA 1982 4

Michigan Tech. College
Northern Michigan Univ. **
*University of Detroit**

AFT,NEA 1993 4
NEA 1975 4
AAUP 1975- 4
NEA 1975- 4

145 **MINNESOTA**

*Hamline University
*Saint Theresa's College
University of Minnesota
-Faculty**
-Law School (Duluth & Twin
Cities Campus)
-Health Science (Duluth &
Twin Cities Campus)
-Crookston Campus-Faculty
-Minneapolis-St. Paul
-Teaching Assistants

AAUP 1975 4
AAUP 1980 4
AAUP 1978 4

1980 4
1980 4
1980 4
1981 4
1975 4
NEA,AAUP
AFT

MISSOURI

*Cottey College
*Stephens College**

AFT 1985 4
AFT,AAUP 1978 4

MONTANA

Montana State University
University of Montana**

AAUP 1978 4
AFT 1989 4
AAUP,AFT 1975 4

State	Institution	Agent Defeated	Year	2/4
"NO-AGENT" VOTES (Cont.)				
NEBRASKA	Univ. of Nebraska College of Dentistry	Ind.	1975	4
	Univ. of Nebraska-Lincoln	AAUP	1976	4
NEW HAMPSHIRE	*Nathaniel Hawthorne College	AFT	1975	4
	Univ. System of New Hampshire -Durham Campus -Plymouth Campus	AAUP,NEA AAUP,NEA	1977	4
NEW JERSEY	*Centenary Coll. for Women	AAUP	1977	4
	Somerset Co. Coll.-Adjunct Unit	AFT	1982	2
NEW YORK	Corning Comm. College	AFT	1976	2
	*Fordham University	AAUP	1975-	4
		AAUP	1975-	4
	*Ithaca College**	AAUP,AFT	1975-	4
	*Manhattan College	AAUP	1971	4
	*Montefiore Medical Center	NYS Fed Phy/Dent	1982	4
	*New York Medical College	NYS Fed Phy/Dent	1982	4
	*New York University	AAUP,AFT	1975-	4
		AFT	1975-	4
		AFT	1975	4
	*Pace University	AAUP	1978	4
	*Parson's School of Design	AFT	1987	4
	*Paul Smith College	AFT	1985	2
*Rensselaer Polytechnic Inst.	AAUP	1975	4	
*Rosary Hill College	NEA	1975-	4	
*Saint Joseph's College	AFT	1976	4	
*Syracuse University	AAUP	1975-	4	
*Villa Maria College	AFT	1975-	2	
NORTH CAROLINA	*Barber-Scotia College	NEA	1979	4

State Institution Agent Defeated Year 2/4

"NO-AGENT" VOTES (Cont.)

OHIO

*Antioch College
 *Baldwin-Wallace College
 Bowling Green St. Univ.
 Loraine Co. Community College
 Miami University
 *Oberlin College
 Ohio University
 University of Toledo
 Eastern Oregon St. Coll.
 Oregon Coll. of Education
 Oregon Inst. of Technology
 Oregon State University

AAUP,AFT 1975- 4
 AAUP 1975- 4
 Ind. 1979 4
 AFT 1993 2
 Ind./AAUP 1989 4
 Ind. 1974 4
 AAUP,NEA 1976 4
 AAUP,AFT 1975- 4
 1975 4
 AAUP,AFT 1975- 4
 Ind. 1975 4
 AAUP,AFT 1977 4
 NEA,AAUP 1983 4
 NEA 1977 2
 NEA 1975- 2
 NEA 1983 2
 AAUP,AFT 1977 4

OREGON

Treasure Valley Comm. Coll. **
 Umpqua Community College
 University of Oregon

PENNSYLVANIA

Butler Co. Comm. Coll. **
 *King's College
 Pennsylvania St. Univ.
 *Philadelphia Coll. of Art
 *Point Park College
 *Seton Hill College
 Univ. of Pittsburgh**
 Univ. of Pittsburgh Health
 Professional Schools
 Univ. of Pittsburgh Law
 School

NEA,Ind. 1976 2
 AFT,NEA 1975- 4
 AAUP,NEA 1977 4
 AFT 1975- 4
 AAUP 1974 4
 NEA 1975- 4
 AFT,AAUP/AFT 1977, 1991 4
 AAUP,NEA 1975 4
 Ind. 1975 4

State	Institution	Agent Defeated	Year	2/4
"NO-AGENT" VOTES (Cont.)				
	Univ. of Pittsburgh- Provost Unit	AAUP,AFT,NEA	1976	4
	*Villanova University	AAUP	1975-	4
	*Waynesburg College	NEA	1976	4
	*Wilson College	PSEA/NEA	1977	4
RHODE ISLAND	*Rhode Island School of Design**	AFT	1975-	4
TENNESSEE	*Tusculum College	AFT	1972	4
VERMONT	Comm. College of Vermont University of Vermont	AFT AFT,AAUP,NEA	1985 1976	2 4
VIRGINIA	*Randolph-Macon College	AAUP	1973	4
WASHINGTON	*Seattle University	AAUP	1975-	4
WISCONSIN	*Northland College**	AFT	1972	4

For purposes of this Directory, "No-Agent" Votes are defined as elections in which faculty chose not to be represented by a certified collective bargaining agent.

*Denotes private institution.

**Institutions in which faculty initially voted "No-Agent" and then subsequently elected to be represented.

1975- Information on "No-Agent" votes conducted prior to 1975 is not readily available, thus for those institutions the year "1975", followed by a dash (-) is used.

**INDEX OF UNITED STATES AND CANADIAN
INSTITUTIONS CITED IN
1995 DIRECTORY**

INDEX

Institution	Page No.
Acadia University-Nova Scotia	104
Adelphi University	50
Adirondack Community College	51
Adrian College	36, 132
Albany State University-SUNY	59
Albion College	145
Alemaný Center-San Francisco Comm. Col.	80
Alfred State College-SUNY	58
Algoma University College-Ontario	105
Algonquin Community College-Ontario	105
Allegheny Campus-Comm. Col. of Allegheny County	65
Allied Health Center Campus-Broward Community College	20
Alpena Community College	36
Ambler Campus-Temple University	68
American Institute of Technology	145
American International College	132
American River College-Los Rios Comm. Col. Sys.	9
American University	19, 86
American University English Language Institute	132
Amherst Campus-Univ. of Massachusetts	35
Ankeny Campus-Des Moines Area Comm. Col.	28
Ann Arbor-University of Michigan	97
Anna Maria College	145
Anoka-Ramsey Community College-Minnesota Comm. Col. Sys.	41
Antelope Valley College	4
Antioch College-Ohio	148
Antioch College School of Law-Washington, D.C.	134
Area Vocational Technical & Adult Educ. District I	82
Arrowhead Community College District-Minnesota Comm. Col. Sys.	41
Ashland Campus-Wisconsin Indianhead VTAE District	78
Ashland College-Ohio	131, 132
Ashtabula Regional Campus-Kent State University	61
Asnuntuck Comm. Col.-Conn. Comm. & Tech. Col. Sys.	17
Atlanta Community College	47
Auburn Hills Campus-Oakland Comm. Col.	39
Augustana University-Alberta	103
Austin Community College-Minnesota Comm. Col.	41
Baker College of Flint	36
Bakersfield-California State College-CSU	4

INDEX (Cont.)

Institution	Page No.
Bakersfield College-Kern Comm. Col. District	8
Baldwin-Wallace College	148
Baltimore City Community College	32
Barber-Scotia College	147
Bard College	51
Barstow Community College	4
Baruch College-CUNY	51
Bates Technical College	71
Battle Creek Campus-Western Michigan Univ.	41
Bay de Noc Community College	36
Beatrice Campus-Southeast Comm. Col.	45
Beaver Dam Campus-Moraine Park Tech. Inst.	77
Becker College	33
Belleville Area College	23, 136
Belleville Campus-Belleville Area Col.	23
Bellevue Community College	71
Bellingham Technical College	71, 116
Bemidji State University-Minnesota St. Univ. Sys.	42
Benton Harbor Campus-Western Michigan Univ.	41
Bergen Community College	47
Berkeley Campus-University of California	15
Berklee College of Music	33, 87
Berkshire Community College-Massachusetts C. C. Sys.	34, 87
Big Bend Community College	71
Binghamton State University-SUNY	59
Bishop's University-Quebec	108
Black Hawk College	23, 137
Black Hills State Univ.-South Dakota Bd. of Reg. Sys.	70
Blackhawk Technical College	75
Bloomfield College	47
Bloomsburg University of Pennsylvania	67
Blue Mountain Community College	63
Boone Campus-Des Moines Area Comm. Col.	28
Borough of Manhattan Community College-CUNY	51
Boston Campus-Univ. of Massachusetts	35
Boston Campus-Wentworth Institute of Technology	35
Boston University	131, 132
Bowling Green State University	148
Boyce Campus-Comm. Col. of Allegheny County	65
Bradford College	132, 145
Brainerd Community College-Minn. Comm. Col. System	41
Branch Campus-Carl Sandberg College	23
Brandon Learning Center-Hillsborough Comm. Col.	21

INDEX (Cont.)

Institution	Page No.
Brandon University-Manitoba	103
Brevard Community College	20
Bridgewater State College-Mass. State Colleges	35, 88
Bristol Campus-Roger Williams University	70
Bristol Community College-Massachusetts C. C. Sys.	34, 87
Brock University-Ontario	105
Brockport State College-SUNY	58
Bronx Community College-CUNY	51
Brookdale Community College	47
Brooklyn College-CUNY	51
Brooklyn Health Science Center-SUNY	59
Brooklyn-Pratt Institute	57
Broome Community College	51
Broward Community College	20
Bryant College	69
Bucks County Community College	65
Buffalo State College-SUNY	58
Buffalo State University-SUNY	59
Bunker Hill Comm. Col.-Massachusetts C. C. Sys.	34, 87
Burlington County College	47
Butler County Community College-Kansas	30
Butler County Community College-Pennsylvania	65, 148
Butler University	145
Butte College	4, 85, 137
C.C.E. Campus-Univ. of Rhode Island	70
Cabrillo College	4
California Institute of the Arts	143
California State University	136
California State University System	4
California University of Pennsylvania	67
Calmar Campus-Northeast Iowa Community College	29
Cambrian Community College-Ontario	105
Camden Campus-Rutgers State University of N.J.	49, 90, 98
Camden County College	47
Canada College-San Mateo County C. C. District	13
Canadore Community College-Ontario	106
Canton Agricultural & Technical College-SUNY	58
Cape Cod Community College-Massachusetts C. C. Sys.	34, 87
Capital Comm.-Tech. Col.-Conn. Comm. & Tech. Col. Sys.	17, 86
Capital District Educational Campus Cntr.-Hudson Co. C.C.	82
Carl Sandburg College	23
Carroll Campus-Des Moines Area Comm. Col.	28

INDEX (Cont.)

Institution	Page No.
Cascade Campus-Portland Comm. Col.	64, 91
Castleton State College-Vermont State Colleges	70, 92
Catholic University of America Law School	131, 132, 143
Cattaraugus County Campus-Jamestown Comm. Col.	54
Cayuga County Community College	51
Cedar Rapids Campus-Kirkwood Community College	29
Centenary College for Women	147
Centennial Community College-Ontario	106
Center Campus-Macomb County Comm. Col.	38
Central Campus-Broward Comm. Col.	20
Central Campus-Palm Beach Comm. Col.	21
Central Campus-Seattle Comm. Col. District VI	73
Central Campus-Southern State Comm. Col.	62
Central Community College	44
Central Connecticut State Univ.-Conn. State Univ. Sys.	18
Central Florida Community College	144
Central Islip Campus-New York Institute of Technology	56
Central Maine Technical College-Maine Tech. Col. Sys.	32
Central Michigan University	36
Central Ohio Technical College	60
Central Oregon Community College	63
Central State University	60
Central YMCA Community College	134
Centralia College	71, 82
Centre City Skills Cntr.-San Diego C.C. Adult Ed. Sys.	12
Cerritos Community College	116, 143
Cerro Coso College-Kern Comm. Col. District	8
Cesar Chavez Center-San Diego C.C. Adult Ed. Sys.	12
Chabot College	5
Chabot College-Las Positas Comm. Col. District	5
Chadron State College-Nebraska State Colleges	45
Chaffey College	5
Chemeketa Community College	63, 91
Cheyney University of Pennsylvania	67
Chicago State Univ.-Illinois Bd. of Governors	24, 80
Chico-California State University	4
Chinatown Community College Center-San Francisco C. C.	80
Chipola Junior College	20
Chippewa Falls Campus-Chippewa Valley Tech. College	75
Chippewa Valley Technical College	75
Cincinnati State Technical Comm. College	60
Citrus College	5
City Campus-Erie Comm. Col.	53

INDEX (Cont.)

Institution	Page No.
City College-CUNY	51
City College of San Francisco-San Francisco Comm. Col.	13
City Colleges of Chicago	23
City University of New York	51, 136
Clackamas Community College	63, 91
Clairemont Mesa Center-San Diego C. C. Adult Ed. Sys.	12
Claremont Colleges	6, 79, 137
Claremont McKenna College-Claremont Colleges	79
Claremont University Graduate School-Claremont Colleges	79
Clarinda Campus-Iowa Western Comm. Col.	29
Clarion University of Pennsylvania	67
Clark College	71
Clarkston Center-Walla Walla Comm. Col.	74
Clatsop Community College	64
Clermont General & Tech. Col.-Univ. of Cincinnati	62
Cleveland State University	61
Clinton Community College-Eastern Iowa C. C. District IX	28
Clinton Community College-New York	52
Cloud County Community College	30
Clover Park Technical College	72
Coachella Valley Community College	143
Coast Community College District	6, 85
Coastline Community College-Coast Comm. Col. District	6, 85
Cobleskill Agricultural & Technical College-SUNY	58
Cocoa Campus-Brevard Comm. Col.	20
Coffeyville Community College	30
Colby Community College	30
College of Alameda-Peralta Comm. Col. District	11
College of DuPage	24
College of Environ. Sci. & Forestry at Syracuse-SUNY	58
College of Insurance	52
College of Lake County	24
College of Marin	6
College of Optometry at New York City-SUNY	59
College of Osteopathic Medicine	131, 132
College of Saint Francis	144
College of Saint Rose	132
College of Saint Theresa	132
College of San Mateo-San Mateo County C. C. District	13
College of Staten Island-CUNY	51
College of the Desert	143
College of the Redwoods	6
College of the Sequoias	6

INDEX (Cont.)

Institution	Page No.
Collier County Campus-Edison Community College	21
Colorado Women's College	134
Columbia Basin Community College	72
Columbia College-Yosemite Comm. Col. District	16
Columbia Greene Community College	52
Columbus-Region 1-Central Comm. Col.	44
Community Campus-Pima Co. Comm. Col. District	3
Community College Centers-San Francisco Comm. Col.	13
Community College of Allegheny County	65
Community College of Beaver County	66
Community College of Philadelphia	66, 92
Community College of Rhode Island	69
Community College of Vermont	149
Community College Skills Center-San Francisco Comm. Col.	80
Community Colleges of Spokane	72
Compton Community College	6
Concordia University-Quebec	108
Conestoga Community College-Ontario	106
Confederation Community College-Ontario	106
Connecticut Comm. & Tech. Coll. Sys.	17, 80, 86, 136, 137
Connecticut State University System	18, 137
Connecticut Technical College	143
Contra Costa College	6
Cooper Union	52, 132
Copper Basin Campus-Prince William Sound C. C.	3
Cordova Campus-Prince William Sound C. C.	3
Cornell University-ILR	52, 90
Corning Community College	147
Cornish College of the Arts	72
Cortland State College-SUNY	58
Cosumnes River College-Los Rios C. C. Sys.	9
Cottey College	131, 146
Council Bluffs Campus-Iowa Western Comm. Col.	29
County College of Morris	47
Cowley County Community College	30
Crafton Hills Community College-San Bernadino C. C.	12
Creston-Southwestern Comm. Col.	30
Crookston Campus-University of Minnesota	81
Cuesta College	7, 115
Culinary Institute of America	53
Cumberland County College	47
Curry College	33
Cuyahoga Community College District	61

INDEX (Cont.)

Institution	Page No.
Cuyamaca College-Grossmont/Cuyamaca Comm. Col. District	8
Cypress College-North Orange County Comm. Col.	10
Daemen College	131, 132
Dakota State-South Dakota Bd. of Reg. Sys.	70
Dale Mabry Campus-Hillsborough Comm. Col.	21
Dalhousie University-Nova Scotia	104
Danville Area College	24
Dartmouth Campus-Univ. of Massachusetts	35
Davis Campus-University of California	15
Dawson Community College	43
Dean Academy and Junior College	132, 145
DeAnza College-Foothill-DeAnza Comm. Col. District	7
Dearborn Campus-University of Michigan	98
Dearborn Heights Campus-Henry Ford Comm. Col.	37
Delaware County Comm. Col.	66
Delaware State University	19
Delaware Technical & Community College	131
Delaware Valley College	66, 115
Delhi Agricultural & Technical College-SUNY	58
Des Moines Area Community College	28
Desert Community College District	7
Desert Vista Campus-Pima Co. Comm. Col. Dist.	3
Detroit College of Business	36
Detroit Institute of Technology	134
Diablo Valley College-Contra Costa College Dist.	7
District I Technical Institute	82
Dodge City Community College	31
Dominguez Hills-California State University	4
Dowling College	53
Downriver Campus-Wayne County Comm. Col.	40
Downtown Campus-Pima Co. Comm. Col. District	3
Downtown Campus-Wayne County Comm. Col.	40
Downtown Community College Center-San Francisco C.C.	80
Drury College	131, 132
Duluth Campus-University of Minnesota	42, 81
Duquesne University Law School	132
Durham Campus-Univ. System of N.H.	147
Durham Community College-Ontario	106
Dutchess Community College	53, 90
Dyke College	61
D'Youville College	53

INDEX (Cont.)

Institution	Page No.
East Campus-Black Hawk Comm. Col.	23
East Campus-Pima Co. Comm. Col. District	3
East Coast Aero Tech. School-Wentworth Inst. of Tech.	36
East Liverpool Regional Campus-Kent State Univ.	61
East Los Angeles College-Los Angeles Comm. Col. Sys.	9
East St. Louis Community College (See State C.C. of E. St. Louis)	80
East Stroudsburg University of Pennsylvania	67
Eastern Campus-Cuyahoga Comm. Col. District	61
Eastern Campus (Riverhead)-Suffolk County Comm. Col.	59
Eastern Campus-Wayne Co. Comm. Col.	40
Eastern Connecticut State Univ.-Conn. State Univ. Sys.	18
Eastern Illinois Univ.-Illinois Bd. of Governors	24, 80
Eastern Iowa Community College District IX	28
Eastern Maine Technical College-Maine Tech. Col. Sys.	32
Eastern Michigan University	36
Eastern Oregon State College	148
Eastern Washington University	72, 115, 136
Eau Claire Campus-Chippewa Valley Tech. Col.	75
Ecole de technologie superieur	110
Edinboro University of Pennsylvania	67
Edison Community College	20
Edison State College	61, 82
Edmonds Community College	72
Educational Cultural Complex Campus Center-San Diego Comm. Col. Adult Ed. Sys.	12
Edward Waters College	21
Eissey Campus-Palm Beach Comm. Col.	21
El Camino Community College	7
Elgin Community College	24
Elizabeth Campus-Union County College	49
Elkhorn Valley Campus-Metropolitan Comm. Col.	44
Emerson College	33
Empire State College-SUNY	58
Endicott College	34
Erie Community College	53
Essex County College	47
Everett Community College	72
Evergreen Valley College-San Jose C. C. District	13
Faculte de medecine de l'Universite de Sherbrooke	110
Faculte des Sciences appliquees de l'Univ. de Sherbrooke	110
Fairleigh Dickinson University	131, 132

INDEX (Cont.)

Institution	Page No.
Fanshawe Community College-Ontario	106
Farmingdale Agricultural & Technical Coll.-SUNY	58
Fashion Institute of Technology	53, 90
Feather River Community College	7, 115
Fergus Falls Comm. Col.-Minnesota Comm. Col. Sys.	41
Ferris State University	36
Finger Lakes Community College	54
Fitchburg State College-Mass. State Colleges	35, 88
Flathead Valley Comm. Col.	43, 89
Flint Campus-University of Michigan	98
Florida Agric. & Mech. Univ.-State Univ. Sys. of Florida	22
Florida Atlantic University-State Univ. Sys. of Florida	22
Florida Gulf Coast Univ.-State Univ. Sys. of Florida	22
Florida Int'l Univ.-State Univ. System of Florida	22
Florida Junior College	144
Florida Keys Community College	144
Florida Memorial College	131, 132
Florida State University-State Univ. Sys. of Florida	22, 80
Florissant Valley Campus-St. Louis Comm. Col.	43
Fond du Lac Campus-Moraine Park Tech. Inst.	77
Fond du Lac Tribal and Comm. Col.-Minn. Comm. Col. Sys.	41
Foothill College-Foothill-DeAnza Comm. Col. District	7
Foothill-DeAnza Community College District	7
Fordham University	147
Forest Park Campus-St. Louis Comm. Col.	43
Fort Omaha Campus-Metropolitan Comm. Col.	44
Fort Scott Community College (See Pierce College)	30
Fort Steilacoom Campus-Pierce College	73, 82
Fox Valley Technical College	75
Fox Valley Tech. Institute-Appleton	75
Fox Valley Tech. Institute-Oshkosh	75
Framingham State College-Mass. State Cols.	35, 88
Franklin Pierce College	46
Fraser Campus-Macomb Community College	38
Fredonia State College-SUNY	58
Fremont Campus-Metropolitan Comm. Col.	44
Fresno-California State Univ.	4
Fresno City College-State Center Comm. Col. District	15, 85
Frontier Community College-Illinois Eastern Comm. Col.	25
Fullerton-California State Univ.	4
Fullerton College-North Orange County Comm. Col.	10
Fulton-Montgomery Community College	54

INDEX (Cont.)

Institution	Page No.
Garden City Community College	31
Garrett Heyns Educational Center-Centralia Col.	82
Gateway Aviation Center-Kenosha	76
Gateway Comm.-Tech. Col.-Conn. Comm. & Tech. Col. Sys.	17, 86
Gateway Technical College	76
Gateway Tech.-Elkhorn	76
Gateway Tech.-Kenosha	76
Gateway Tech.-Racine	76
Gavilan Community College	7
Geauga Regional Campus-Kent State Univ.	61
Genesee Community College	54
Geneseo State College-SUNY	58
George Brown Community College-Ontario	106
Georgian Community College-Ontario	106
Germantown Campus-Montgomery Col.	33
Glade Campus-Palm Beach Community College	21
Glassboro State College-New Jersey State Col. Sys.	89
Glendale Community College	8
Glen Oaks Community College	36
Gloucester County College	47
Goddard College	131
Gogebic Community College	37
Golden West Comm. Col.-Coast Comm. Col. Dist.	6, 85
Governors State Univ.-Illinois Bd. of Governors	24, 80
Graduate School & University Center-CUNY	51
Graduate School of Biomedical Sciences-Univ. of Med. & Dent. of NJ	50
Grand Island-Region 2-Central Comm. Col.	44
Grand Rapids Campus-Western Michigan Univ.	41
Grand Rapids Community College	37
Grand Valley State Colleges	145
Granite City Campus-Belleville Area College	23
Green Bay Campus-Northeast Wisconsin Tech. Inst.	77
Green River Community College	72, 136
Greenfield Comm. Col.-Massachusetts Comm. Col. Sys.	34, 88
Grossmont College-Grossmont/Cuyamaca Comm. Col. Dist.	8
Grossmont/Cuyamaca Community College District	8
Hamline University	146
Harbor Campus-Baltimore City Comm. Col.	33
Hartford Campus-Univ. of Connecticut	19
Hartnell Community College	8
Harvey Mudd College-Claremont Cols.	79

INDEX (Cont.)

Institution	Page No.
Hastings-Region 3-Central Comm. Col.	44
Hawaii Community College-University of Hawaii	22
Hawkeye Institute of Technology	28
Hayward-California State Univ.	4
Hearst University-Ontario	106
Henry Ford Community College	37
Herkimer County Community College	54
Hibbing Community College-Minnesota Comm. Col. Sys.	41
Highland Community College	24, 86
Highland Lakes Campus-Oakland Comm. Col.	39
Highland Park Community College	37
Highline Community College	72
Hillsborough Community College	21
Hocking Technical College	61
Hofstra University	54
Holyoke Community College-Mass. Comm. Col. Sys.	34, 88, 145
Honolulu Community College-Univ. of Hawaii	22
Hostos Community College-CUNY	51
Housatonic Regional Comm. Col.-Conn. & Tech. Comm. Col. Sys.	17
Hudson County Community College	48
Hudson Valley Community College	54
Humber Community College-Ontario	106
Humboldt State University-California State Univ.	5
Hunter College-CUNY	51
Hutchinson Community College	31
Illinois Board of Governors Universities	24
Illinois Central College	25
Illinois Eastern Community Colleges	25
Illinois State University	144
Illinois Valley Community College	25
Imperial Valley College	8, 143
Independence Community College	31
Indian River Community College	21
Indian Valley Campus-College of Marin	6
Indiana University of Pennsylvania	67
Institut Armand Frappier-Quebec	109
Institut National de la Recherche Scientifique-Quebec	109
Institute of Technology at Utica/Rome-SUNY	58
Inver Hills Community Col.-Minnesota Comm. Col. Sys.	41
Iowa Central Community College	28
Iowa City Campus-Kirkwood Comm. Col.	29
Iowa Lakes Community College	28

INDEX (Cont.)

Institution	Page No.
Iowa Western Community College	28
Irvine Campus-University of California	15
Irving Valley College-Saddleback Comm. Col. District	11
Itasca Community College-Minnesota Comm. Col. Sys.	41
Ithaca College	131, 132, 147
Jackson Community College	37
Jacksonville University	144
Jamestown Campus-Jamestown Comm. Col.	54
Jamestown College	131
Jamestown Community College	54
Jefferson Community College	55
Jefferson Technical College	61
Jersey City State College-New Jersey State Col. Sys.	48, 89
John A. Logan College	25
John Adams Community Center-San Francisco Comm. Col.	80
John Jay College of Criminal Justice-CUNY	51
John O'Connell Comm. Col. Center-San Francisco Comm. Col.	80
Johnson County Community College	31
Johnson State College-Vermont State College	71, 92
Joliet Junior College	25
Kalamazoo (Main) Campus-Western Michigan Univ.	41
Kalamazoo Valley Community College	37
Kankakee Community College	25
Kansas City Kansas Community College	31
Kapiolani Community College-Univ. of Hawaii	22
Kaskaskia College	25
Kauai Community College-Univ. of Hawaii	23
Kean College of New Jersey-New Jersey State Col. Sys.	48, 89
Kearney State College-Nebraska State Cols.	81
Kearny Mesa Campus Cntr.-San Diego Comm. Col. Adult Ed. Sys.	12
Keene State College	46
Kellogg Community College	37
Kendall College of Art and Design	37
Kendall School of Design	132
Kennebec Valley Tech. College-Maine Tech. Col. Sys.	32
Kennedy-King College-City Colleges of Chicago	24
Kent State University	61, 82
Kentfield Campus-College of Marin	6
Kern Community College District	8
Kerney Center-Mercer County Comm. Col.	81
King's College	148

INDEX (Cont.)

Institution	Page No.
King's College-Ontario	106
Kings River Comm. Col.-St. Center Comm. Col. Dist.	15, 85
Kingsborough Community College-CUNY	51
Kingston Campus-Univ. of Rhode Island	70
Kirkwood Community College	29
Kirtland Community College	38
Kishwaukee Community College	25
Kutztown University of Pennsylvania	67
La Cite Collegiate-Ontario	107
Labette Community College	31
Laboure College	34
Lackawanna Junior College	66
LaGuardia Community College-CUNY	51
Lake Land College	26
Lake Superior State University	38
Lake Washington Tech. College	73
Lakehead University-Ontario	107
Lakeland Community College	62
Lakeshore Technical College	76
Lakewood Community College-Minnesota Comm. Col. Sys.	41
Lambton Community College-Ontario	107
Lane Community College	64
Laney College-Peralta Comm. Col. District	11
Lansing Campus-Western Michigan Univ.	41
Lansing Community College	38, 131
Lapeer Campus-Mott Community College	38
Las Positas College	5
Lasell Junior College	145
Lassen Community College	8
Laurentian University-Ontario	107
Lawrence Institute of Technology	146
Leeward Community College-Univ. of Hawaii	23
Lehigh County Community College	66
Lehman College-CUNY	52
Leicester College-Becker College	33
Lewis and Clark College	132
Lewis and Clark Community College	26
Lewis University	131, 132
Liberal Arts Campus-Long Beach City College	8
Liberty Campus-Baltimore City Comm. Col.	33
Lincoln Campus-Comm. Col. of Rhode Island	69
Lincoln Campus-Flathead Valley Comm. Col.	43, 89

INDEX (Cont.)

Institution	Page No.
Lincoln Campus-Southeast Comm. Col.	45
Lincoln Land Community College	26
Lincoln Trail College-Illinois Eastern Comm. Col.	25
Lincoln University	66
Linn-Benton Community College	64
Livingstone College	132
Lock Haven University of Pennsylvania	67
Long Beach-California State Univ.	5
Long Beach City College	8
Long Island Campus-Cornell University ILR	52, 90
Long Island University	55, 91, 137
Long Island University-Brooklyn	55, 91, 132
Long Island University-College of Pharmacy	55, 132
Long Island University-C.W. Post	55, 91, 132
Long Island University-Southampton Center	55, 132
Lorain County Community College	148
Loretto Heights College	132, 134
Los Angeles-California State Univ.	5
Los Angeles Campus-Univ. of California	15
Los Angeles City College-Los Angeles Comm. Col. Sys.	9
Los Angeles Community College System	9
Los Angeles Harbor College-Los Angeles Comm. Col. Sys.	9
Los Angeles Mission College-Los Angeles Comm. Col. Sys.	9
Los Angeles Pierce College-Los Angeles Comm. Col. Sys.	9
Los Angeles Southwest College-Los Angeles Comm. Col. Sys.	9
Los Angeles Trade-Tech. College-Los Angeles Comm. Col. Sys.	9
Los Angeles Valley College-Los Angeles Comm. Col. Sys.	9
Los Medanos College-Contra Costa Col. Dist.	7
Los Rios Community College System	9
Lowell Campus-Univ. of Mass.	35
Lower Columbia College	73
Loyalist Community College-Ontario	107
Luzerne County Community College	66
Lyndon State College-Vermont State Col.	71, 92
Macomb Community College	38
Madison Area Technical College-Commercial Ave.	76
Madison Area Technical College District	76
Madison Area Technical College-Downtown	76
Madison Area Technical College-Fort Atkinson	76
Madison Area Technical College-Portage	76
Madison Area Technical College-Reedsburg	76
Madison Area Technical College-Truax	76

INDEX (Cont.)

Institution	Page No.
Madison Area Technical College-Watertown	76
Main Campus-Carl Sandburg College	23
Main Campus-Cranford-Union County Col.	49
Main Campus-Flathead Valley Comm. Col.	43, 89
Main Campus-Henry Ford Comm. Col.	37
Main Campus-Kent State Univ.	61
Main Campus-Labette Comm. Col.	31
Main Campus-Mott Comm. Col.	39
Main Campus-Penn Col. of Tech.	67
Main Campus-Univ. of Cincinnati	62
Main Campus-Walla Walla Comm. Col.	74
Main Campus-Wausau-North Central Tech. Inst.	77
Maine Maritime Academy	32, 137, 145
Maine Technical College System	32
Malcolm X College-City Cols. of Chicago	24
Malone Campus-North Country Comm. Col.	56
Manchester Comm. Col.-Connecticut Comm. Col. Sys.	17
Manhattan College	147
Mankato State University-Minnesota State Univ. Sys.	42
Mansfield University of Pennsylvania	67
Maricopa County Community College	3
Marin Community College (See College of Marin)	79
Marquette Campus-Northeast Wisconsin Tech. Inst.	77
Maritime College at Fort Schuyler-SUNY	58
Marshfield Campus-Mid-State Tech. Col.	76
Marymount College	55
Marymount University	131, 132
Massachusetts Bay Comm. Col.-Mass. Comm. Col. Sys.	34, 88
Massachusetts College of Art-Mass. St. Cols.	35, 88
Massachusetts Community College System	34, 80, 87
Massachusetts Maritime Academy-Mass. St. Cols.	35, 88, 145
Massachusetts State Colleges	34, 80, 88
Massasoit Community College-Mass. Comm. Col. Sys.	34, 88
Maui Community College-Univ. of Hawaii	23
McCook Campus-Mid-Plains Comm. Col. Area	45
McGill University	110
McHenry County College	26
Medgar Evers College-CUNY	52
Melbourne Campus-Brevard Comm. Col.	20
Memorial University-Newfoundland	104
Mendocino College	9, 143
Menomonie Campus-Chippewa Valley Tech. Col.	75
Menomonie Falls Campus-Waukesha County Tech. Col.	78

INDEX (Cont.)

Institution	Page No.
Meramec Campus-St. Louis Comm. Col.	43
Merced College	9
Mercer County Community College	48
Mercy College of the Univ. of Detroit	80
Merrimack College	145
Merritt College-Peralta Comm. Col. District	11
Mesabi Community College-Minnesota Comm. Col. Sys.	41
Metropolitan Campus-Cuyahoga Comm. Col. District	61
Metropolitan Community College	44
Metropolitan State Univ.-Minnesota State Univ. Sys.	42
Miami Dade Junior College	144
Miami University	148
Michigan State University	146
Michigan Technical College	146
Mid-City Campus Center-San Diego Comm. Col. Adult Ed. Sys.	12
Middlefield College-Foothill-DeAnza Comm. Col. Dist.	7
Middlesex Comm. Col.-Conn. Comm. & Tech. Col. Sys.	17
Middlesex Comm. Col.-Mass. Comm. Col. Sys.	34, 88
Middlesex County College	48
Mid-Michigan Community College	38
Mid-Plains Campus-Mid-Plains Comm. Col.	45
Mid-Plains Community College Area	44
Mid-State Technical College	76
Miles Community College	43
Milford Campus-Southeast Comm. Col.	45
Millersville University of Pennsylvania	67
Milton Campus-Pensacola Junior Col.	21
Milton College	132, 134
Milwaukee Area Technical College	77, 93
Milwaukee Campus-Milwaukee Area Tech. Col.	77
Minneapolis Community College-Minn. Comm. Col. Sys.	42
Minnesota Community College System	41
Minnesota State University System	42
Miramar Campus Cntr.-San Diego Comm. Col. Adult Ed. Sys.	12
Mission Bay Campus-San Diego Comm. Col. Adult Ed. Sys.	12
Mission College-West Valley Mission Comm. Col. District	16
Mission Community College Center-San Francisco Comm. Col.	80
Mitchell College	18
Modesto Junior College-Yosemite Comm. Col. District	16
Mohawk Community College-Ontario	107
Mohawk Valley Community College	55
Monmouth College	48
Monroe Community College	55

INDEX (Cont.)

Institution	Page No.
Monroe County Community College	38
Montana State University	146
Montana State University-Billings	43
Montcalm Community College	38
Montclair State College-New Jersey State Col. Sys.	48, 89
Montefiore Hospital/Medical Center-N.Y.	132, 147
Monterey Peninsula Community College	10
Montgomery College	33
Montgomery County Community College	66
Moon Township Campus-Robert Morris College	68
Moore College of Art and Design	66
Moorhead State University-Minnesota State Univ. Sys.	42
Moorpark College-Ventura County Comm. Col. District	16
Moraine Park Technical College	77
Moraine Valley Community College	26
Morris Campus-Univ. of Minnesota	81
Morrisville Agricultural & Technical College-SUNY	58
Morton College	26
Mott Community College	38
Mount Allison University-New Brunswick	104, 132
Mount Hood Community College	64, 91
Mount San Antonio College	10
Mount San Jacinto College	10
Mount St. Vincent University-Nova Scotia	104
Mount Vernon Campus-Skagit Valley College	74
Mount Vernon College	131, 132
Mount Wachusett Comm. Col.-Mass. Comm. Col. Sys.	34, 88
Muscatin Comm. Col.-Eastern Iowa Comm. Col. Dist. IX	28
Muskegon Campus-Western Michigan Univ.	41
Muskegon Community College	39
Msil-Akita, Japan-Minn. State Univ. System	42
Napa Valley College	10
Narragansett Bay Campus-Univ. of Rhode Island	70
Nassau Community College	56, 91
Nasson College	132, 134
Nathaniel Hawthorne College	147
National College of Business	134
Naugatuck Valley Comm-Tech Col-CT Comm & Tech Col Sys.	17, 86
Navajo Campus Center-San Diego Comm. Col. Adult Ed. Sys.	12
Nebraska State Colleges	45, 115
New Brunswick Campus-Rutgers State Univ. of NJ	49, 90, 98
New England College	131

INDEX (Cont.)

Institution	Page No.
New England Conservatory of Music	145
New Hampshire College	46
New Jersey Dental School-Univ. of Med. & Dent. of N.J.	50
New Jersey Institute of Technology	48
New Jersey Medical School-Univ. of Med. & Dent. of N.J.	50
New Jersey School of Osteopathic Medicine-Univ. of Med. and Dent. of N.J.	50
New Jersey State College System	48, 89
New Mexico Comm. Col.	50, 115
New Paltz State College-SUNY	58
New Richmond Campus-Wisconsin Indianhead VTAE District	78
New York City Campus-Cornell University ILR	53, 90
New York City Campus-New York Inst. of Tech.	56
New York City Technical College-CUNY	52
New York Institute of Technology	56
New York Medical College	132, 147
New York University	147
New York University Law School	56
Newark Campus-Essex County Col.	47
Newark Campus-Rutgers State Univ. of New Jersey	49, 90, 98
Newton Campus-Des Moines Area Comm. College	28
Niagara Community College-Ontario	107
Niagara County Community College	56
Niagara University	56
Nipissing Univ. College	108
Normandale Community College-Minn. Comm. Col. Sys.	42
North Adams State College-Massachusetts St. Cols.	35, 88
North Campus-Broward Comm. Col.	20
North Campus-Comm. Col. of Allegheny County	65
North Campus-Erie Comm. Col.	53
North Campus-Iowa Lakes Comm. Col.	28
North Campus-Milwaukee Area Tech. Col.	77
North Campus-Penn. Col. of Tech.	67
North Campus-Seattle Comm. Col. District VI	73
North Campus-Southeastern Comm. Col.	29
North Campus-Southern State Comm. Col.	62
North Campus-Wenatchee Valley Col.	74
North Central Michigan College	39
North Central Technical College	77
North Country Community College	56
North Hennepin Comm. Col.-Minnesota Comm. Col. Sys.	42
North Orange County Community College	10, 143
North Shore Community College-Mass. Comm. Col. Sys.	34, 88

INDEX (Cont.)

Institution	Page No.
Northampton Community College	67
Northeast Community College	45
Northeast Iowa Community College (Area I)	29
Northeast Wisconsin Tech. College	77
Northeastern Illinois Univ.-Ill. Bd. of Governors	25, 80
Northeastern University	145
Northern Community College-Ontario	107
Northern Essex Comm. Col.-Mass. Comm. Col. Sys.	34, 88
Northern Illinois University	26, 144
Northern Maine Tech. Col.-Maine Tech. Col. Sys.	32
Northern Michigan University	39, 146
Northern Montana College	44
Northern State Univ.-South Dakota Bd. of Reg. Sys.	70
Northland College	78, 149
Northland Comm. Col.-Minnesota Comm. Col. Sys.	42
Northridge-California State Univ.	5
Northwest Iowa Community College (Area IV)	29
Northwest Technical College	62
Northwestern Conn. Comm. Col.-Conn. Comm. & Tech. Col. Sys.	17
Northwestern Campus-Wayne County Comm. Col.	40
Norwalk Community College-Conn. Comm. & Tech. Col. Sys.	17, 86
Nova Scotia College of Art and Design	104
Oakland Community College	39
Oakland University	39
Oakton Community College	26, 86
Oberlin College	148
Ocean County College	49
Ohio Northern University	131, 132
Ohio University	148
Ohlone College	10
Okaloosa-Walton Junior College	144
Old Westbury-New York Inst. of Tech.	56
Old Westbury State College-SUNY	58
Olive-Harvey College-City Cols. of Chicago	24
Olney Central College-Illinois Eastern Comm. Col.	25
Olympic College	73
Oneonta State College-SUNY	58
Onondaga Community College	57
Ontario Institute for Studies in Education	107
Open Campus-Portland Community College	64, 91
Orange Coast Comm. Col.-Coast Comm. Col. Dist.	6, 85
Orange County Community College	57

INDEX (Cont.)

Institution	Page No.
Orchard Ridge Campus-Oakland Comm. Col.	39
Oregon College of Education	148
Oregon Institute of Technology	148
Oregon State University	148
Oswego Campus-Labette Comm. Col.	31
Oswego State College-SUNY	58
Owens Community College	62
Oxnard College-Ventura County Comm. Col. District	16
Pace University	147
Pacific Coast Campus-Long Beach City Col.	8
Palm Bay Center-Brevard Comm. Col.	20
Palm Beach Community College	21
Palo Verde Community College	10
Park College	43
Parkland College	26
Parsons School of Design	132, 147
Pasadena City College	10, 143
Passaic County Community College	49
Paul Smith College	147
Peirce Junior College	67
Peninsula College	73
Pennsylvania College of Technology	67
Pennsylvania State System of Higher Education	67
Pennsylvania State University	148
Pensacola Campus-Pensacola Junior Col.	22
Pensacola Junior College	21, 144
Peosta Campus-Northeast Iowa Comm. Col.	29
Peralta Community College District	10
Peru State College-Nebraska State Col.	45
Pewaukee (Main Campus)-Waukesha County Tech. Col.	78
Philadelphia Campus-Temple Univ.	68
Philadelphia College of Art	148
Pierce College	73
Pima County Community College District	3
Pittsburg State University	31
Pittsburgh Campus-Robert Morris Col.	68
Pitzer College-Claremont Cols.	79
Plainfield Campus-Union County Col.	49
Plant City Campus-Hillsborough Comm. Col.	21
Plattsburgh State College-SUNY	59
Plymouth Campus-Univ. Sys. of New Hampshire	147
Point Loma Campus-San Diego C.C. Adult Ed. Sys.	12

INDEX (Cont.)

Institution	Page No.
Point Park College	148
Polk Community College	144
Polytechnic Institute of New York	131, 132
Pomona-California State Polytechnic University-CSU	4
Pomona College-Claremont Col.	79
Porterville College-Kern Comm. Col. District	8
Portland Community College	64, 91
Portland State University	64, 92
Post College	80
Potsdam State College-SUNY	59
Prairie State College	26
Pratt Community College	31
Pratt Institute	57, 133
Pratt Manhattan Center-Pratt Inst.	57
Prince William Sound Community College	3, 71
Providence Branch-Roger Williams Univ.	69
Providence Campus-Comm. Col. of Rhode Island	70
Puerto Rico Junior College	133
Purchase State College-SUNY	59
Puyallup Campus-Pierce College	73
Quad Campus-Black Hawk Comm. Col.	23
Queens Campus-St. John's Univ.	57
Queens College-CUNY	52
Queensborough Community College-CUNY	52
Quinebaug Valley Comm. Col.-Conn. Comm. & Tech. Col. Sys.	17
Quinnipiac College	18
Quinsigamond Comm. Col.-Mass. Comm. Col. Sys.	34, 88, 145
Rainy River Community College-Minn. Comm. Col. Sys.	42
Ramapo Col. of New Jersey-New Jersey State Col. Sys.	48, 89
Rancho Santiago Community College District	11, 85
Randolph-Macon College	149
Raritan Valley Community College	49
Raymond Walters College-Univ. of Cincinnati	62
Reading Area Community College	68
Red Bud Campus-Belleville Area Col.	23
Red Oak-Southwestern Comm. Col.	30
Regis University	17
Rend Lake College	26
Rensselaer Polytechnic Institute	147
Renton Technical College	73
Rhode Island College	69

INDEX (Cont.)

Institution	Page No.
Rhode Island School of Design	69, 92, 149
Rice Lake Campus-Wisconsin Indianhead VTAE Dist.	78
Richard J. Daley College-City Cols. of Chicago	24
Richland Community College	27
Ricker College	145
Rider College	49
Rio Grande College	133
Rio Hondo Community College	11
River Falls Campus-Chippewa Valley Tech. Col.	75
Riverside Campus-Univ. of California	15
Riverside Community College District	11
Robert Morris College	68
Robert Wood Johnson Medical School-Univ. of Med. & Dent. of New Jersey	50
Rochester Community College-Minnesota Comm. Col. Sys.	42
Rock Creek Campus-Portland Comm. Col.	64, 92
Rockland Community College	57, 91
Rockville Campus-Montgomery Col.	33
Roger Williams University	69
Rogue Community College	64
Rome Campus-Mohawk Valley Comm. Col.	55
Rosary Hill College	147
Ross Island Center-Portland Comm. Col.	82
Rowan College of New Jersey-New Jersey State Col. Sys.	48
Roxbury Community College-Mass. Comm. Col. Sys.	34, 88
Royal Oaks Campus-Oakland Comm. Col.	39
Rutgers Medical School (See Robert Wood Johnson Medical School)	81
Rutgers State University of New Jersey	49, 90, 98, 131
Ryerson Polytechnical Institute-Ontario	107
Sacramento-California State Univ.	5
Sacramento City College-Los Rios Comm. Col. Sys.	9
Saddleback College-Saddleback Comm. Col. District	11
Saddleback Community College District	11
Saginaw Valley State University	40
Saint-Boniface-Manitoba	103
Saint Cloud State Univ.-Minnesota State Univ. Sys.	42
Saint Joseph College-Maine	132
Saint Joseph's College-New York	147
Saint Leo College	22
Saint Louis Community College	43
Saint-Louis Maillet-New Brunswick	104

INDEX (Cont.)

Institution	Page No.
Saint Mary's University-Nova Scotia	105
Saint Theresa College	146
Salem Community College	49
Salem College	131, 132
Salem Regional Campus-Kent State Univ.	61
Salem State College-Massachusetts State Cols.	35, 88
San Bernardino-California State Univ.	5
San Bernardino Community College District	11
San Bernardino Valley College-San Bernardino Comm. Col.	12
San Diego Campus-Univ. of California	15
San Diego City College-San Diego Comm. Cols.	12
San Diego Community College Adult Ed. Sys.	12
San Diego Community Colleges	12
San Diego Mesa College-San Diego Comm. Cols.	12
San Diego Miramar College-San Diego Comm. Cols.	12
San Diego State University-California State Univ.	5
San Francisco Art Institute	12
San Francisco Campus-Univ. of California	15
San Francisco Community College	13
San Francisco State University-California State Univ.	5
San Joaquin Delta College	13
San Jose City College-San Jose Evergreen Comm. Col. District	13
San Jose/Evergreen Community College District	13
San Jose State University-California State Univ.	5
San Luis Obispo-California State Polytechnic Univ.-CSU	5
San Marcos-California State Univ.	5
San Mateo County Community College District	13
San Ysidro Education Center-Southwestern Comm. Col. Dist.	14
Sangamon State University	27
Santa Barbara Campus-Univ. of California	15
Santa Barbara City College	13
Santa Clarita Community College District	13, 80
Santa Cruz Campus-Univ. of California	15
Santa Fe Community College	144
Santa Monica Community College	14
Santa Rosa Junior College	14, 85
Saranac Lake Campus-North Country Comm. Col.	56
Satellite-Antigo Campus-North Central Tech. Inst.	77
Sauk Valley Community College	27
Sault Community College-Ontario	108
Schenectady County Community College	57
Schoolcraft College	40

INDEX (Cont.)

Institution	Page No.
School of Osteopathic Medicine-Univ. of Med. & Dent. of New Jersey	50
Scott Community College-Eastern Iowa Comm. Col. District IX	28
Scottsbluff Campus-Western Nebraska Comm. Col.	46
Scripps College-Claremont Colls.	79
Searle Tech. Campus Center-Henry Ford Comm. Col.	37
Seattle Community College District VI	73
Seattle University	133, 149
Selden Campus-Suffolk County Comm. Col.	59
Seneca Community College-Ontario	108
Seton Hall University	131, 133
Seton Hill College	148
Shasta College	14
Shaw College at Detroit	134
Shawnee Community College	27
Shawnee University	62
Sheridan Community College-Ontario	108
Shippagan-New Brunswick	104
Shippensburg University of Pennsylvania	68
Shoreline Community College	74
Sidney Campus-Western Nebraska Comm. Col.	46
Sierra Joint Community College District	14
Simon Fraser University	111
Simon's Rock College of Bard	133
Sir Sandford Fleming Community College-Ontario	108
Skagit Valley College	74
Skyline College-San Mateo County Comm. Col. District	13
Slippery Rock University of Pennsylvania	68
Solano Community College	14
Somerset County College (See Raritan Valley C. C.)	81, 147
Sonoma State University-California State Univ.	5
South Campus-Broward Comm. Col.	20
South Campus-Comm. Col. of Allegheny County	65
South Campus-Erie Comm. Col.	53
South Campus-Iowa Lakes Comm. Col.	28
South Campus-Macomb Comm. Col.	38
South Campus-Metropolitan Comm. Col.	44
South Campus-Milwaukee Area Tech. Col.	77
South Campus-Palm Beach Comm. Col.	21
South Campus-Seattle Comm. Col. District VI	74
South Campus-Southeastern Comm. Col.	29
South Campus-Southern State Comm. Col.	62

INDEX (Cont.)

Institution	Page No.
South Dakota Board of Regents System	70
South Dakota School of Mines & Technology	70
South Dakota State University	70
South Puget Sound Community College	74, 82
South Suburban College	27
Southeast Center-Portland Comm. Col.	82
Southeast Community College	45
Southeastern Campus-Univ. of Connecticut	19
Southeastern Community College	29
Southeastern Illinois College	27
Southeastern Massachusetts University	81
Southern Conn. State Univ.-Conn. State Univ. Sys.	18
Southern Illinois University-Carbondale	144
Southern Illinois University-Edwardsville	144
Southern Lakes Campus-Mott Comm. Col.	39
Southern Maine Technical College-Maine Tech. Col. Sys.	32
Southern Oregon State College	64, 133
Southern State Community College	62
Southfield Campus-Oakland Comm. Col.	39
Southwest State University-Minnesota State Univ. Sys.	42
Southwest Wisconsin Technical College	78
Southwestern College-Southwestern Comm. Col. District	14
Southwestern Community College	29
Southwestern Community College District	14
Southwestern Michigan College	131
Southwestern Oregon Community College	65
Spokane Community College-Comm. Colleges of Spokane	72
Spokane Falls Comm. Col.-Comm. Colleges of Spokane	72
Spoon River College	27
Springfield Technical Community College-Massachusetts Comm. Col. Sys.	34, 88, 145
St. Charles County Community College	43
St. Clair Community College-Ontario	107
St. Clair County Community College	40
St. Francis Xavier University-Nova Scotia	105
St. John's University	57, 136
St. Lawrence Community College-Ontario	107
St. Petersburg Junior College	144
St. Thomas More College-Saskatchewan	110
St. Thomas University	133, 144
St. Thomas University-New Brunswick	104
Stadium Center-Portland Comm. Col.	82
Stamford Campus-Univ. of Connecticut	19

INDEX (Cont.)

Institution	Page No.
Stanislaus-California State Univ.	5
Stark County Regional Campus-Kent State Univ.	62
State Center Community College District	14, 85
State Community College of East St. Louis	27, 80
State University of Florida System	22
State University of New York (SUNY)	58, 98
Staten Island Campus-St. John's Univ.	57
Stephens College	131, 133, 146
Stephens Institute/Academy of Art College	133
Stevens Institute of Technology	131, 133
Stevens Point Campus-Mid-State Tech. Col.	76
Stockton State College-New Jersey State Col. Sys.	48, 89
Stony Brook State University-SUNY	59
Storrs Campus-Univ. of Connecticut	19
Sturgeon Bay Campus-Northeast Wisconsin Tech. Inst.	77
Suffolk County Community College	59
Sullivan County Community College	59
Sunnyvale College-Foothill-DeAnza Comm. Col. District	7
Superior Campus-Wisconsin Indianhead VTAE District	78
Sussex County Community College	49
Sylvania Campus-Portland Comm. Col.	64, 92
Syracuse Health Science Center-SUNY	59
Syracuse University	147
Tacoma Community College	74
Taft College	15
Takoma Park Campus-Montgomery College	33
Taylor Business Institute	59
Technical University of Nova Scotia	105
Teikyo Post University	18
Tele-Universite	110
Temple University	68
Temple University Law School	68
Terra Technical College	62
Thaddeus Stevens State School of Technology	68
Thiel College	131, 133
Thomas A. Edison State Col.-New Jersey State Col. Sys.	48, 89
Thornton Community College	80
Three Rivers Comm.-Tech Sys-Conn Comm & Tech Col Sys.	17, 86
Ticonderoga Campus-North Country Comm. Col.	56
Titusville Campus-Brevard Comm. Col.	20
Tompkins-Cortland Community College	60
Torrington Campus-Univ. of Connecticut	19

INDEX (Cont.)

Institution	Page No.
Towson State University	33
Treasure Valley Community College	65, 148
Trent University-Ontario	108
Trenton State College-New Jersey State Col. Sys.	48, 90
Triton College	27
Trocaire College	60
Truckee Meadows Comm. Col.	46
Truman College-City Cols. of Chicago	24
Trumbull Regional Campus-Kent State Univ.	62
Tunxis Comm. Col.-Connecticut Comm. & Tech. Col. Sys.	17
Tuscarawas Regional Campus-Kent State Univ.	62
Tusculum College	149
Twin Cities Campus-Univ. of Minnesota	81
Tyler School of Art Campus-Temple Univ.	68
UH-Hilo Campus-Univ. of Hawaii	23
UH-Manoa Campus-Univ. of Hawaii	23
UH-West Oahu Campus-Univ. of Hawaii	23
Ulster County Community College	60
Umpqua Community College	148
Union County College	49, 81
Universite de Moncton-New Brunswick	103
Universite de Montreal-Quebec	109
Universite de Sherbrooke-Quebec	109
Universite du Quebec a Chicoutimi	109
Universite du Quebec a Hull	109
Universite du Quebec a Montreal	109
Universite du Quebec a Rimouski	109
Universite du Quebec a Trois-Rivieres	109
Universite du Quebec en AbitibiTemiscamingue	109
Universite Laval-Quebec	109
Universite Sainte-Anne-Nova Scotia	105
University Central De Bayamon	133
University College of Cape Breton-Nova Scotia	105
University of Alaska	79, 133, 143
University of Alberta	103
University of Albuquerque	131, 133
University of Arkansas/Little Rock	4
University of Athabasca-Alberta	103
University of British Columbia	111
University of Calgary-Alberta	103
University of California	15
University of California-Berkeley	97, 143

INDEX (Cont.)

Institution	Page No.
University of California-Los Angeles	143
University of California-Professional Scientists & Engineers of the Lawrence Livermore National Labs	143
University of California-Santa Cruz	15, 80
University of Central Florida-State Univ. Sys. of Florida	22
University of Cincinnati	62
University of Colorado	143
University of Connecticut	19
University of Delaware	19
University of Detroit Mercy	40, 146
University of the District of Columbia	20
University of Dubuque	131, 133
University of Dubuque Seminary	131
University of Evansville	145
University of Florida-State Univ. Sys. of Florida	22, 97
University of Florida-Gainesville	144
University of Florida-Institute of Food & Agricultural Science	144
University of Guam	78
University of Guelph	111
University of Hawaii	22
University of Kansas	145
University of Lethbridge-Alberta	103
University of Lowell	81
University of Maine	32, 87
University of Maine System	32, 87
University of Maine-Augusta	32, 87
University of Maine-Farmington	32, 87
University of Maine-Fort Kent	32, 87
University of Maine-Machias	32, 87
University of Maine-Presque Isle	32
University of Manitoba	103
University of Massachusetts	35, 81, 89, 97
University of Medicine & Dentistry of New Jersey	50
University of Miami-Coral Gables	144
University of Michigan Teaching Assistants	97
University of Minnesota	42, 81, 146
University of Montana	44, 146
University of Nebraska	45
University of Nebraska College of Dentistry	147
University of Nebraska College of Law	46
University of Nebraska-Kearney	45
University of Nebraska-Lincoln	147

INDEX (Cont.)

Institution	Page No.
University of Nebraska-Omaha	45
University of New Brunswick	104
University of New Hampshire	46
University of New Haven	131, 133
University of North Florida-State Univ. Sys. of Florida	22
University of Northern Iowa	30
University of Oregon	98, 148
University of Ottawa-Ontario	108
University of Pittsburgh	133, 148, 149
University of Pittsburgh Health Professional Schools	148
University of Pittsburgh Law School	148
University of Pittsburgh Medical School	68
University of Prince Edward Island	111
University of Regina-Saskatchewan	110
University of Rhode Island	70
University of Rio Grande	63
University of San Francisco	15, 85
University of San Francisco-Col. of Professional Studies	143
University of San Francisco Law School	16
University of Saskatchewan	110
University of Scranton	69, 116
University of South Dakota-South Dakota Board. of Regents Sys.	70
University of South Dakota-Springfield	134
University of South Florida-State Univ. Sys. of Florida	22, 97
University of Southern Maine-Univ. of Maine Sys.	32, 87
University of Toledo	148
University of Toronto	111
University of Vermont	149
University of West Florida-State Univ. Sys. of Florida	22
University of Windsor-Ontario	108
University of Winnipeg-Manitoba	103
University of Wisconsin-Madison-Teaching Assistants	98
University of Wisconsin-Milwaukee-Teaching Assistants	99
University System of New Hampshire	147
Urban Campus-Des Moines Area Comm. Col.	28
U.S. Coast Guard Academy	19, 137
U.S. Merchant Marine Academy	60, 137
Utica Campus-Mohawk Valley Comm. Col.	55
Utica College of Syracuse University	60
Valdez Campus-Prince William Sound Comm. Col.	3
Ventura College-Ventura County Comm. Col. District	16
Ventura County Community College District	16

INDEX (Cont.)

Institution	Page No.
Vermilion Community College-Minnesota Comm. Col. Sys.	42
Vermont State Colleges	70, 92
Vermont Technical College-Vermont State Cols.	71, 92
Victor Valley College	16
Villa Maria College	147
Villanova University	133, 149
Vista College-Peralta Comm. Col. District	11
W. Alton Jones Campus-Univ. of Rhode Island	70
WA St. Penitentiary Campus-Walla Walla Comm. Col.	74
Wabash Valley College-Illinois Eastern Comm. Col.	25
Wagner College	131, 133
Walla Walla Community College	74
Warren County Community College	50
Warrington Campus-Pensacola Junior Col.	22
Warwick Campus-Comm. Col. of Rhode Island	69
Waseca Campus-Univ. of Minnesota	81, 134
Washington College-City Colleges of Chicago	24
Washington County Tech. College-Maine Tech. Col. Sys.	32
Washington State Comm. Col. Dist. XVII	82
Washtenaw Community College	40
Waterbury Campus-Univ. of Connecticut	19
Waubensee Community College	27
Waukesha Campus-Waukesha County Tech. Col.	78
Waukesha County Technical College	78
Waynesburg College	149
Wayne County Community College	40
Wayne State College-Nebraska State Cols.	45
Wayne State University	40
Wenatchee Campus-Wenatchee Valley Col.	74
Wenatchee Valley College	74
Wentworth Institute of Technology	35
Wesleyan University	143
West Bend Campus-Moraine Park Tech. Inst.	77
West Caldwell Campus-Essex County Col.	47
West Campus-Milwaukee Area Tech. Col.	77
West Campus-Pima County Comm. Col.	3
West Chester University of Pennsylvania	68
West Hills College	16
West Los Angeles College-Los Angeles Comm. Col. Sys.	9
West Oahu College-Univ. of Hawaii	23
West Shore Community College	40
West Valley College-West Valley Mission Comm. Col. District	16

INDEX (Cont.)

Institution	Page No.
West Valley Mission Community College District	16
Westchester Community College	60
Westchester/Rockland Campus-Cornell Univ. ILR	53, 90
Western Campus-Cuyahoga Comm. Col. District	61
Western Campus (Brentwood)-Suffolk County Comm. Col.	59
Western Connecticut State Univ.-Conn. State Univ. Sys.	18
Western Illinois University-Illinois Bd. of Governors	25, 80
Western Iowa Tech Community College	30
Western Michigan University	41
Western Montana College	44
Western Nebraska Community College	46
Western State College	65
Western States Chiropractic College	65
Western Wisconsin Technical College	78
Westfield State College-Massachusetts State Cols.	35, 88
Westmoreland County Community College	69
Whatcom Community College	75
Whidbey Campus-Skagit Valley College	74
Wichita State University	133
Wilberforce University	63, 133
Wilfred Laurier University-Ontario	108
Williamsport Area Community College (See Pennsylvania College of Technology)	82
William Paterson College of New Jersey-New Jersey State College System	48, 90
William Rainey Harper College	27, 87, 115, 144
Willmar Community College-Minnesota Comm. Col. Sys.	42
Wilson College	149
Windward Community College-Univ. of Hawaii	23
Winona State University-Minnesota State Univ. Sys.	42
Wisconsin Indianhead VTAE District	78
Wisconsin Rapids Campus-Mid-State Tech. Col.	76
Worcester Campus-Becker Col.	33
Worcester State College-Massachusetts State Cols.	35, 88
Wordsworth Academy	133
Worthington Community College-Minnesota Comm. Col. Sys.	42
Wright College-City Cols. of Chicago	24
Yakima Valley College	75
Ybor Campus-Hillsborough Comm. Col.	21
Yeshiva University	131, 133
York College-CUNY	52
York County Tech. Col.-Maine Tech. Col. Sys.	32

INDEX (Cont.)

Institution	Page No.
York University-Ontario	108
Yosemite Community College District	16
Youngstown State University	63
Yuba College	115
Yuba Community College	17, 86

**NATIONAL CENTER FOR THE STUDY OF COLLECTIVE BARGAINING
IN HIGHER EDUCATION AND THE PROFESSIONS
PUBLICATIONS, 1973 - 1995**

PROCEEDINGS

Higher Education Collective Bargaining During a Period of Change. Twenty-Second Ann. Conf., 1994
Unions and Management: Working Our Way Out of Fiscal Stress. Twenty-First Ann. Conf., 1993
The Impact of Collective Bargaining in Higher Education: A 20 Year Retrospective. Twentieth Ann. Conf., 1992
Collective Bargaining in Higher Education: Leadership in Uncertain Times. Nineteenth Ann. Conf., 1991
Collective Bargaining in Higher Education: The 1990's. Eighteenth Ann. Conf., 1990
Power Relationships on the Unionized Campus. Seventeenth Ann. Conf., 1989
Collective Bargaining and the Economic Condition of Higher Education. Sixteenth Ann. Conf., 1988
The Faculty Life Cycle: A Legal Perspective. Fifteenth Ann. Conf., 1987
The Unionized Professoriate: A Discriminating Appraisal. Fourteenth Ann. Conf., 1986
Unionization and Academic Excellence. Thirteenth Ann. Conf. 1985
Structural Reform in Higher Education Collective Bargaining. Twelfth Ann. Conf., 1984
Collective Bargaining in a Period of Retrenchment. Eleventh Ann. Conf., 1983
Campus Bargaining at the Crossroads. Tenth Ann. Conf., 1982
The Legal and Economic Status of Collective Bargaining in Higher Education. Ninth Ann. Conf., 1981
Campus Bargaining in the Eighties. Eighth Ann. Conf., 1980
Landmarks in Collective Bargaining in Higher Education. Seventh Ann. Conf., 1979
The Uniqueness of Collective Bargaining in Higher Education. Sixth Ann. Conf., 1978
Collective Bargaining and the Future of Higher Education. Fifth Ann. Conf., 1977
Collective Bargaining in Higher Education. First - Fourth Ann. Confs., 1973-1976

BIBLIOGRAPHIES

Vols. 2, 4-21 (Vols. 1 & 3 Out of Print)

NEWSLETTERS

Collective Bargaining in Higher Education: Analysis of Issues (4 issues/year)

DIRECTORIES

Directory of Faculty Contracts and Bargaining Agents in Institutions of Higher Education (Annual) 1975-1994
Directory of Graduate Student Employee Bargaining Agents and Organizations, 1995
Directory of Non-Faculty Bargaining Agents in Institutions of Higher Education, 1991

SELECTED BOOKS AND MONOGRAPHS

Donovan, Mary. Sex Discrimination in Higher Education and the Professions: An Annotated Bibliography, 1989
Kaminker, Dan. Professional Staff Congress Review of Arbitrations and Digest of Selected Related Issue, 1984
Douglas, Joel M. and M. Garfin. Contract Development in Higher Education Faculty Collective Bargaining, 1980
Douglas, Joel M., Loren A. Krause and Leonard Winogora. Workload and Productivity Bargaining in Higher Education, Monograph No. 3, 1980

To order publications contact the National Center for the Study of Collective Bargaining in Higher Education and the Professions, Baruch College 17 Lexington Ave., Box G-1050, New York, NY 10010. Telephone: (212) 387-1510 Fax: (212) 387-1516.

