


Volume 24, January 1998

Directory of Faculty Contracts and Bargaining Agents In Institutions of Higher Education

Richard Hurd and Jennifer Bloom
with **Beth Hillman Johnson**



**THE NATIONAL CENTER FOR THE STUDY OF COLLECTIVE BARGAINING IN
HIGHER EDUCATION AND THE PROFESSIONS, SCHOOL OF PUBLIC AFFAIRS,
BARUCH COLLEGE - THE CITY UNIVERSITY OF NEW YORK**

**NATIONAL CENTER FOR THE STUDY OF COLLECTIVE
BARGAINING IN HIGHER EDUCATION AND THE PROFESSIONS**

NATIONAL ADVISORY COMMITTEE

BARBARA BOWEN

President, PSC
Vice President, AFT

MARY A. BURGAN

General Secretary
AAUP

NEIL BUCKLEW

Professor and Past President
West Virginia University

MARY JANE CALAIS

Dir. of Federal Relations
NACUBO

MICHAEL CUEVAS

Chairman
New York State, PERB

SAMUEL J. D'AMICO

Assoc. Vice Chancellor
and Director of Labor Relations
University of Maine System

JOEL DOUGLAS

Professor
Baruch College, CUNY

SANDRA FELDMAN

President, AFT
AFL-CIO

WILLIAM FULMER

President
APSCUF

ARPI HAMALIAN

President
FQPPU

RACHAEL HENDRICKSON

Coordinator of Higher Education
NEA

RICHARD HURD

Professor
Cornell University

DANIEL J. JULIUS

Associate Vice President
Academic Affairs
University of San Francisco

VIRGINIA MILLER

Asst. Vice Chancellor for Human Resources
University of Connecticut

SUSAN MEISENHELDER

President
California Teachers Association

CAESAR J. NAPLES

Vice Chancellor Emeritus
and Trustee Professor
California State University

EDWARD REGAN

President
Baruch College, CUNY

WILLIAM E. SCHEUERMAN

President
United University Professions

ANN SHADWICK

National Council for Higher Education
NEA

SAMUEL STRAFACI

Sr. Director of Human Resources
California State University

JOHN STRAWBRIDGE

Director of Faculty Relations
Memorial University, Canada

JAMES TURK

Executive Director
CAUT, Canada

JOYCE VILLA

Asst. Vice Chancellor for Employee Rels.
State University of New York


JIM WHITE

Vice President for Financial Services
AACJC

Volume 24, January 1998

Directory of Faculty Contracts and Bargaining Agents In Institutions of Higher Education

Richard Hurd and Jennifer Bloom
with **Beth Hillman Johnson**



THE NATIONAL CENTER FOR THE STUDY OF COLLECTIVE BARGAINING IN
HIGHER EDUCATION AND THE PROFESSIONS, SCHOOL OF PUBLIC AFFAIRS,
BARUCH COLLEGE - THE CITY UNIVERSITY OF NEW YORK

**NATIONAL CENTER FOR THE STUDY OF COLLECTIVE
BARGAINING IN HIGHER EDUCATION AND THE PROFESSIONS**

The National Center is an impartial, nonprofit educational institution serving as a clearinghouse and forum for those engaged in collective bargaining (and the related processes of grievance administration and arbitration) in colleges and universities and the professions. Operating on the campus of Baruch College, City University of New York, the Center addresses its research to scholars and practitioners in these fields.

Membership consists of institutions and individuals from all regions of the United States and Canada. Activities are financed primarily by membership, conference and workshop fees, foundation grants, and income from various services and publications made available to members and the public.

Inquiries regarding membership, publication or research orders should be addressed to the National Center for the Study of Collective Bargaining in Higher Education and the Professions, Baruch College, CUNY, 17 Lexington Avenue, Box F-2053, New York, New York 10010, (212) 802-6751.

* * * * *

Copyright © 1998 in U. S. A.
By The National Center for the Study of Collective
Bargaining in Higher Education and the Professions
School of Public Affairs
Baruch College, The City University of New York

All rights reserved. No part of this publication may be reproduced, stored in a retrieval system, or transmitted in any form or by any means, electronic, mechanical, photocopying, recording, or otherwise, without the prior permission of the publisher.

Price: \$45.00

ISSN 0276-7805

TABLE OF CONTENTS

	PAGE
INTRODUCTION: UNIONIZATION AMONG FACULTY, 1997	v
FACULTY CONTRACTS AND BARGAINING AGENTS, U.S.	3
ADJUNCT FACULTY CONTRACTS AND BARGAINING AGENTS, U.S.	85
GRADUATE EMPLOYEE BARGAINING AGENTS IN THE U.S.	112
FACULTY COLLECTIVE BARGAINING AT CANADIAN UNIVERSITIES	116
SUMMARY OF ELECTIONS, U.S. - 1997	128
STATISTICAL ANALYSIS	
Table One - RECOGNIZED FACULTY BARGAINING AGENTS -- PUBLIC AND PRIVATE, 1998	133
Table Two - RECOGNIZED FACULTY BARGAINING AGENTS IN TWO- AND FOUR-YEAR INSTITUTIONS, 1998	134
Table Three - FACULTY COLLECTIVE BARGAINING AGREEMENTS, 1998	135
Table Four - ANALYSIS OF COLLECTIVE BARGAINING AGENTS AND AGREEMENTS, 1998	136
Table Five - FACULTY BARGAINING AGENTS AND COLLECTIVE BARGAINING AGREEMENTS (CBAs), PUBLIC AND PRIVATE INSTITUTIONS, 1974-1997	137
Table Six - FACULTY BARGAINING AGENTS AND COLLECTIVE BARGAINING AGREEMENTS IN TWO- AND FOUR-YEAR INSTITUTIONS, 1974-1997	138
Table Seven - FACULTY REPRESENTED BY CERTIFIED BARGAINING AGENTS, 1998	139

	PAGE
Table Eight - FACULTY REPRESENTED BY CERTIFIED BARGAINING AGENTS, 1998	140
Table Nine - CAMPUSES REPRESENTED BY RECOGNIZED FACULTY BARGAINING AGENTS -- PUBLIC AND PRIVATE, 1998	141
Table Ten - GEOGRAPHIC DISTRIBUTION OF UNIONIZED FACULTY, 1998	142
Table Eleven - BARGAINING AGENTS, BY STATE, 1998	144
Table Twelve - SUMMARY OF DECERTIFICATIONS	145
Table Thirteen - ROSTER OF INSTITUTIONS AFFECTED BY THE <i>YESHIVA</i> DECISION	146
Table Fourteen - COLLEGE CLOSINGS	148
Table Fifteen - STATUS OF PUBLIC SECTOR COLLECTIVE BARGAINING LEGISLATION	149
Table Sixteen - MERGED BARGAINING AGENTS	150
Table Seventeen OTHER NATIONAL UNIONS REPRESENTING FACULTY	151
Table Eighteen - BARGAINING AGENTS CITED IN THIS DIRECTORY	152
"NO-AGENT" VOTES, 1971-1997	156
INDEX OF U.S. AND CANADIAN INSTITUTIONS CITED IN 1998 DIRECTORY	165

UNIONIZATION AMONG COLLEGE FACULTY

January 1, 1997 through December 31, 1998

INTRODUCTION

Unionization among college and university faculty continued its slow but steady increase in 1997. Academic unions now represent 256,084 professors, a growth of 5,368 (2.1 percent) from last year's *Directory*. We can now report 516 bargaining agents on 1125 campuses throughout the United States.

These increases can be attributed to the fact that unions have won several collective bargaining elections during the past year. Victories at Allen County Community College, Central Washington University, Highland Community College, Lake Tahoe Community College, Neosho County Community College, Oregon Coast Community College, Tech-Vocational Community College, University of Great Falls, University of Toledo, Bucks County Community College, Mercer County Community College, New Jersey State Colleges, Sussex County Community College, and the University of Alaska all contributed to growth in unionization among college and university faculty. Additionally, many bargaining units grew in size as institutions hired new faculty.

Public colleges and universities employ 244,801 unionized faculty members, with 1033 public sector campuses. Four-year public colleges and universities account for 128,783 of the unionized faculty members, with 99 bargaining agents on 342 campuses. Two-year public colleges have 116,018 unionized faculty members, with 348 bargaining agents on 691 campuses.

There are only 11,283 unionized faculty members in the nation's private colleges and universities, with 69 bargaining agents on 92 campuses. The overwhelming majority of these are employed at private four-year colleges and universities: 10,798, with 60 bargaining agents on 78 campuses. We can only report 485 faculty members on 14 two-year private sector campuses, represented by 9 bargaining agents.

Fourteen collective bargaining elections took place during 1997. Faculty members chose new collective bargaining agents in all of these elections.

AGENTS ELECTED

Faculty members voted for union representation at fourteen institutions during 1997. All of these elections wins occurred in public sector institutions, and include the full-time faculties of Allen County Community College, Central Washington University, Highland Community College, Lake Tahoe Community College, Neosho County Community College, Oregon Coast Community College, University of Great Falls , Bucks County Community College, and Tech-Vocational Community College. Finally, adjunct faculty at Mercer County Community College, New Jersey State Colleges, Sussex County Community College, and the University of Alaska also voted for union representation, as did non-tenure track lecturers at the University of Toledo.

CHANGE OF AGENT ELECTION

In 1997 there were no change of agent elections to report.

CHALLENGE OF AGENT ELECTION

There were no challenge of agent elections to report during 1997.

NO-AGENT ELECTION

There were no cases in 1997 of faculty voting for no-agent status.

AAUP

The AAUP participated in two of the fourteen elections held in 1997. At the University of Toledo the AAUP now represents 40 non-tenure track lecturers. In addition, the University of Alaska adjunct faculty voted 425-195 (in a unit of 1,030) in favor of the AAUP/AFT dual bargaining agent.

The AAUP and its affiliates, including dual affiliations, now represent 29,416 faculty in 62 bargaining units. These include 39 public and 23 private sector units. Of these, 52 are four-year and 10 are two-year institutions.

AFT

The AFT participated in nine of the fourteen elections held in 1997. At Bucks County Community College faculty voted 155-53 (in a unit of 450) in favor of the AFT. At Mercer County Community College in New Jersey, faculty voted 92-24 against no agent. Oregon Coast Community College faculty voted 22-10 (in a unit of 50) in favor of the AFT. The University of Great Falls faculty voted 20-19 (in a unit of 50). Adjunct faculty at New Jersey State Colleges voted 1114-90 (in a unit of 1,875) in favor of the AFT. The adjunct faculty at Sussex County Community College voted 61-24 (in a unit of

97) for the AFT against no agent. Part-time faculty at Tech-Vocational Community College voted 134-13 (in a unit of 197) for the AFT. At the University of Alaska adjunct faculty voted 425-195 (in a unit of 1,030) in favor of the AAUP/AFT dual bargaining agent. Central Washington University faculty voted 236-84 (in a unit of 320) in favor of the AFT/NEA dual bargaining agent.

The AFT and its affiliates, including dual affiliations, now represent 93,460 faculty in 167 bargaining units. These include 144 public and 23 private institutions. Of these, 53 are four-year and 114 are two-year institutions.

NEA

The NEA participated in five of the fourteen elections in 1997. Central Washington University faculty voted 236-84 (in a unit of 320) in favor of the AFT/NEA dual bargaining agent. Additionally, the NEA became the representative of faculty at Allen County Community College (unit size of 55), Highland Community College (unit size of 30), Lake Tahoe Community College (unit size of 21), and Neosho County Community College (unit size of 44) in 1997 although no data is available on vote counts is available.

The NEA and its affiliates, including dual affiliations, now represent 69,233 faculty in 235 bargaining units. These include 221 public and 14 private sector units. Of these, 37 are four-year and 198 are two-year institutions.

INDEPENDENT AGENTS

By the term independent agent, we mean any faculty bargaining agent which is not affiliated with another state or national union. There were no representation elections involving independent agents in 1997.

Independent agents no represent 15,275 faculty in 39 bargaining units. These include 32 and 7 private sector units. Of these, 10 are four-year and 29 are at two-year institutions.

DECERTIFICATIONS

The National Center knows of no bargaining agent decertifications which occurred during 1997.

STRIKES

No faculty strikes were reported for 1997.

LEGISLATION

The National Center cannot report any new state or federal legislation governing collective bargaining in higher education during 1997.

FIRST CONTRACTS SIGNED

Two new first contract were signed in 1997. At the University of Alaska, the dual bargaining agent AAUP/AFT signed a two- year agreement covering a unit of 700 faculty

at three campuses. Adjunct faculty at Middlesex County College, represented by AAUP, signed a three-year agreement covering a unit of 320 at two campuses.

DEMOGRAPHC ANALYSIS

While this 1998 *Directory* shows collective bargaining agents in 32 states, Washington, DC, and Guam, faculty higher education bargaining remains geographical limited and almost exclusively a phenomenon of public sector institutions.

Two states, California (67,698) and New York (55,040) account for 122,738 or 47.9 percent of all unionized faculty members. The ten largest states for faculty collective bargaining (listed below) account for 229,219, or 89.5 percent of all unionized faculty members in the United States. Four of these ten largest (New York, New Jersey, Pennsylvania, and Massachusetts) are located in the northeast and are home states for 89,370 unionized professors, 34.9 percent of the total. The two west coast states, California (67,698) and Washington (10,892) represent another 78,590 faculty members, 30.7 percent of all unionized faculty. Put another way, seven states, four in the northeast and two on the west coast, account for 65.6 percent of the unionized professorate. Three states in the Midwest, Michigan (10,422), Minnesota (11,041), and Wisconsin (29,633) are listed among the ten largest states for faculty collective bargaining. Florida (10,163) is the only southern state to make the list.

**THE TOP TEN STATES FOR FACULTY UNION
MEMBERSHIP IN HIGHER EDUCATION, 1997**

STATE	FACULTY
California	67,698
New York	55,040
Wisconsin	29,633
New Jersey	12,938
Pennsylvania	11,748
Minnesota	11,041
Washington	10,832
Michigan	10,422
Florida	10,163
Massachusetts	9,644
TOTAL	119,219

Higher education collective bargaining is also largely limited to public sector institutions. Public sector colleges and universities employ 244,801, or 95.6 percent of the unionized professorate. Among public institutions, there is an even division between four-year and two-year colleges and universities. Four-year public institutions employ 128,783 faculty members, 52.6 percent of unionized faculty at all public institutions. Two-year public colleges employ 116,018 unionized professors, or 47.5 percent of all unionized professors at public institutions.

Richard Hurd
Professor and Director of Labor Studies
Cornell University

and

Jennifer Bloom
M.S. Candidate, Industrial and Labor Relations
Cornell University

**FACULTY CONTRACTS AND BARGAINING AGENTS
IN PUBLIC AND PRIVATE INSTITUTIONS
IN THE UNITED STATES**



**FACULTY CONTRACTS AND BARGAINING AGENTS
IN PUBLIC AND PRIVATE INSTITUTIONS¹**

Institution	Bargaining Agent +	Unit Size	Cur. Agent Elected	Initial Contract ++	2/4 Yr. College	No. of Campuses#	Contract Expiration
<u>ALASKA</u>							
University of Alaska System							
Community College Faculty	ACCFT	250 ft	1974	1974	2	3	
University Faculty	AAUP/AFT	700 pt	1996	1998	4	3	12/30/2000
Adjunct Faculty	AAUP/AFT	1,100	1997		4	3	6/30/2000
<u>ARIZONA</u>							
Maricopa County Community College District							
	AAUP	800	1994		2	1	1995
Pima County Community College District							
	PCCEA ²	324	1978		2	5	
Community Campus							
Desert Vista Campus							
Downtown Campus							
East Campus							
West Campus							

Institution	Bargaining Agent +	Unit Size	Cur. Agent Elected	Initial Contract + +	2/4 Yr. College	No. of Campuses#	Contract Expiration
CALIFORNIA							
Antelope Valley College	AFT	128 ft 250 pt	1990	1990	2	1	6/30/96
Barstow Community College	CTA/NEA	25 ft 75 pt	1979	1979	2	1	6/30/92 12/31/99
Butte College	CTA/NEA CWA	175 ft 525 pt	1978 1990	1978 1991	2	1	6/30/97 12/31/93
Cabrillo College	AFT	193 ft 340 pt	1984	1986	2	1	6/30/98
California State University System	CFA/ AAUP/CTA NEA CSEA/SEIU	18,400	1983	1983	4	22	11/1/95
Cal. Maritime Academy							
Cal. Polytech. St. Univ.							
Cal. St. Univ.-Bakersfield					4		
Cal. St. Polytech. Univ.-Pomona					4		
Cal. St. Univ.-Chico					4		
Cal. St. Univ.-Dominguez Hills					4		
Cal. St. Univ.-Fresno					4		
Cal. St. Univ.-Fullerton					4		
Cal. St. Univ.-Hayward					4		
Cal. St. Univ.-Long Beach					4		
Cal. St. Univ.-Los Angeles					4		
Cal. St. Univ.-Northridge					4		
Cal. St. Univ.-Sacramento					4		
Cal. St. Univ.-San Bernardino					4		
Cal. St. Univ.-San Marcos					4		
Cal. St. Univ.-Stanislaus					4		
Humboldt St. Univ.					4		

Institution	Bargaining Agent +	Unit Size	Cur. Agent Elected	Initial Contract + +	2/4 Yr. College	No. of Campuses#	Contract Expiration
California State University System (Cont.)							
San Diego St. Univ.					4		
San Francisco St. Univ.					4		
San Jose St. Univ.					4		
San Luis Obispo					4		
Sonoma St. Univ.					4		
Chabot-Las Positas Community College District	Incl.(CLPFA) (CTA/NEA 1978)	297 ft 490 pt	1990	1979	2	2	6/30/2000
Chabot College					2		
Las Positas College					2		
Chaffey College	CTA/NEA	152 ft 425 pt	1980	1981	2	1	6/30/95
Citrus College	CTA/NEA	129 ft 230 pt	1976	1977	2	1	6/30/94
*Claremont Colleges	OPEIU ³		1972		4	6 ⁴	
Coast Community College District	AFT	542	1979	1980	2	3	6/30/01
Coastline Comm. Col.					2		
Golden West Comm. Col.					2		
Orange Coast Comm. Col.					2		
o Part-time	CTA/NEA	1,004	1979	1980	2	3	9/1/99

Institution	Bargaining Agent +	Unit Size	Cur. Agent Elected	Initial Contract++	2/4 Yr. College	No. of Campuses#	Contract Expiration
CALIFORNIA (Cont.)							
College of Marin ⁵	AFT (CTA/NEA 1976)	132 ft 168 pt (Credit)	1978	1980	2	2	6/30/95
Indian Valley Campus Kentfield Campus		164 pt (Non-Credit)			2 2		
College of the Redwoods	Ind.	117 ft 272 pt	1977	1977	2	1 ⁶	8/31/94
College of the Sequoias	CTA/NEA/ CWA	146.6 ft FTE 216 pt	1976 1994	1977	2 2	1 1	6/30/96 6/30/95
College of the Siskiyous	NEA	166	1996		2		
Compton Community College	AFT	86 ft 113 pt	1978	1979	2	1	6/30/95
Contra Costa Community College District	Ind.	471 ft 522 pt	1976	1977		3	6/30/96
Contra Costa Col. Diablo Valley Col. Los Medanos Col.					2 2 2		
Cuesta College	AFT	106 ft 203 pt	1994	1996	2	1	1999
Desert Community College District (College of the Desert & Copper Mountain Campus) ⁷	CCA/CTA/NEA	115 ft	1988	1988	2	2	6/30/97

Institution	Bargaining Agent +	Unit Size	Cur. Agent Elected	Initial Contract + +	2/4 Yr. College	No. of Campuses#	Contract Expiration
CALIFORNIA (cont.)							
El Camino Community College	AFT	312 ft 488 pt	1976	1977	2	1	7/31/97
Feather River Community College	AFT	24 ft 45 pt	1989 1994	1990	2	1	6/30/95
Foothill-DeAnza Community College District	Ind.	638 ft 727 pt	1977	1977	2	4	6/30/92
DeAnza Col.					2		
Foothill Col.					2		
Middlefield Col.					2		
Sunnyvale Col.					2		
Gavilan College	CTA/NEA	73 ft	1977	1977	2	2	6/30/98
Glendale Community College	AFT	201 ft 511 pt	1979	1980	2	1	6/30/97
Grossmont/Cuyamaca Community College District	Ind. - UF (CTA/NEA 1977)	313 ft 831 pt	1984	1978	2	2	6/30/2000
Cuyamaca Col. Grossmont Col.					2 2		
Hartnell Community College	CTA/NEA	95 ft 235 pt	1979	1979	2	1	6/30/92
Imperial Valley College	CCA/CTA/ NEA	94 ft 250 pt	1981	1984	2	1	6/30/98

Institution	Bargaining Agent +	Unit Size	Cur. Agent Elected	Initial Contract ++	2/4 Yr. College	No. of Campuses#	Contract Expiration
CALIFORNIA (Cont.)							
Kern Community College District	CCA/NEA	340 ft 556 pt	1977	1977	2	3	6/30/95
Bakersfield Col.					2		
Cerro Coso Col.					2		
Porterville Col.					2		
Lake Tahoe Comm. Col.	NEA	21	1997		2		
Lassen Community College	AFT	43 ft	1986	1988	2	1	6/30/94
Long Beach City College	CTA/NEA	297 ft	1978	1979	2	2	9/30/99
Liberal Arts Campus					2		
Pacific Coast Campus					2		
Full-time	CTA/NEA	600	1990	1991			6/30/99
Los Angeles Community College System	AFT	1,641 ft 1,969 pt	1977	1978	2	9	9/29/96
East L.A. Col.					2		
L.A. City Col.					2		
L.A. Harbor Col.					2		
L.A. Mission Col.					2		
L.A. Pierce Col.					2		

Institution	Bargaining Agent +	Unit Size	Cur. Agent Elected	Initial Contract + +	2/4 Yr. College	No. of Campuses#	Contract Expiration
Los Angeles Community College System (Cont.)	AFT	753 ft 1,500pt	1977	1977	2	3	6/30/99
L.A. Southwest Col.					2		
L.A. Trade-Tech. Col.					2		
L.A. Valley Col.					2		
West L.A. Col.					2		
Los Rios Community College System					2		
American River Col.					2		
Cosumnes River Col.					2		
Sacramento City Col.					2		
Mendocino College	CTA/NEA	160 pt	1994	1994	2	1	6/30/94
Merced College	CTA/NEA	149 ft 346 pt	1976	1977	2	1	6/30/99
Monterey Peninsula Community College	CTA/NEA	130 ft 225 pt	1978	1980	2	1	6/30/99
Mount. San Antonio College	CTA/NEA	300 ft 671 pt	1976	1978	2	1	12/31/99
Mt. San Jacinto College	CTA/NEA	77 ft	1976	1977	2	2	6/30/98
Napa Valley College	CTA/NEA	107 ft 182 pt	1977	1979	2	1	6/30/99
North Orange County Community College District	CTA/NEA	525 ft	1979	1981	2	2	6/30/97
Cypress Col.					2		
Fullerton Col.					2		

Institution	Bargaining Agent +	Unit Size	Cur. Agent Elected	Initial Contract + +	2/4 Yr. College	No. of Campuses#	Contract Expiration
CALIFORNIA (Cont.)							
Ohlone College	Ind.	125 ft 300 pt	1979		2	1	6/30/96
Palo Verde College	CTA/NEA (AFT 1976)	23 ft 30 pt	1980	1976	2	1	6/30/2000
Pasadena City College	CTA/NEA	348 ft	1979	1979	2	1	6/30/97
Peralta Community College District	AFT/CFT	370 ft 500 pt	1979	1980	2	4	6/30/97
Col. of Alameda					2		
Laney College					2		
Merritt Col.					2		
Vista Col.					2		
Rancho Santiago Com. College District	Ind.	320 ft 600 pt	1978		2	3 ⁸	6/30/2000
o Cont. Educ. Facul.	CTA/NEA	21 ft 488 pt	1977		2	2	6/30/97
Rio Hondo Comm. Col.	CTA/NEA	160 ft 500 pt	1979	1980	2	1	6/30/98
Riverside Community College District	CTA/NEA	227 ft 630 pt	1978	1979	2	3	6/30/98

Institution	Bargaining Agent +	Unit Size	Cur. Agent Elected	Initial Contract + +	2/4 Yr. College	No. of Campuses#	Contract Expiration
CALIFORNIA (cont.)							
Saddleback Community College District	CTA/NEA	300 ft 757 pt	1976	1976	2	2	6/30/97
Irvine Valley Col. Saddleback Col.					2 2		
San Bernardino Community College District	CTA/NEA	232 ft 411 pt	1984	1989	2	2	1/31/93
Crafton Hills Community Col. San Bernardino Valley Col.					2 2		
San Diego Community Colleges	AFT (CTA/NEA 1977)	495 ft 1,346 pt	1987	1977	2	3	6/30/97
San Diego City Col. San Diego Mesa Col. San Diego Miramar Col.					2 2 2		
San Diego Community College Adult Educ. System	AFT	116 ft 695 pt	1977	1977	2	6	6/30/99
Centre City/Skills Center Cesar Chavez Center Clairmont Mesa Campus Center Ed. Cultural Complex Campus Center Kearney Mesa Campus Mid-City Center Miramar Campus					2 2 2 2 2 2 2		

Institution	Bargaining Agent+	Unit Size	Cur. Agent Elected	Initial Contract++	2/4 Yr. College	No. of Campuses#	Contract Expiration
San Diego Community College Adult Educ. System (Cont.)							
Mission Bay Campus					2		
Navajo Campus Center					2		
Point Loma Campus					2		
*San Francisco Art Institute	Ind.(SFAIFU)	40	1996	1984	4	1	6/30/98
San Francisco Community College	AFT	792 ft 979 pt	1978	1979	2	2 ⁹	6/30/97
City Col. of San Fran. Comm. Col. Centers					2		
San Joaquin Delta Col.	CTA/NEA	215 ft 350 pt	1977	1977	2	1	6/30/95
San Jose/Evergreen Com. College District	Ind. (CTA/NEA 1977)	262 ft 338 pt	1987	1978	2	2	6/30/2000
Evergreen Valley Col. San Jose City Col.					2		
San Mateo County Com. College District	AFT (NEA 1977)	387 ft 746 pt	1982	1978	2	3	6/30/95
Canada Col. Col. of San Mateo Skyline Col.					2		
Santa Barbara City College	Ind.	198 ft	1986	1987	2	1	12/31/95

Institution	Bargaining Agent +	Unit Size	Cur. Agent Elected	Initial Contract + +	2/4 Yr. College	No. of Campuses#	Contract Expiration
CALIFORNIA (Cont.)							
Santa Clarita Community College District ¹⁰	CTA/NEA	80 ft 270 pt	1977	1978	2	1	6/30/98
Santa Monica Community College	Ind.	244 ft 700 pt	1978	1979	2	1	12/31/98
Santa Rosa Jr. Col. Full-time/ Adjunct Faculty Unit "B"	Ind.	272 ft 922 pt	1989	1990	2	1	6/96
o Seniors Program, Unit "B"	AFT	59	1989	1991	2	1	6/96
Shasta College	CTA/NEA	144 ft 250 pt	1976	1976	2	1 ¹¹	6/30/96
Sierra Joint Community College District	CTA/NEA	143 ft 600 pt	1977	1978	2	2	6/30/99
Solano Community College	CCA/CTA/NEA	146 ft 275 pt	1976	1977	2	1	6/30/98
Southwestern Community College District	CTA/NEA	214 ft	1977	1979	2	2	12/31/94
San Ysidro Educ. Center Southwestern Col.					2		
					2		
State Center Community College District	AFT	336 ft 575 pt	1977 1992	1977	2	2 ¹²	6/30/97
Fresno City Col. Kings River Comm. Col.					2		
					2		
Taft College	CTA/NEA	23 ft 31 pt	1976	1977	2	1	6/30/2000

Institution	Bargaining Agent +	Unit Size	Cur. Agent Elected	Initial Contract + +	2/4 Yr. College	No. of Campuses#	Contract Expiration
CALIFORNIA (Cont.)							
University of California							
o Lecturers	AFT	2,000	1984	1986	4	9	6/30/97
o Librarians Berkeley	UFL/AFT	407	1983	1984	4	9	6/30/96
Davis					4		
Irvine					4		
Los Angeles					4		
Riverside					4		
San Diego					4		
San Francisco					4		
Santa Barbara					4		
Santa Cruz					4		
o Faculty	SCFA/AAUP	392	1981	1982	4	1 ¹³	6/30/95
*Univ. of San Francisco	AFT (Ind. 1975)	275 ft	1982	1976	4	1	6/30/2000
o Adjunct Faculty	AFT	575 pt	1981	1985	4	1	12/31/98
*Univ. of San Francisco Law School	Ind.	35	1973	1974	4	1	In abeyance
Ventura County Community College District	AFT	391 ft 700 pt	1977	1978	2	3	6/30/97
Moorpark Col.						2	
Oxnard Col.						2	
Ventura Col.						2	

Institution	Bargaining Agent +	Unit Size	Cur. Agent Elected	Initial Contract + +	2/4 Yr. College	No. of Campuses#	Contract Expiration
CALIFORNIA (cont.)							
Victor Valley College	CTA/NEA	84 ft	1976	1978	2	1	6/30/95
West Hills College	CTA/NEA	50 ft	1977	1977	2	1	6/30/97
West Valley Mission Community College District	Ind. (ACE 1984)	305 ft 465 pt	1993	1985	2	2	6/30/95
Mission Col. West Valley Col.					2		
Yosemite Com. College District	Ind. (CTA/NEA 1976)	288 ft 180 pt	1989	1978	2	2	6/30/91
Columbia Col. Modesto Jr. Col.					2		
Yuba Comm. College	YCFA/AAUP AFT (Ind. CTA/NEA 1976)	111 ft 412 pt	1993 1994	1978 1995	2	3	6/30/98 6/30/97
COLORADO							
*Regis University	AAUP	77 ft	1973	1973	4	1	8/31/99

Institution	Bargaining Agent +	Unit Size	Cur. Agent Elected	Initial Contract++	2/4 Yr. College	No. of Campuses#	Contract Expiration
<u>CONNECTICUT</u>							
Connecticut Community and Technical College System ¹⁴							
Asnuntuck Community-Technical Col.					2		
Capital Community-Technical Col.					2		
Gateway Community-Technical Col.					2		
Housatonic Community-Technical Col.					2		
Manchester Community-Technical Col.					2		
Middlesex Community-Technical Col.					2		
Naugatuck Valley Comm.-Tech. Col.					2		
Northwestern Conn. Comm.-Tech. Col.					2		
Norwalk Comm.-Tech. Col.					2		
Quinebaug Valley Comm.-Tech. Col.					2		
Three Rivers Comm.-Tech. Col.					2		
Tunxis Comm.-Tech. Col.					2		
A. Community Colleges Faculty	CCCC/SEIU	596 ft 2,328 pt	1975	1977	2	12	6/30/01
B. Technical Colleges Faculty	AFT	148 ft 227 pt	1976 1992	1976 1993	2 2	5 5	6/30/01 6/30/01
C. Comm./Tech. Colleges Administrators	CCCC/SEIU ¹⁵	401 ft 619 pt	1987	1977	2	5	6/30/01
D. Comm. Tech. College Administrators	AFSCME	47 ft 7 pt	1980	1981	2	5	6/30/01

Institution	Bargaining Agent +	Unit Size	Cur. Agent Elected	Initial Contract++	2/4 Yr. College	No. of Campuses#	Contract Expiration
CONNECTICUT (cont.)							
Connecticut State Univ. System	AAUP	2,285	1976	1976	4	4	8/28/97
Central Conn. St. Univ.					4		
Eastern Conn. St. Univ.					4		
Southern Conn. St. Univ.					4		
Western Conn. St. Univ.					4		
o Admin. Faculty	AFSCME	358	1976	1977	4	4	6/30/97
*Mitchell College	AFT	24	1975	1975	2	1	6/30/96
*Quinnipiac College	AFT	155 ft	1975	1975	4	1	6/30/92
*Teikyo Post University ¹⁶	AAUP (PCFA 1978, PCTA/AAUP)	24	1990	1979	4	1	8/31/99
U.S. Coast Guard Academy	AFGE	15	1975	1978	4	1	6/15/96
Univ. of Connecticut	AAUP	1,347	1976	1977	2/4	6	6/30/97
Hartford					4		
Southeastern					2		
Stamford					4		
Storrs					4		
Torrington					4		
Waterbury					4		

Institution	Bargaining Agent +	Unit Size	Cur. Agent Elected	Initial Contract + +	2/4 Yr. College	No. of Campuses#	Contract Expiration
<u>DELAWARE</u>							
Delaware State University	AAUP	207	1977	1981	4	1	8/31/94
University of Delaware	AAUP	941 ft	1972	1973	4	4	6/30/99
<u>DISTRICT OF COLUMBIA</u>							
*American University		32 = total in unit					
ESL Teaching Staff	Ind. (ELIFA)	17 = FT w/adj. rank	1982	1982	4	1	4/30/96
University of the District of Columbia	NEA	430	1978	1980	4	1	9/30/93
<u>FLORIDA</u>							
Brevard Community College	UFF/NEA ¹⁷ (AFT 1976, UCCFF 1977)	235	1981	1981	2	4	8/1/98
Cocoa Campus					2		
Melbourne Campus					2		
Palm Bay Campus					2		
Titusville Campus					2		
Broward Community College	UFF/NEA (UFF/AFT/AAUP 1981, UFF/NEA/ AAUP 1983)	330	1983	1981	2	4	7/1/98
Allied Health Center Campus					2		
Central Campus					2		
North Campus					2		
South Campus					2		

Institution	Bargaining Agent +	Unit Size	Cur. Agent Elected	Initial Contract + +	2/4 Yr. College	No. of Campuses#	Contract Expiration
FLORIDA (cont.)							
Chipola Junior College	UFF/FTP/NEA (NEA 1983)	73	1976	1977	2	1	8/98
Edison Community College	AFT (ECCFF 1977)	100	1976	1979	2	3	6/30/98
Charlotte Co. Campus							
Collier Co. Campus							
Lee Co. Campus							
*Edward Waters College	AAUP	50	1992		4	1	
Hillsborough Community College	UFF/FUSA/NEA (FUSA/NEA 1974)	256	1983	1974	2	4	8/20/95
Brandon Learning Center					2		
Dale Mabry Campus					2		
Plant City Campus					2		
Ybor Campus					2		
Indian River Community College	AAUP	166 ft	1973	1975	2	4	7/31/97
Chastain Center							
Dixon/Hendry Center							
Mueller Center							
Port St. Lucie/ St. Lucie West Centers							

Institution	Bargaining Agent +	Unit Size	Cur. Agent Elected	Initial Contract + +	2/4 Yr. College	No. of Campuses#	Contract Expiration
FLORIDA (Cont.)							
Palm Beach Community College	UFF/NEA (AFT ¹⁸ 1975,	200	1975	1978	2	4	6/30/98
Central Campus	UCCFF 1977)				2		
Eissey Campus					2		
Glade Campus					2		
South Campus					2		
Pensacola Junior College	UFF/NEA	232	1985	1987	2	3	6/30/96
Milton Campus					2		
Pensacola Campus					2		
Warrington Campus					2		
*Saint Leo College	UFF/NEA (AFT 1976)	56	1979	1978	4	1	6/1/99
State University of Florida System	UFF/FTP/NEA (UFF/AFT ¹⁹)	8,151 ft 314 pt	1976	1976	4	10	6/30/98
Florida Agric. & Mech. Univ.					4		
Florida Atlantic Univ.					4		
Florida Gulf Coast University					4		
Florida Int'l Univ.					4		
Florida State Univ.					4		
Univ. of Central Florida					4		
Univ. of Florida					4		
Univ. of N. Florida					4		
Univ. of S. Florida					4		
Univ. of W. Florida					4		

Institution	Bargaining Agent +	Unit Size	Cur. Agent Elected	Initial Contract ++	2/4 Yr. College	No. of Campuses#	Contract Expiration
<u>HAWAII</u>							
University of Hawaii	UHPA/NEA	2,723 ft 357 pt	1974	1975	2/4	10	6/30/99
Hawaii Comm. Col.					2		
Honolulu Comm. Col.					2		
Kapiolani Comm. Col.					2		
Kauai Comm. Col.					2		
Leeward Comm. Col.					2		
Maui Comm. Col.					2		
UH - Hilo Campus					4		
UH - Manoa Campus					4		
UH - West Oahu Campus					4		
Windward Comm. Col.					2		

Institution	Bargaining Agent +	Unit Size	Cur. Agent Elected	Initial Contract ++	2/4 Yr. College	No. of Campuses#	Contract Expiration
<u>ILLINOIS</u>							
Belleville Area College	AAUP/AFT	130 ft	1967	1967	2	3	8/14/99
Belleville Campus					2		
Granite Campus					2		
Red Bud Campus					2		
Black Hawk College	IFT/AFT	196	1984		2	2	8/97
East Campus	UAW	160	1990		2		6/30/95
Quad Campus	IEA, NEA	10	1992		2		6/30/96
*Carl Sandburg College	SEA/NEA	62 ft	1975		2	3	6/30/01

Institution	Bargaining Agent +	Unit Size	Cur. Agent Elected	Initial Contract++	2/4 Yr. College	No. of Campuses#	Contract Expiration
*Carl Sandburg College (Cont.)							
Branch Campus					2		
Extension Center-Bushnell Carthage					2		
Main Campus					4	1	8/31/99
Chicago State Univ.	UPI/IFT/ AFT	300	1976	1977			
City Colleges of Chicago (Cook County)	AFT	800 ft	1966	1967	2	7	7/15/2000
Kennedy-King Col.					2		
Malcolm X Col.					2		
Olive-Harvey Col.					2		
Richard J. Daley Col.					2		
Truman Col.					2		
Washington Col.					2		
Wright Col.					2		
College of DuPage	NEA (Ind. 1984)	313	1989	1984	2	1	6/2000
College of Lake County	AFT (NEA 1971)	183 ft	1973	1973	2	2	8/30/98
Danville Area College	NEA	65	1983	1983	2	1	6/30/98
Eastern Illinois Univ.	UPI/IFT/ AFT	609					1999
Elgin Community College	AFT	119 ft	1984	1984	2	1	12/31/97
	AFT	61 pt	1993		2		

Institution	Bargaining Agent +	Unit Size	Cur. Agent Elected	Initial Contract++	2/4 Yr. College	No. of Campuses#	Contract Expiration
ILLINOIS (cont.)							
Governors State Univ.	UPI/IFT AFT	185	1976	1977	4	1	8/31/98
Highland Com. College	AFT	47 ft 3 pt	1968	1968	2	1	8/20/99
Illinois Board of Gov. ²⁰ Universities					4		
Illinois Central College	Ind.	193 ft 400 pt	1977	1977	2	1	7/31/93
Illinois Eastern Com. Colleges	IEA/NEA	92	1985	1985	2	4	9/1/97
Frontier Community Col. Lincoln Trail Col. Olney Central Col. Wabash Valley Col.					2 2 2 2		
Illinois Valley Com. College	AFT	67 ft	1966	1966	2	1	8/97
John A. Logan College	IEA/NEA	95 ft	1972	1972	2	1	8/15/99
Joliet Junior College	AFT	157 ft	1967	1967	2	2	6/30/2000
Kankakee Com. College	AFT	50	1984	1985	2	1	8/97
Kaskaskia College	IFT/AFT (NEA 1984)	50	1991	1985	2	1	8/15/98
Kishwaukee College	IFT/AFT	75 ft	1986	1986	2	1	8/95

Institution	Bargaining Agent +	Unit Size	Cur. Agent Elected	Initial Contract ++	2/4 Yr. College	No. of Campuses#	Contract Expiration
ILLINOIS (Cont.)							
Lake Land College	AFT	125 ft	1968	1970	2	1	8/24/2000
Lewis and Clark Com. College	IEA/NEA	75 ft	1979	1979	2	1	7/31/2000
Lincoln Land Community College	AFT	117	1986	1986	2	1	8/15/99
McHenry County College	NEA	80 ft	1971	1972	2	1	8/2000
Metropolitan Comm. Col. of East St. Louis ²¹	IFT/AFT	31	1980	1982	2	1	6/30/95
Moraine Valley Community College	AFT	185	1972	1972	2	1	6/30/98
Morton College	AFT	49 ft	1967	1967	2	1	8/19/98
Northeastern Illinois Univ.	UPI/IFT	305					8/31/97
Part-time faculty	AFT	50	1976		2		
Northern Illinois U.	AFT/UIPI	120 temp.	1992	1994	4	1	6/30/98
Oakton Community College	IEA/NEA	151	1986	1986	2	2	8/15/98
o Adjunct Faculty	IEA/NEA	118 pt	1985	1987	2	2	8/10/96
Parkland College	Ind.(PAE)	149 ft	1985	1987	2	1	8/14/94
	AFT	125	1995				
Prairie State College	AFT	94 ft	1969	1969	2	1	8/97
Rend Lake College	AFT	55	1985	1986	2	1	8/10/92

Institution	Bargaining Agent +	Unit Size	Cur. Agent Elected	Initial Contract + +	2/4 Yr. College	No. of Campuses#	Contract Expiration
ILLINOIS (Cont.)							
Richland Com. College	AFT/IFT	60	1984/85	1986	2	1	6/30/97
Sauk Valley Community College	IEA/NEA	60 ft	1969	1970	2	1	6/30/98
Shawnee Com. College	NEA	42	1984	1984	2	1	8/15/99
South Suburban College ²²	AFT	125	1971	1972	2	1	8/15/98
Southeastern Illinois College	NEA	67	1985	1984	2	1	8/19/97
Southern Illinois Univ.-Carbondale	NEA	725	1996		4	1	
Spoon River College	NEA	35	1973	1976	2	1	9/1/92
Triton College	AFT	228 ft	1973		2	1	6/30/92
Univ. of Illinois at Springfield ²³	AFT	162	1986	1988	2	1	6/30/97
Waubensee Com. College	AFT	75	1968	1970	2	1	6/30/99
Western Illinois Univ.	UPI/IFT/ AFT	634	1976	1977	4	1	8/31/2000
William Rainey Harper College ²⁴	AFT	219	1976	1976	2	1	8/15/99

Institution	Bargaining Agent +	Unit Size	Cur. Agent Elected	Initial Contract + +	2/4 Yr. College	No. of Campuses#	Contract Expiration
IOWA							
Des Moines Area Com. College	NEA	270 ft	1976	1976	2	5	8/14/99
Ankeny Campus					2		
Boone Campus					2		
Carroll Campus					2		
Newton Campus					2		
Urban Campus					2		
Eastern Iowa Community College District IX	NEA	148 ft	1975	1976	2	3	8/13/95
Clinton Comm. Col.					2		
Muscatin Comm. Col.					2		
Scott Comm. Col.					2		
Hawkeye Community College	NEA	114 ft 33 pt	1980	1981	2	5	8/16/98
Main Campus - MLK							
Metro Campus - Evansdale							
Iowa Central Community College	NEA	75 ft	1975	1976	2	1	6/30/98
Iowa Lakes Com. College	NEA	83 f/pt	1975	1976	2	2	6/30/98
North Campus					2		
South Campus					2		
Iowa Western Community College	NEA	108 ft	1975	1976	2	2	8/18/95
Clarinda Campus					2		
Council Bluffs Campus					2		

Institution	Bargaining Agent +	Unit Size	Cur. Agent Elected	Initial Contract++	2/4 Yr. College	No. of Campuses#	Contract Expiration
IOWA (cont.)							
Kirkwood Com. College	NEA	200 ft	1975	1976	2	2	8/29/97
Cedar Rapids Campus Iowa City Campus					2 2		
Northeast Iowa Community College (Area I)	NEA	123 ft 54 pt	1975	1976	2	2	8/15/98
Calmar Campus Peosta Campus					2 2		
Northwest Iowa Community College (Area IV)	NEA	33 ft	1975	1976	2	1	6/30/98
Southeastern Community College	NEA	70 ft 11 pt	1987	1976	2	2	6/30/98
North Campus South Campus					2 2		
Southwestern Community College	NEA	44 ft	1975	1976	2	2	7/31/90
Creston Red Oak					2 2		
University of Northern Iowa	NEA (AAUP/NEA ²⁵ 1976)	680 f/pt	1991	1977	4	1	6/30/95
Western Iowa Tech Com. College	NEA ²⁶	80 ft	1976	1978	2	1	8/16/98

Institution	Bargaining Agent+	Unit Size	Cur. Agent Elected	Initial Contract + +	2/4 Yr. College	No. of Campuses#	Contract Expiration
<u>KANSAS</u>							
Allen County Comm. Col.	NEA	55	1997		2		
Butler County Comm. Col.	NEA	124 ft	1971	1971	2	1	7/31/98
Cloud County Community College	NEA	38 ft 6 pt regular 260 pt other	1970	1973	2	1	6/30/98
Coffeyville Community College	Ind. (NEA 1980)	35 ft	1982	1983	2	1	6/30/96
Colby Community College	NEA (Ind. 1972)	50 ft	1988	1975	2	1	6/30/96
Cowley County Community College	NEA	43	1969	1970	2	1	7/31/98
Dodge City Com. College	KEA/NEA (Ind. 1974)	55 ft	1991	1972	2	1	6/30/97
Fort Scott Com. College	NEA(FSCAPE) (NEA 1974)	58	1984	1985	2	1	6/30/96
Garden City Community College	NEA	70 ft	1971	1973	2	1	6/30/95
Highland Comm. College	NEA	30	1997		2		
Hutchinson Com. College	NEA	72 f/pt		1969	2	1	6/30/97
Independence Community College	NEA	31 ft 1 pt	1970	1970	2	1	6/30/97
Johnson County Comm. Col.	NEA	303 ft	1980	1981	2	1	6/30/99

Institution	Bargaining Agent +	Unit Size	Cur. Agent Elected	Initial Contract + +	2/4 Yr. College	No. of Campuses#	Contract Expiration
<u>KANSAS</u> (cont.)							
Kansas City Kansas Com. College	NEA	129 ft	1971	1971	2	1	6/30/95
Labette Com. College	NEA	36	1970	1970	2	2	6/30/97
Main Campus					2		
Oswego Campus					2		
Neosho County Comm. Col.	NEA	44	1997		2		
Pittsburg State Univ.	NEA	218	1974	1978	4	1	6/30/90
Pratt Community College	NEA	26 f/pt	1977	1977	2	1	6/30/2000
<u>MAINE</u>							
Maine Maritime Academy	MSEA	50	1988	1988	4	1	9/30/95
Maine Technical College System	NEA/MEA	284		1971	2	7	6/30/99
Central Maine Tech. Col.					2		
Eastern Maine Tech. Col.					2		
Kennebec Valley Tech. Col.					2		
Northern Maine Tech. Col.					2		
Southern Maine Tech. Col.					2		
Washington County Tech. Col.					2		
York County Technical Col.					2		

Institution	Bargaining Agent +	Unit Size	Cur. Agent Elected	Initial Contract ++	2/4 Yr. College	No. of Campuses#	Contract Expiration
MAINE (cont.)							
Univ. of Maine System	NEA/MEA	1,250 ft	1978	1979	4	7	6/30/99
Univ. of Maine					4		
Univ. of Maine-Augusta					4		
Univ. of Maine-Farmington					4		
Univ. of Maine-Fort Kent					4		
Univ. of Maine-Machias					4		
Univ. of Maine-Presque Isle					4		
Univ. of Southern Maine					4		
o Part-time Faculty	PATFA/AFT	250 pt	1986	1988	4	7	8/31/97
MARYLAND							
Baltimore City Community College	AFT	162 ft	1969	1970	2	2	6/30/90
Harbor Campus					2		
Liberty Campus					2		
Montgomery College	AAUP	450	1980	1982	2	3	9/1/2001
Germentown Campus					2		
Rockville Campus					2		
Takoma Park Campus					2		
Towson State University	AAUP	480	1973		4	1	

Institution	Bargaining Agent +	Unit Size	Cur. Agent Elected	Initial Contract + +	2/4 Yr. College	No. of Campuses#	Contract Expiration
MASSACHUSETTS							
*Becker College	AFT	49	1974	1975	2	2	8/31/93
Leicester Campus					2		
Worcester Campus					2		
*Berklee Col. of Music	AFT	142 ft	1985	1986	4	1	8/31/2000
o Part-time Faculty	AFT	217 pt	1985	1986	4	1	8/31/2000
*Curry College	AAUP	81 ft 130 pt	1979	1981	4	2	5/31/99
*Emerson College	AAUP	83 ft	1975	1976	4	1	6/30/99
*Endicott College	NEA	40 ft	1973	1974	4	1	
*Laboure College	NEA	22 ft	1975	1979	2	1	6/30/96
Massachusetts Community College System ²⁷	NEA/MTA/ MCCC ²⁸	1,700	1976	1976	2	15	6/30/98
Berkshire Comm. Col.					2		
Bristol Comm. Col.					2		
Bunker Hill Comm. Col.					2		
Cape Cod Comm. Col.					2		
Greenfield Comm. Col.					2		
Holyoke Comm. Col.					2		
Mass. Bay Comm. Col.					2		
Massasoit Comm. Col.					2		
Middlesex Comm. Col.					2		
Mount Wachusett Comm. Col.					2		

Institution	Bargaining Agent +	Unit Size	Cur. Agent Elected	Initial Contract ++	2/4 Yr. College	No. of Campuses#	Contract Expiration
Massachusetts Community College System (cont.)							
North Shore Comm. Col.					2		
Northern Essex Comm. Col.					2		
Quinsigamond Comm. Col.					2		
Roxbury Comm. Col.					2		
Springfield Tech. Comm. Col.					2		
o Div. of Continuing Ed.	NEA/MTA/ MCCC	1,800 pt	1987	1991	2	15	12/31/98
Massachusetts State Colleges ²⁹	NEA/MTA	1,535	1977	1977	4	9	6/30/93
Bridgewater St. Col.					4		
Fitchburg St. Col.					4		
Framingham St. Col.					4		
Mass. College of Art					4		
Mass. Maritime Academy					4		
North Adams St. Col.					4		
Salem St. Col.					4		
Westfield St. Col.					4		
Worcester St. Col.					4		
o Div. of Cont. Educ.	NEA/MTA	1,050 pt	1987	1989	4	9	8/31/92

Institution	Bargaining Agent +	Unit Size	Cur. Agent Elected	Initial Contract + +	2/4 Yr. College	No. of Campuses#	Contract Expiration
MASSACHUSETTS (cont.)							
Univ. of Massachusetts Amherst Campus ³⁰	MSP/FSU/MTA/NEA	1,800	1976	1978	4	4	6/30/97
Boston Campus	MSP/MTA/NEA	509			4		
Lowell Campus ³¹					4		
Dartmouth Campus ³²	AFT	313	1970	1970	4	1	6/30/97
o Part-time and Visiting Lecturers	AFT	77 pt	1985	1986	4		6/30/97
Wentworth Institute of Technology	AFT		1973	1976	4	1	
Boston Campus		100			4		12/31/97
MICHIGAN							
*Adrian College	NEA	68	1975	1977	4	1	8/31/01
Alpena Community College	MEA/NEA	51	1965	1965	2	1	8/24/97
*Baker College of Flint	NEA	37 ft	1978	1978	2/4	1	8/31/2000
Bay de Noc Community College	MEA/NEA (Ind. 1971)	42 ft	1973	1971	2	1	8/18/99
Central Michigan University	MEA/NEA (CMUFA 1969)	570	1977	1970	4	1	6/30/99
*Detroit College of Business	NEA (Ind. 1971)	36 ft	1973	1971	4	3	6/30/98

Institution	Bargaining Agent +	Unit Size	Cur. Agent Elected	Initial Contract + +	2/4 Yr. College	No. of Campuses#	Contract Expiration
MICHIGAN (cont.)							
Eastern Michigan University	AAUP	691 ft	1974	1974	4	1	8/31/2000
Ferris State University	NEA	532 ft	1973	1973	4	1	6/30/94
Glen Oaks Community College	NEA	31 ft	1968	1968	2	1	8/31/95
Gogebic Community College	NEA	47	1965	1965	2	1	8/14/96
Grand Rapids Community College	Ind.	460 f/pt	1965	1965	2	1	8/19/01
Henry Ford Community College	AFT	205	1965	1966	2	2	8/21/99
Dearborn Heights Campus Main Campus					2 2		
Highland Park Community College	AFT	19	1966	1989	2	1	6/30/92
Jackson Community College	NEA	108 ft	1965	1966	2	4	8/31/96
Kalamazoo Valley Community College	AAUP (NEA)	117	1995	1969	2	2	5/2000
Kellogg Community College	MEA/NEA (AFT 1967)	96 ft	1968	1968	2	1	8/15/97
*Kendall College of Art and Design	KFA/MEA/NEA	72	1974	1989	4	1	8/22/96

Institution	Bargaining Agent +	Unit Size	Cur. Agent Elected	Initial Contract ++	2/4 Yr. College	No. of Campuses#	Contract Expiration
MICHIGAN (cont.)							
Kirtland Community College	AFT/MFT (Ind. 1969, NEA 1973)	34 ft	1985	1971	2	1	6/30/99
Lake Superior State University	MEA/NEA	118 ft	1978	1978	4	1	8/31/99
Lansing Community College	MEA/NEA	1,000 f/pt	1968	1969	2	1	8/25/97
Macomb Community College	Ind.	295 ft	1966	1967	2	3	8/14/99
Center Campus					2		
Fraser Campus					2		
South Campus					2		
Mid Michigan Comm. Col.	MEA/NEA	33 ft	1968	1969	2	2	8/99
Monroe County Community College	MEA/NEA	61 ft	1973	1969	2	1	8/31/2000
Montcalm Community College	MEA/NEA	24 ft	1968	1968	2	1	8/15/2000
Mott Community College	NEA	149 ft 267 pt	1994	1966	2	3	5/23/99
Lapeer Campus					2		
Main Campus					2		
Southern Lakes Campus					2		
Muskegon Community College	MEA/NEA	108 ft	1965	1967	2	1	8/31/01
North Central Michigan College	MEA/NEA	30	1980	1981	2	1	8/31/99

Institution	Bargaining Agent +	Unit Size	Cur. Agent Elected	Initial Contract++	2/4 Yr. College	No. of Campuses#	Contract Expiration
<u>MICHIGAN</u> (cont.)							
Northern Michigan University	AAUP	288 ft	1975	1976	4	1	6/30/97
o College of Technology and Applied Sciences	MEA/NEA	23 ft	1980	1980	4	1	8/25/98
Oakland Comm. Col.	MEA/NEA	297	1971	1966	2	5	8/31/99
Auburn Hills Campus					2		
Highland Lakes Campus					2		
Orchard Ridge Campus					2		
Royal Oak Campus					2		
Southfield Campus					2		
Oakland University	AAUP	397 ft 297 pt	1970	1971	4	1	8/15/2000
Saginaw Valley State University	MEA/NEA	175 ft	1972	1972	4	1	6/30/99
St. Clair County Community College	MEA/NEA	97	1968	1970	2	1	8/30/2000
Schoolcraft College	MEA/NEA	124 ft 310 pt	1972	1967	2	1	8/18/98
*University of Detroit Mercy ³³	MEA/NEA	246 ft	1975	1977	4	2	8/15/98

Institution	Bargaining Agent +	Unit Size	Cur. Agent Elected	Initial Contract + +	2/4 Yr. College	No. of Campuses#	Contract Expiration
MICHIGAN (cont.)							
Washtenaw Community College	MEA/NEA	174 ft	1966	1967	2	1	8/24/96
Wayne County Community College	AFT	123 ft 250 pt	1970	1970	2	4 (1 center)	12/31/94
Downriver Campus					2		
Downtown Campus					2		
Eastern Campus					2		
Northwestern Campus					2		
Wayne State University	AAUP	1,550 ft	1972	1972	4	1	7/31/99
West Shore Community College	MEA/NEA (Ind. 1970)	28 ft	1984	1970	2	1	8/20/98
Western Michigan University	AAUP	761 f/pt	1975	1976	4	6	9/6/99
Battle Creek Campus					4		
Benton Harbor Campus					4		
Grand Rapids Campus					4		
Kalamazoo (Main) Campus					4		
Lansing Campus					4		
Muskegon Campus					4		
o Language Association	AAUP	7	1988	1988	4	6	9/1/97

Institution	Bargaining Agent+	Unit Size	Cur. Agent Elected	Initial Contract++	2/4 Yr. College	No. of Campuses#	Contract Expiration
MINNESOTA							
Minnesota Community Colleges	MCCFA/NEA	2,045	1972	1973	2	10	6/30/99
Anoka-Ramsey Com. Col.					2		
Coon Rapids Campus					2		
Cambridge Campus					2		
Arrowhead/Northeast Service Center					2		
Fon du Lac Comm. Col. Center					2		
Itasca Community College					2		
Rainy River Comm. College					2		
Fergus Falls Comm. Col.					2		
Inver Hills Comm. Col.					2		
Normandale Comm. Col.					2		
North Hennepin Comm. Col.					2		
Worthington Comm. Col.					2		
Minnesota Technical Colleges	UTCE	1,948	1993	1995	2	18	1999
Alexandria Technical Col.					2		
Anoka-Hennepin Tech. Col.					2		
Dakota County Tech. Col.					2		
Hennepin Technical College					2		
Brooklyn Park Campus					2		
Plymouth Campus					2		
Eden Prairie Campus					2		
Northwest Technical					2		
Bemidji Campus					2		
Detroit Lakes Campus					2		
East Grand Forks Campus					2		

Institution	Bargaining Agent +	Unit Size	Cur. Agent Elected	Initial Contract + +	2/4 Yr. College	No. of Campuses#	Contract Expiration
Minnesota Technical Colleges (cont.)							
Moorhead Campus					2		
Wadena Campus					2		
Pine Technical College					2		
Red Wing/Winona Tech. Col.					2		
Red Wing Campus					2		
Winona Campus					2		
St. Cloud Technical Campus					2		
St. Paul Technical College					2		
South Central Technical College					2		
Mankato Campus					2		
Fairbault Campus					2		
					2		

				UTCE/MCCFA	see above	17	1999
Minn. Consolidated Colleges							
Central Lakes College					2		
Century Community & Tech. Col.					2		
Hibbing Comm. Col.					2		
Lake Superior College					2		
Mesabi Range Comm. & Tech. Col.					2		
Minneapolis Comm. & Tech. Col.					2		
Minnesota West Comm. & Tech. Col.					2		
Canby Campus					2		
Granite Campus					2		
Jackson Campus					2		
Pipestone Campus					2		
Worthington Campus					2		
Northland Comm. & Tech. Col					2		
Ridgewater College					2		

Institution	Bargaining Agent +	Unit Size	Cur. Agent Elected	Initial Contract++	2/4 Yr. College	No. of Campuses#	Contract Expiration
Minnesota Consolidated Colleges (Cont.)							
Austin Campus					2	2	
Hutchinson Campus					2	2	
Willmar Campus					2	2	
Riverland Community College					2	2	
Albert Lea Campus					2	2	
Austin Campus					2	2	
Rochester Comm. Col. & Tech. Col.					2	2	
Minnesota State Universities	IFO ³⁴ (Ind.)	2,706	1975	1976	2/4	8	6/30/97
Bemidji St. Univ.					4		
Mankato St. Univ.					4		
Metropolitan St. Univ.					4		
Moorhead St. University					4		
Msil-Akita, Japan					2		
Saint Cloud St. Univ.					4		
Southwest St. Univ.					4		
Winona St. Univ.					4		
University of Minnesota ³⁵	NEA	364		1982	4	1	6/30/2000
Duluth Campus				1980	4	1	
MISSOURI							
*Park College	AFT	54	1976	1977	4	1	5/15/96
St. Charles County Community College	AFT	60	1991		2	1	6/30/99

Institution	Bargaining Agent +	Unit Size	Cur. Agent Elected	Initial Contract ++	2/4 Yr. College	No. of Campuses#	Contract Expiration
MISSOURI (cont.)							
St. Louis Comm. Col.	NEA	446 ft	1977	1977	2	3	6/30/97
Florissant Valley Forest Park Meramec		2 2 2					
MONTANA							
Dawson Community College	AFT	30 f/pt	1975	1975	2	1	7/1/94
Flathead Valley Community College	NEA AFT	44 ft 94 pt	1979	1981	2	2	6/30/98
Lincoln Campus		2 ft			2		
Miles Community College	Ind.	30	1973	1973	2	1	6/30/97
Montana State University-Billings/Main Campus	AAUP/AFT	199 f/pt	1978	1976	4	1	6/30/97
College of Technology	MFT/AFT	32 f/pt					
Northern Montana College	AFT (NEA 1975)	75	1979	1976	4	1	6/30/95
University of Great Falls	AFT	50	1997		4		
University of Montana	AFT	509 f/pt	1978	1979	4	1	6/30/97
Western Montana College	AFT (NEA 1975)	47 ft	1983	1975	4	1	6/30/91

Institution	Bargaining Agent +	Unit Size	Cur. Agent Elected	Initial Contract ++	2/4 Yr. College	No. of Campuses#	Contract Expiration
<u>NEBRASKA</u>							
Central Community College	NSEA/CCCEA NEA	136	1985	1976	2	3	8/14/98
Columbus-Region 1					2		
Grand Island-Region 2					2		
Hastings-Region 3					2		
Metropolitan Community College	NSEA/NEA	159 ft	1974	1974	2	5	6/30/97
Elkhorn Valley Campus					2		
Fort Omaha Campus					2		
Fremont Campus					2		
Sarpy Center Campus					2		
South Campus					2		
Mid-Plains Community College Area	NEA	75	1976	1976	2	2	1995
McCook Campus	NEA	28	1978	1978	2	1	1995
Mid-Plains Campus-Mc Donald Belton		75	1976	1976	2	1	1995
Mid Plains Voc. Tech.	Ind.				2	1	1995
Nebraska State Colleges	SCEA/NEA NEA (Prof. Unit) NAPE AFSCME	264 93 255	1976 1994 1996	1970 1994 1996	4 4 4	3 3 3	6/30/99 6/30/99 6/30/99
Chadron St. Col.					4		
Peru St. Col.					4		
Wayne St. Col.					4		

Institution	Bargaining Agent +	Unit Size	Cur. Agent Elected	Initial Contract ++	2/4 Yr. College	No. of Campuses#	Contract Expiration
NEBRASKA (Cont.)							
Northeast Community College	NSEA/NEA	98	1990	1975	2	1	8/31/98
Southeast Community College	Ind. NEA(Prof. Unit) (NEA 1975)	260 60	1979 1991	1975 1991	2 2	3 3	6/30/98 6/30/96
Beatrice Campus					2		
Lincoln Campus					2		
Milford Campus					2		
University of Nebraska							
Omaha	AAUP	430	1979	1981	4	1	6/30/95
Kearney ³⁶	UNKEA/NEA	318	1976	1991	4	1	6/30/95
Univ. of Nebraska - Lincoln Law							
Western Nebraska Community College	Ind. NEA	25 70	1976 1976		4 2	2 2	8/31/95
Scottsbluff Campus					2		
Centers in Sidney & Alliance					2		
NEVADA							
Truckee Meadows Com. Col.	NFA/AAUP	103	1992		2	1	7/96

Institution	Bargaining Agent +	Unit Size	Cur. Agent Elected	Initial Contract + +	2/4 Yr. College	No. of Campuses#	Contract Expiration
<u>NEW HAMPSHIRE</u>							
*Franklin Pierce College	AFT	117 f/pt	1974	1974	4	1	8/31/98
Keene State College	NEA ³⁷	160 ft	1977	1979	4	1	6/30/99
*New Hampshire College ³⁸	NHAPE/AAUP (Ind. 1984)	138	1991	1984	4	1 (+ 7 satellites)	6/30/99
Univ. of New Hampshire	AAUP	624	1990	1993	4	2	6/30/98
<u>NEW JERSEY</u>							
Atlantic Com. College	NJEA/NEA	75	1968	1970	2	1	6/30/99
Bergen Community College	NJEA/NEA	276	1968	1969	2	1	6/30/96
*Bloomfield College	AAUP	50 f/pt	1973	1975	4	1	6/30/93
Brookdale Community College	NJEA/NEA	206	1971	1974	2	1	6/30/95
Burlington County College	NJEA/NEA	74	1970	1971	2	2	6/30/03
Camden County College	NJEA/NEA (NEA 1968, AFT 1972)	120	1980		2	1 ³⁹	6/30/96
County College of Morris	NJEA/NEA (Ind. 1974)	181	1975	1975	2	1	8/28/2000

Institution	Bargaining Agent +	Unit Size	Cur. Agent Elected	Initial Contract + +	2/4 Yr. College	No. of Campuses#	Contract Expiration
NEW JERSEY (Cont.)							
Cumberland County Col.	NJEA/NEA	49	1968	1969	2	1	6/30/97
Essex County College	NJEA/NEA	153	1968	1970	2	2	8/31/97
Newark Campus West Caldwell Campus					2		
Gloucester County College	AFT (NEA 1968)	78 ft	1972	1969	2	1	6/30/98
Hudson County Community College	NJEA/NEA	45	1989	1989	2	1	6/30/2000
Mercer County Community College	NJEA/NEA	121 ft	1970	1971	2	1 ⁴⁰	6/30/97
Adjunct Faculty	AFT	185	1997		2		
Middlesex County College	AFT	205 ft	1968	1968	2	1	6/30/2000
Adjunct Faculty	AFT	320 pt	1996	1998	2		6/30/01
*Mommouth University	AAUP (NEA 1971)	190 ft	1978	1971	4	1	6/30/2000
New Jersey Institute of Technology	PSA/AAUP (Ind. 1970)	350	1988	1971	4	1	6/30/92
New Jersey State College System	AFT (NEA 1969)	3,210	1972	1970	4	9	6/30/99
College of New Jersey					4		
Jersey City University					4		
Kean University					4		
Montclair University					4		
Ramapo Col. of New Jersey					4		
Rowan Col. of New Jersey					4		

Institution	Bargaining Agent +	Unit Size	Cur. Agent Elected	Initial Contract++	2/4 Yr. College	No. of Campuses#	Contract Expiration
New Jersey State Col. System (cont.)							
Stockton St. Col.					4		
Thomas A. Edison St. Col.					4		
William Paterson Col. of NJ					4		
o Part-time Faculty Adjuncts		95 pt 1,875	1987 1997		4 4	9	
Ocean County College	NJEA/NEA	120 ft	1968	1968	2	1	8/27/02
Passaic County Com. College	NJEA/NEA	62 ft	1972	1972	2	1	7/31/96
Raritan Valley Community College ⁴¹	AFT (NEA)	100 ft 200 pt	1973		2	1	6/30/2000
*Rider University	AAUP	310 f/pt	1973	1974	4	2	8/31/99
Rutgers, The State University of New Jersey	AAUP	2,552	1970	1971	4	3	6/30/95
Camden Campus					4		
New Brunswick Campus					4		
Newark Campus					4		
o Adjunct Faculty	AAUP	450 pt	1988	1991	4	3	1994
Salem Community College	NJEA/NEA	38	1975	1976	2	1	6/30/97
Sussex Community College Adjuncts	AFT AFT	19 ft 97	1991 1997		2 2	1 1	5/31/92 ⁴²

Institution	Bargaining Agent+	Unit Size	Cur. Agent Elected	Initial Contract++	2/4 Yr. College	No. of Campuses#	Contract Expiration
<u>NEW JERSEY (Cont.)</u>							
*Union County College ⁴³	AAUP	180 ft	1974	1975	2	3	8/31/2000
Elizabeth Campus					2		
Main Campus-Cranford					2		
Plainfield Campus					2		
University of Medicine and Dentistry of New Jersey	AAUP	1,202 ft 218 pt	1972	1973	4	5	6/30/92
Grad. School of Biomedical Sciences					4		
New Jersey Dental School					4		
New Jersey Medical School					4		
Robert Wood Johnson Medical School ⁴⁴					4		
School of Osteopathic Medicine					4		
o School of Health Related Professions	NJEA/NEA	76 ft 21 pt	1984	1984	4	3	6/30/92
Warren County Com. Col.	NJEA/NEA	17	1992	1995	2	1	6/97
<u>NEW MEXICO</u>							
Albuquerque Technical Vocational Institute	AFT	290	1995		2	1	

Institution	Bargaining Agent+	Unit Size	Cur. Agent Elected	Initial Contract++	2/4 Yr. College	No. of Campuses#	Contract Expiration
<u>NEW MEXICO</u> (cont.)							
New Mexico Junior College	AFT	68	1994		2	1	
Technical Vocational Institute Comm. Col.	AFT	197pt	1997		2		
<u>NEW YORK</u>							
*Adelphi University	AAUP	204 ft 374 pt	1972	1973	4	1 ⁴⁵	8/31/01
Adirondack Community College	NEA (ACCF ⁴⁶ 1970, AFT 1978)	81	1985	1970	2	1	8/31/92
*Bank Street College	AFT	150	1995	1995	4	1	12/31/2000
*Bard College	AAUP	150	1972	1973	4	1	6/30/96
Broome Community College	NYEA/NEA	185 ft 198 pt	1979	1969	2	1	8/31/98
Cayuga County Community College	NYEA/NEA (NEA 1970, ACCF 1972)	66 ft	1978	1970	2	1	8/31/97

Institution	Bargaining Agent+	Unit Size	Cur. Agent Elected	Initial Contract++	2/4 Yr. College	No. of Campuses#	Contract Expiration
NEW YORK (Cont.)							
City University of New York ⁴⁷	PSC	8,800 ft 8,000 pt	1969	1969	2/4	18	1/31/96
Baruch College					4		
Bor. of Manhattan Comm. Col.					2		
Bronx Comm. Col.					2		
Brooklyn College					4		
City College					4		
College of Staten Island					4		
Grad. School & Univ. Center					4		
Hostos Comm. Col.					2		
Hunter College					4		
John Jay Col. of Criminal Justice					4		
Kingsborough Comm. Col.					2		
LaGuardia Comm. Col.					2		
Lehman College					4		
Medgar Evers College					4		
New York City Tech. Col.					4		
Queens College					4		
Queensborough Comm. Col.					2		
York College					4		
Clinton Com. College	Ind. (NYEA/ NEA 1994, ACCF 1972)	80 ft	1978	1973	2	1	8/31/95
*College of Insurance	AAUP	9	1985	1987	4	1	8/31/95

Institution	Bargaining Agent +	Unit Size	Cur. Agent Elected	Initial Contract++	2/4 Yr. College	No. of Campuses#	Contract Expiration
NEW YORK (Cont.)							
Columbia-Greene Com. College	NYEA/NEA (NYSUT/AFT 1971)	44 ft	1979	1971	2	1	8/31/99
*Cooper Union	NYSUT/AFT	59	1975	1978	4	1	8/31/99
Cornell University ILR							
o Adjunct Faculty	NYSUT/AFT	200 pt	1981	1981	4	3	8/31/97
Long Island Campus					4		
New York City Campus					4		
Westchester/Rockland Campus					4		
*Culinary Institute of America	Ind.	120	1979	1979	4	2	5/31/98
*Dowling College	NYSUT/AFT	106	1978	1979	4	1	8/31/97
Dutchess Community College	NEA (NYSUT/AFT 1968)	200	1987	1969	2	1	8/31/96
o Adjunct Faculty	NEA (NYSUT/AFT 1985)	270 pt	1987	1987	2	1	8/31/96
*D'Youville College	AAUP	86 ft	1976	1977	4	1	8/31/96

Institution	Bargaining Agent +	Unit Size	Cur. Agent Elected	Initial Contract + +	2/4 Yr. College	No. of Campuses#	Contract Expiration
NEW YORK (Cont.)							
Erie Community College	Ind. (FFECC) (NEA 1971, ACCF 1972)	510	1978	1967	2	3	8/31/2000
City Campus					2		
North Campus					2		
South Campus					2		
Fashion Institute of Technology	NYSUT/AFT ⁴⁸	527 ft 220 pt	1967		2/4	1	2/28/95
o Adjunct Faculty	NYSUT/AFT	700	1971				2/28/95
Finger Lakes ⁴⁹ Community College	NYEA/NEA, FBC (ACCF 1974)	56 ft 96	1978	1975	2	1	8/31/99 8/31/99
Fulton-Montgomery Comm. College	NYEA/NEA (NEA 1969, ACCF 1972)	68 ft	1978	1969	2	1	8/31/97
Genesee Community College	NYEA/NEA (NEA 1970, ACCF 1972)	130 ft	1978	1970	2	1	8/31/99
Herkimer County Com. College	NYSUT/AFT (Ind. 1975)	130 ft	1983	1977	2	1	8/31/2000

Institution	Bargaining Agent+	Unit Size	Cur. Agent Elected	Initial Contract++	2/4 Yr. College	No. of Campuses#	Contract Expiration
NEW YORK (Cont.)							
*Hofstra University	AAUP	461 ft 571 pt	1973	1974	4	1	8/31/2001
Hudson Valley Comm. College	Ind.	240 ft	1983	1969	2	1 ⁵⁰	8/31/98
o Opportunity Center	NYSUT/AFT	26 ft	1976	1976	2	1	8/31/95
Jamestown Community College	NYSUT	96	1992	1970	2	2	8/31/98
Cattaraugus County Campus Jamestown Campus					2	2 Extension Centers	
North County Extension Center					2	2	
Warren (PA) Extension Center					2	2	
Jefferson Com. College	NYEA/NEA	100 ft	1975	1969	2	1	8/31/97
*Long Island University							
Brooklyn Center	NYSUT/AFT (AFT 1970)	194 ft 650 pt	1976	1972	4	1	8/31/2000
o College of Pharmacy	AAUP	30	1978	1979	4	1	10/31/97
C. W. Post Center	NYSUT/AFT	300	1976	1975	4	1	8/31/2000
o Adjunct Faculty	CWA (NYEA/NEA 1978)	600	1987	1979	4	1	10/31/99

Institution	Bargaining Agent +	Unit Size	Cur. Agent Elected	Initial Contract + +	2/4 Yr. College	No. of Campuses#	Contract Expiration
Long Island University (Cont.)							
Southampton Center	NYSUT/AFT (NYSUT 1973)	65	1976	1975	4	1	8/31/98
*Marymount College	AAUP	56	1976	1977	4	1	8/31/95
Mohawk Valley Comm. College	NYSUT/AFT	218 ft	1972	1972	2	2	8/31/99
Rome Campus					2		
Utica Campus					2		
Monroe Community College	NYSUT/AFT	442 ft 264 pt	1969	1969	2	2	8/31/99
Nassau Community College	NYSUT/AFT (Ind., NCCFT)	660	1969	1969	2	1	8/31/2000
o Adjunct Faculty	NYSUT/AFT (AFA)	1,719 pt	1974	1974	2	1	9/30/95
*New York Inst. of Tech.	AAUP	311	1970	1971	4	3	8/31/95
Central Islip Campus					4		
New York City Campus					4		
Old Westbury-Main Campus					4		
*New York Univ. Law School	Ind.		1973		4	1	
Niagara County Community College	NYEA/NEA (ACCF)	198	1978	1969	2	1	8/31/99
*Niagara University	AAUP (Ind. 1975)	112	1979	1979	4	1	8/31/95

Institution	Bargaining Agent +	Unit Size	Cur. Agent Elected	Initial Contract++	2/4 Yr. College	No. of Campuses#	Contract Expiration
NEW YORK (Cont.)							
North Country Community College	NYEA/NEA (NEA 1969, ACCF 1972)	65 ft	1978	1970	2	3	8/31/97
Malone Campus					2		
Saranac Lake Campus					2		
Ticonderoga Campus					2		8/31/97
Onondaga Com. College	NYSUT/AFT ⁵⁰	185 ft 266 pt	1967	1968	2	1	8/31/2000
Orange County Community College	NYEA/NEA (NEA 1969, ACCF 1972)	132 ft 108 pt	1978	1969	2	2	8/31/99
*Pratt Institute	NYSUT/AFT (AFT 1971, NYSUT)	120 ft 350 pt	1971	1972	4	2	8/31/92
Brooklyn					4		
Pratt Manhattan Center					4		
Rockland Com. College	NYSUT/AFT NYSUT/AFT	164 350 pt	1969 1993	1967 1994	2	1	8/31/98 8/31/95
*St. John's University	AAUP/Ind.	615 ft 305 pt	1970	1970	2/4	2	6/30/97
Queens					2/4		
Staten Island					2/4		

Institution	Bargaining Agent +	Unit Size	Cur. Agent Elected	Initial Contract + +	2/4 Yr. College	No. of Campuses#	Contract Expiration
NEW YORK (Cont.)							
Schenectady County Community College	NYEA/NEA (NEA 1970, ACCF 1972)	76	1978	1971	2	1	8/31/94
State Univ. of New York	UUP ⁵¹ / NYSUT/ AFT (NYSUT 1971, UUP/AFT 1976)	21,000	1978	1971	2/4	29	7/1/99
College of Technology Alfred					2		
Canton					2		
Cobleskill					2		
Delhi					2		
Farmingdale					2		
Morrisville					2		
Col. of Environmental Sci. and Forestry at Syracuse					4		
Empire State College					4		
Inst. of Technology at Utica/Rome					4		
Maritime Col. at Fort Schuyler					4		

Institution	Bargaining Agent +	Unit Size	Cur. Agent Elected	Initial Contract ++	2/4 Yr. College	No. of Campuses#	Contract Expiration
State University of New York (Cont.)							
State University Colleges							
Brockport					4		
Buffalo					4		
Cortland					4		
Fredonia					4		
Geneseo					4		
New Paltz					4		
Old Westbury					4		
Oneonta					4		
Oswego					4		
Plattsburgh					4		
Potsdam					4		
Purchase					4		
State University of New York							
Albany					4		
Binghamton					4		
Buffalo					4		
Stony Brook					4		
Medical Centers							
Brooklyn Health Sci. Center					4		
Col. of Optometry at New York City					4		
Syracuse Health Sci. Center					4		

Institution	Bargaining Agent +	Unit Size	Cur. Agent Elected	Initial Contract + +	2/4 Yr. College	No. of Campuses#	Contract Expiration
NEW YORK (Cont.)							
Suffolk County Community College	NYSUT/AFT	400 ft 1,000 pt	1993	1971	2	3	8/31/97
Eastern Campus (Riverhead)					2		
Selden Campus					2		
Western Campus (Brentwood)					2		
Sullivan County Community College	NEA (ACCF 1974)	120	1978	1976	1	2	8/31/99
*Taylor Business Inst.	NYSUT/AFT	20	1969	1970	2	1	6/30/92
Tompkins-Cortland Community College	NYEA/NEA	88	1982	1983	2	1	8/31/98
*Trocaire College	Ind.	34 ft 46 pt	1974	1981	2	1	8/15/92
Ulster County Community College	Ind.	60	1989	1970	2	1	8/31/97
U.S. Merchant Marine Academy	AFGE (UFCT, 1968)	91	1978	1968	4	1	8/1/93
*Utica College of Syracuse University	AAUP	116 ft	1976	1977	4	1	5/31/2000
Westchester Com. Col.	NYSUT/AFT	203	1969	1969	2	1	8/31/91

Institution	Bargaining Agent +	Unit Size	Cur. Agent Elected	Initial Contract + +	2/4 Yr. College	No. of Campuses#	Contract Expiration
OHIO							
Central Ohio Technical College	AFT	46	1990	1991	2	1	12/31/98
Central State University	AAUP	130	1985	1985	4	1	8/31/94
Cincinnati St. Tech. Comm. College	AAUP	157	1989	1990	2	1	9/5/96
Cleveland State University	AAUP	400	1993	1995	4	1	8/15/2000
Cuyahoga Community College District	AAUP	372 ft	1977	1978	2	3	9/1/98
Eastern Campus					2		
Metropolitan Campus					2		
Western Campus					2		
*David N. Myers College ⁵²	AFT	18 ft	1975	1976	4	1	8/31/97
Edison State College	NEA	40	1985	1986	2	1	8/12/98
Hocking Technical College	OEA/NEA	213	1986	1994	2	2	6/30/2000
Jefferson Technical Col.	OEA/NEA	39	1985	1986	2	1	12/31/97
Kent State University	AAUP ⁵³ (AAUP/NEA 1975)	850 ft	1975	1978	2/4	8	9/16/98

Institution	Bargaining Agent +	Unit Size	Cur. Agent Elected	Initial Contract + +	2/4 Yr. College	No. of Campuses#	Contract Expiration
Kent State University (Cont.)							
Non-Tenure Track	AAUP	120 ft	1995	1996	2/4	8	8/16/99
Ashtabula Regional Campus					2		
East Liverpool Regional Campus					2		
Geauga Regional Campus					2		
Main Campus					4		
Salem Regional Campus					2		
Stark County Regional Campus					2		
Trumbull Regional Campus					2		
Tuscarawas Regional Campus					2		
Lakeland Community College							
	NEA	122 ft	1978	1978	2	1	8/31/02
Northwest State Comm. College							
	NEA	46	1975	1973	2	1	8/31/2000
Owens Community College							
	AFT	140	1989	1989	2	2	2/16/01
Shawnee University							
	NEA	126	1975	1976	4	1	8/31/2000
Southern State Community College							
	NEA	40	1985	1986	2	3	8/31/95
Central Campus							
					2		
North Campus							
					2		
South Campus							
					2		
Terra Community College							
	AFT/OFT	49	1991	1986	2	1	8/15/2000

Institution	Bargaining Agent +	Unit Size	Cur. Agent Elected	Initial Contract ++	2/4 Yr. College	No. of Campuses#	Contract Expiration
OHIO (Cont.)							
University of Cincinnati	AAUP	1,914	1975	1976	2/4	3	8/31/98
Clermont General & Tech. Col. Main Campus					2		
Raymond Walters Col.					4		
					2		
*University of Rio Grande	Ind.	85	1976	1985	2/4	1	Salaries Only 6/99 Tenure- 6/30/88
OH							
University of Toledo (Non-Tenure Track Lecturers)	AAUP	40	1997		4		
*Wilberforce University							
	AAUP	49 ft	1979	1979	4	1	5/31/95
Youngstown State University							
	NEA/OEA	390 ft	1972	1973	4	1	9/20/99
OREGON							
Blue Mountain Community College	NEA/OEA	80 ft	1975	1976	2	1	6/30/99 (financial 6/97)
Central Oregon Community College	Ind. ⁵⁴ (Ind. 1975, NEA 1979)	87 ft 18 pt	1985	1977	2	1	6/30/99

Institution	Bargaining Agent +	Unit Size	Cur. Agent Elected	Initial Contract + +	2/4 Yr. College	No. of Campuses#	Contract Expiration
OREGON (Cont.)							
Chemeketa Community College	NEA/OEA	227	1974	1974	2	1	6/30/2000
o Adjunct Faculty	NEA/OEA	270 pt	1984	1984	2	1	6/30/02
Clackamas Community College	NEA/OEA	154 ft	1975	1973	2	3	6/30/99
o Adjunct Faculty	NEA/OEA	380 pt	1986	1986	2	3	6/30/99
Clatsop Community College	NEA	42 ft	1975	1975	2	1	6/30/98
Lane Community College	NEA/OEA	285 ft	1974	1974	2	1	6/30/96
Linn-Benton Community College	Ind.	179 ft	1974	1974	2	1	6/30/99
Mt. Hood Community College	NEA/OEA (Ind. 1976)	155 ft	1980	1976	2	1	8/31/98
3 satellite campuses							
o Part-time Faculty	NEA/OEA	417 pt	1982	1984	2	1	6/30/98
Oregon Coast Comm. College	AFT	50	1997		2		
Portland Community College	OFT/AFT	390 ft	1974	1975	2	4 ⁵⁵	8/31/2000
Cascade Campus					2		
Open Campus					2		
Rock Creek Campus					2		
Sylvania Campus					2		
o Part-time Faculty	OFT/AFT	820 pt	1984	1986	2	4	9/14/97

Institution	Bargaining Agent +	Unit Size	Cur. Agent Elected	Initial Contract + +	2/4 Yr. College	No. of Campuses#	Contract Expiration
OREGON (Cont.)							
Portland State University	AAUP	690	1978	1979	4	1	6/30/97
o Part-time Faculty	AFT	250 pt	1978	1979	4	1	6/30/97
Rogue Community College	NEA/OEA	72 ft	1975	1975	2	1	6/30/97
Southern Oregon University	Ind.	200 ft	1973	1975	4	1	8/31/99
Southwestern Oregon Community College	AFT	76 ft	1974	1974	2	1	6/30/99
Treasure Valley Community College	NEA/OEA	56	1980	1980	2	1	6/30/98
Western State College	AFT	180 f/pt	1977	1977	4	1	7/31/97
*Western State Chiropractic College	AFT/OFT	34 ft	1978	1979	4	1	6/30/94
PENNSYLVANIA							
Bucks County Community College (Part Time Faculty)	AFT	176	1971	1972	2	1	8/14/2000
Butler County Community College	AFT	450	1997		2		
	PSEA/NEA	137	1992	1992	2	1	6/30/98

Institution	Bargaining Agent +	Unit Size	Cur. Agent Elected	Initial Contract + +	2/4 Yr. College	No. of Campuses#	Contract Expiration
PENNSYLVANIA (cont.)							
Community College of Allegheny County	AFT	372	1971	1972	2	4	8/23/99
Allegheny Campus (Pittsburgh)					2		
Boyce Campus (Monroeville)					2		
North Campus (Pittsburgh)					2		
South Campus (West Mifflin)					2		
Community College of Beaver County	PSEA/NEA (AFT 1970)	60 ft	1973	1972	2	1	8/31/95
Community College of Philadelphia	AFT	400 ft	1970	1970	2	1 ³⁶	8/31/97
o Adjunct Faculty	AFT	719 pt	1978	1983	2	1	8/31/97
Delaware County Com. College	PSEA/NEA	100 ft	1974	1975	2	1	8/31/93
*Delaware Valley College	AAUP	78	1994	1995	4	1	6/30/98
*Lackawanna Jr. College	NEA	26 ft	1979	1980	2	1	6/30/96
Lehigh Carbon Community College	NEA	73 ft	1970	1972	2	1	8/31/98
Lincoln University	AAUP	80 ft	1972	1973	4	1	8/31/97
Luzerne County Comm. Col.	NEA	109	1971	1971	2	1	8/31/96

Institution	Bargaining Agent +	Unit Size	Cur. Agent Elected	Initial Contract + +	2/4 Yr. College	No. of Campuses#	Contract Expiration
PENNSYLVANIA (Cont.)							
Montgomery County Community College	AFT (AAUP 1979)	145 ft	1982	1980	2	2	8/31/98
*Moore College of Art and Design	AFT	37 ft 30 pt	1971	1971	4	1	8/31/96
Northampton Community College	AFT	88 ft	1976	1977	2	2	6/30/98
*Peirce College	PSEA	20	1992		4	2	
Pennsylvania College of Technology ⁵⁷	NEA	235	1971	1972	2/4	2	8/99
Main Campus - Williamsport North Campus - Wellsboro					2/4 2/4		
Pennsylvania State System of Higher Education	APSCUF/ AFT ⁵⁸ (NEA 1971, Ind. 1977, APSCUF/AFT AAUP, 1979)	5,451 f/pt	1971	1971	4	14	6/30/99
Bloomsburg Univ. of Penn.						4	
California Univ. of Penn.						4	
Cheyney Univ. of Penn.						4	
Clarion Univ. of Penn.						4	
East Stroudsburg Univ. of Penn.						4	

Institution	Bargaining Agent +	Unit Size	Cur. Agent Elected	Initial Contract + +	2/4 Yr. College	No. of Campuses#	Contract Expiration
Pennsylvania System of Higher Education (cont.)							
Edinboro Univ. of Penn.					4		
Indiana Univ. of Penn.					4		
Kutztown Univ. of Penn.					4		
Lock Haven Univ. of Penn.					4		
Mansfield Univ. of Penn.					4		
Millersville Univ. of Penn.					4		
Shippensburg Univ. of Penn.					4		
Slippery Rock Univ. of Penn.					4		
West Chester Univ. of Penn.					4		
Reading Area Community College	AFT	65	1974	1975	2	1	1/31/2000
*Robert Morris College	AFT	105 ft	1974	1975	4	2	5/7/96
Moon Township Campus Pittsburgh Campus							
Temple University	AFT (AAUP 1973-1990)	1,016	1990	1973	4	3	10/15/2000
Ambler Campus Philadelphia Campus Tyler School of Art Campus					4 4 4		
Temple University Law School	Ind.	48 ft	1973	1973	4	1	6/30/98 Salaries Only
Thaddeus Stevens College of Technology	PSEA/NEA	39	1972	1972	2	1	8/15/99

Institution	Bargaining Agent +	Unit Size	Cur. Agent Elected	Initial Contract + +	2/4 Yr. College	No. of Campuses#	Contract Expiration
PENNSYLVANIA (Cont.)							
University of Pittsburgh Medical School	Ind.	1,284 ft 50 pt	1976		4	1	
(See also "No Agent" Listing)							
*University of Scranton	AAUP (Ind. 1974)	254 ft	1994	1974	4	1	8/31/97
Westmoreland County Community College	NEA	101 ft	1972	1972	2	1	6/30/2001
<u>RHODE ISLAND</u>							
*Bryant College	AFT	126 ft 80 pt	1967	1967	4	1	7/31/98
Community College of Rhode Island	NEA	319.5 f/pt	1972	1972	2	3	6/30/97
Lincoln Campus					2		
Providence Campus					2		
Warwick Campus					2		
Rhode Island College	AFT	375 ft	1972	1972	4	1	6/30/97
*Rhode Island School of Design	NEA	127 ft	1978	1979	4	1	6/30/2000
o Adjunct Faculty	NEA	80 pt	1980	1979	4	1	6/30/99

Institution	Bargaining Agent +	Unit Size	Cur. Agent Elected	Initial Contract + +	2/4 Yr. College	No. of Campuses#	Contract Expiration
<u>RHODE ISLAND</u> (cont.)							
*Roger Williams University	NEA	125 ft 30 pt	1972	1973	4	2	6/30/98
Bristol Campus Providence Branch					4 4		
University of Rhode Island	AAUP	695	1971	1972	4	4	6/30/95
C.C.E. Campus					4		
Kingston Campus					4		
Narragansett Bay Campus					4		
W. Alton Jones Campus					4		
<u>SOUTH DAKOTA</u>							
South Dakota Board of Regents System	NEA	1,122 ft	1977	1979	4	6	6/30/96
Black Hills St. Univ.					4		
Dakota St. Univ.					4		
Northern St. Univ.					4		
S.D. Sch. of Mines & Tech.					4		
S.D. State University					4		
Univ. of South Dakota					4		

Institution	Bargaining Agent +	Unit Size	Cur. Agent Elected	Initial Contract + +	2/4 Yr. College	No. of Campuses#	Contract Expiration
<u>VERMONT</u>							
Vermont State Colleges	AFT	286	1973	1975	2/4	4	8/31/94
Castleton St. Col.						4	
Johnson St. Col.						4	
Lyndon St. Col.						4	
Vermont Tech. Col.						2/4	
o Adjunct Faculty ⁵⁹	AFT	165 pt	1991		2/4	4	

WASHINGTON

Bates Technical College	AFT	131 ft 196 pt	1981		2		6/30/95
Bellevue Community College	NEA	142 ft 351 pt	1972	1972	2	1	8/31/99
Bellingham Technical College	NEA	37 ft 7 pt			2	1	8/31/95
Big Bend Community College	Ind. (Ind./NEA 1965, AFT 1975 NEA/NEA 1980)	48	1980	1972	2	1	6/15/94
Central Washington Univ.	AFT/NEA	320	1997			4	

Institution	Bargaining Agent +	Unit Size	Cur. Agent Elected	Initial Contract ++	2/4 Yr. College	No. of Campuses#	Contract Expiration
WASHINGTON (Cont.)							
Centralia College ⁶⁰	AFT (NEA 1968)	84 ft 134 pt	1986	1986	2	1 ⁶¹	6/30/98
Clark College	WEA/NEA (Ind. 1964)	166 ft 361 pt	1974	1964	2	1	6/30/98
Clover Park Tech. College	AFT	130 ft	1978		2	1	8/31/93
Columbia Basin Community College	WEA/NEA	98 ft 275 pt	1972	1973	2	1	6/30/2000
Community Colleges of Spokane ⁶²	WEA	348 ft 800 pt	1970	1977	2	2	6/30/2000
Spokane Comm. Col.					2		
Spokane Falls Comm. Col.					2		
Cornish College of the Arts	AFT	186 ft	1981	1982	4	1	8/31/97
Eastern Washington University	AFT/NEA	404	1994	1995	4	1	
Edmonds Community College	AFT (Ind. 1969)	140 ft 400 pt	1975	1976	2	1 ⁶³	6/30/98
Everett Community College	AFT (Ind. 1969)	113 ft 177 pt	1975	1976	2	1	6/30/97
Grays Harbor College	AFT	153	1996		2		

Institution	Bargaining Agent +	Unit Size	Cur. Agent Elected	Initial Contract + +	2/4 Yr. College	No. of Campuses#	Contract Expiration
WASHINGTON (Cont.)							
Green River Community College	AFT/NEA	114 ft 248 pt	1972	1973	2	1	12/31/98
Highline Community College	NEA	119 ft 250 pt	1965	1969	2	1	8/31/96
Lake Washington Technical College	AFT	60 ft 200 pt	1978		2	1	8/31/98
Lower Columbia College	Ind. (LCCFAHE) (NEA 1967)	82	1981	1972	2	1	6/30/97
Olympic College	NEA	96 ft 305 pt	1964		2	1	6/30/94
Peninsula College	NEA/WEA AFT	215	1995	1980	2	1	6/30/98
Pierce College ⁶⁴	AFT 1993 (Ind. 1989; SEIU 1981; NEA 1969)	110 ft 300 pt	1993	1969	2	2	6/30/99
Fort Steilacoom Campus Puyallup Campus							
Renton Technical College	AFT	78 ft 400 pt	1979		2	1	6/30/98

Institution	Bargaining Agent +	Unit Size	Cur. Agent Elected	Initial Contract ++	2/4 Yr. College	No. of Campuses#	Contract Expiration
WASHINGTON (Cont.)							
Seattle Community College District VI	AFT	350 ft 620 pt	1968	1968	2	3	6/30/2000
Central Campus					2		
North Campus					2		
South Campus					2		
Shoreline Community College	AFT (NEA 1970)	339 f/pt	1974	1975	2	1	6/30/97
Skagit Valley College	AFT	351	1965	1969	2	2	6/30/2000
Mount Vernon Campus					2		
Whidbey Campus					2		
South Puget Sound Community College	AFT (NEA 1968)	87 ft 180 pt	1986	1989	2	1	6/30/200
Tacoma Community College	AFT	95 ft 250 pt	1972	1973	2	1	6/30/2000
Gig Harbor Center							
Downtown Tacoma Center							
Education Center - WCCN							
Walla Walla Community College	AHE	105 ft 150 pt	1968	1970	2	3	6/30/98
Clarkston Center					2		
Main Campus					2		
WA St. Penitentiary Campus							

Institution	Bargaining Agent +	Unit Size	Cur. Agent Elected	Initial Contract ++	2/4 Yr. College	No. of Campuses#	Contract Expiration
WASHINGTON (cont.)							
Wenatchee Valley College	NEA	75 ft 137 pt	1965	1975	2	2	6/30/99
North Campus Wenatchee Campus					2 2		
<hr/>							
Whatcom Community College	AFT	125 f/pt	1975	1976	2	1	6/7/95
Yakima Valley Community College	AFT (NEA 1971, AFT 1973)	375 f/pt	1978	1973	2	2	6/30/99
<hr/>							
WISCONSIN							
Blackhawk Technical College	AFT/WFT	91	1972	1974	2	1	6/30/97
Chippewa Valley Tech. College ⁶⁵	WEA/NEA	210	1985	1969	2	4	6/30/95
Chippewa Falls Campus Eau Claire Campus Menomonie Campus River Falls Campus					2 2 2 2		
<hr/>							
Fox Valley Technical Col.	NEA	270	1968	1969	2	2	6/30/92
Fox Valley Tech. Inst.- Appleton Fox Valley Tech. Inst.- Oshkosh					2		

Institution	Bargaining Agent +	Unit Size	Cur. Agent Elected	Initial Contract ++	2/4 Yr. College	No. of Campuses#	Contract Expiration
WISCONSIN (cont.)							
Gateway Technical College	WEA/NEA (AFT 1972)	271	1982	1973	2	4	6/30/98
Gateway Aviation Cntr.-Kenosha					2		
Gateway Tech.-Elkhorn					2		
Gateway Tech.-Kenosha					2		
Gateway Tech.-Racine					2		
Lakeshore Technical College	NEA/LEA	108 ft	1968	1968	2	1	6/30/97
Madison Area Technical College District	WFT/AFT	387	1969	1969	2	7	6/30/99
Mad. Area Tech. Col.-Commercial Ave.							
Mad. Area Tech. Col.-Downtown							
Mad. Area Tech. Col.-Ft. Atkinson					2		
Mad. Area Tech. Col.-Portage					2		
Mad. Area Tech. Col.-Reedsburg					2		
Mad. Area Tech. Col.-Truax					2		
Mad. Area Tech. Col.-Watertown					2		
Part-time Faculty	WFT/AFT	897	1996		2		
Mid-State Technical College	NEA	90	1970	1970	2	3	8/21/94
Marshfield							
Stevens Point					2		
Wisconsin Rapids					2		

Institution	Bargaining Agent +	Unit Size	Cur. Agent Elected	Initial Contract + +	2/4 Yr. College	No. of Campuses#	Contract Expiration
WISCONSIN (Cont.)							
Milwaukee Area Technical College	AFT	600 ft 2,149 pt	1963 1992	1967 1993	2 2	4 4	6/30/98 6/30/99
Milwaukee Campus					2		
North Campus					2		
South Campus					2		
West Campus					2		
Moraine Park Technical College	AFT	150	1969	1969	2	3	6/30/98
Beaver Dam Campus					2		
Fond du Lac Campus					2		
West Bend Campus					2		
Nicolet Area Technical College	NEA	75	1987	1989	2	2	6/30/97
North Central Technical College	NEA	138	1969	1969	2	6	6/30/99
Main Campus-Wausau					2		
Antigo Campus					2		
Medford Campus					2		
Phillips Campus					2		
Spencer Campus					2		
Wittenberg Campus					2		

Institution	Bargaining Agent +	Unit Size	Cur. Agent Elected	Initial Contract + +	2/4 Yr. College	No. of Campuses#	Contract Expiration
WISCONSIN (cont.)							
Northwest Wisconsin Technical College	NEA (AFT 1967)	215	1972	1972	2	3	8/15/94
Green Bay Campus					2		
Marquette Campus					2		
Sturgeon Bay Campus					2		
Southwest Wisconsin Technical College	AFT	90 ft 200 pt	1972	1978	2	1	6/30/99
Waukesha County Technical College	NEA	162 ft 47 pt=50% workload 48 pt=50% workload	1967	1967	2	3	7/31/95
Menomonee Falls Campus					2		
Pewaukee (Main Campus)					2		
Waukesha Campus		152 ft instructors			2		
Western Wisconsin Technical College	AFT (Ind. 1976)	210	1976	1977	2	6	6/30/99
Wisconsin Indianhead Technical College	AFT	153	1972	1972	2	4	6/30/98
Ashland Campus					2		
New Richmond Campus					2		
Rice Lake Campus					2		
Superior Campus							

Institution	Bargaining Agent +	Unit Size	Cur. Agent Elected	Initial Contract + +	2/4 Yr. College	No. of Campuses#	Contract Expiration
<u>GUAM</u>							
University of Guam	GFT	100	1995	1976	4	1	8/18/98

ENDNOTES

⁺ As long as a certificate of recognition is in effect, the institution is designated as having a bargaining agent, even if no collective bargaining has ever taken place. No distinction is made between agents certified as result of elections and those voluntarily recognized.

+ + Three dashes (---) in this column indicate that according to available information, no contract has been signed.

[#] For purposes of this study, the National Center for Education Statistics' (NCES) definition of a branch campus, along with institutional self-reporting, was used. NCES defines branch campuses as those possessing the following characteristics: a permanent administration, offer programs at least two commuting distance.

*Private Institution.

**First contract between parties.

^Y Colleges and universities that have exercised a Yeshiva-like claim.

ft indicates full-time, pt indicates part-time

1. Sources for this publication include communication with institutions, faculty organizations, The Chronicle of Higher Education, and the Government Employee Relations Report. Data on bargaining unit size, date of first contract and number of campuses have been obtained through institution and agent self-reporting.

2. PCCEA is a recognized employee group-representing faculty in the meet and confer process only.

3. Independent agent. Certification covers professional and non-professional librarians. No collective bargaining activity reported; union inactive status.

4. Claremont Colleges consist of: Claremont McKenna College, Claremont Univ. Grad. School, Harvey Mudd College, Pitzer College, Pomona College and Scripps College.

5. Formerly Marin Community College.

6. Includes two educational centers.

7. See "No-Agents" listing.

8. Includes five off campus locations.
9. Includes seven campus centers: Alemany, Chinatown C.C. Center, C.C. Skills Center, Downtown Center, John Adams Community Center, John O'Connell C.C. Center and Mission C.C. Center.
10. Santa Clarita Community College District encompasses the College of the Canyons which was cited in previous Directories.
11. Includes eight outreach centers.
12. Includes three satellite centers.
13. The only organized faculty bargaining unit in the University of California System is at Santa Cruz.
14. The Connecticut Community College System and the Connecticut State Technical Colleges were placed under the jurisdiction of a joint Board of Trustees in 1989. However, the faculty at these institutions continue to bargain in two separate units: the community college faculty remain in their original bargaining unity (CCCC) and the technical faculty continue in theirs (AFT).
15. The CCCC (Congress of Connecticut Community Colleges) unit is affiliated with SEIU, AFL-CIO.
16. Formerly Post College.
17. Members of three Florida unions representing Florida State University System (UFF), several community colleges (UCCFF), and faculty at two private colleges merged their organizations into the United Faculty of Florida, Local 1847 of AFT (1979). In 1982, AFT dechartered UFF; UFF then affiliated with NEA.
18. Rejected decertification attempt 1978.
19. Rejected decertification/opt out election (Sept. 1981).
20. Chicago State, Eastern Illinois, Governors State, Northeastern Illinois, and Western Illinois University bargain collectively as one unit. Since January, 1996 the Illinois Board of Governor's universities has been disbanded so that each institution now bargains individually.
21. East St. Louis Community College and State Community College merged into State Community College of East St. Louis, now Metropolitan Community College of East St. Louis.

22. Formerly Thorton Community College.

23. Formerly Sangamon State University

24. As reported in the 1995 Directory, NEA had won a bargaining unity election for part-time faculty. However, it was subsequently determined in court to be an inappropriate unit as defined by Illinois legislation.

25. The recognized bargaining agent, AAUP/NEA, defeated a decertification attempt by the AFT (1979).

26. Rejected decertification attempt (1978).

27. The board of Regents of Higher Education is comprised of the Massachusetts Community College System and Massachusetts State College; they bargain as two separate units.

28. The recognized bargaining agent, MTA/NEA, defeated a decertification attempt by the AFT (1983).

29. Rejected decertification attempt (1978).

30. University of Massachusetts-Amherst campus rejected decertification attempt (1980).

31. Legislation enacted in September 1991; former name was University of Lowell.

32. Legislation enacted in September 1991, former name was Southeaster Massachusetts University.

33. Mercy College affiliated with the University of Detroit. A bargaining agent election was held in 1990 for the newly formed unity of 206 faculty. In that election, NEA defeated AAUP and retained the bargaining rights.

34. Independent bargaining agent (IFO) voluntarily disaffiliated from NEA in 1990 and now bargains as independent local.

35. The University of Minnesota has five campuses: Twin Cities, Morri, Duluth, (four-year institutions); Crookston, Waseca(two-year institutions). Duluth and Waseca are the only unionized campuses and bargain together as one unit.

36. Kearney State College, formerly part of the Nebraska State College System, is now part of the University of Nebraska. For collective bargaining purposes, the faculty unit at Kearney remained intact.

37. Rejected decertification attempt (January 1979).

38. Formerly independent, affiliation vote held in 1991. Faculty select AAUP by a vote of 60-2. AAUP Chapter non-board certified.

39. Includes one campus center.

40. Included Kerney Campus Center.

41. Formerly Somerset County College.

42. Existing contract in place prior to election of agent.

43. Union College and Union County Technical Institute merged into Union County College. AAUP, the bargaining agent at Union College, defeated NEA, the bargaining agent at Union County Technical Institute, and won agent status at the newly formed institution. (AAUP-109, NEA-67)

44. Formerly Rutgers Medical School.

45. Includes five extension centers.

46. Associated Community College Faculties ceases to exist as independent union (8/31/78). Individual locals vote to affiliate with either NYSUT/AFT or NYEA/NEA.

47. AAUP affiliated with PSC/AFT (February 1981)

48. Initial faculty agent elected in 1967. Separate staff and adjunct bargaining agents elected in 1971. Three units subsequently combined into one in 1972.

49. Includes the Capital District Educational Campus Center.

50. Adjunct faculty, which previously had been designated as a separate bargaining unit, included with full-time faculty unity (1985).

51. United University Professions defeated challenge to agent status by NYEA (December 1978). The unit includes faculty and non-teaching professionals.

52. Formerly Dyke College.

53. Faculty at Kent State University voted to sever ties with NEA, while retaining affiliation with AAUP (1979).

54. Unit voted to disaffiliate with NEA (1985).

55. Includes Ross Island, Southeast and Stadium Campus Centers.

56. Includes thirty-seven sites.

57. Formerly Williamsport Area Community College.

58. APSCUF is the bargaining agent, regardless their affiliation.

59. In 1987, part-time faculty elected AFT as bargaining agent. Ensuing litigation resulted in new election being ordered. New election held in 1991. AFT certified by VERB.

60. Centralia College and South Puget Sound Community College, which had bargained separately were merged into District XII. In 1988, new legislation was passed separating the district.

61. Includes Garrett Heyns Educational Center.

62. Formerly Washington State Community College District XVII.

63. Edmonds C.C. provides educational services for the State Department of Corrections. The unit does not differentiate among teaching assignments.

64. Formerly Fort Steilacoom Community College.

65. Formerly comprised of two entities -District I Technical Institute, and Area Vocational Technical & Adult Education District I.



**ADJUNCT FACULTY CONTRACTS AND BARGAINING
AGENTS IN PUBLIC AND PRIVATE INSTITUTIONS
IN THE UNITED STATES**



**ADJUNCT FACULTY CONTRACTS AND BARGAINING AGENTS
IN PUBLIC AND PRIVATE INSTITUTIONS IN THE UNITED STATES**

Institution	Bargaining Agent +	Unit Size	Cur. Agent Elected	Initial Contract + +	2/4 Yr. College	No. of Campuses#	Contract Expiration
<u>ALASKA</u>							
Univ. of Alaska	AAUP/AFT	1,100	1997		4		
<u>CALIFORNIA</u>							
Antelope Valley College	AFT	250	1990	1990	2	1	6/30/96
Barstow Community College	CTA/NEA	75	1979	1979	2	1	12/31/99
Butte College	CWA	525	1990	1991			12/31/93
Cabrillo College	AFT	340	1984	1986	2	1	6/30/98
Chabot-Las Positas Community College District	Ind. (CLPPFA) (CTA/NEA 1978)	490	1990	1979	2	2	6/30/2000
Chaffey College	CTA/NEA	425	1980	1981	2	1	6/30/95
Citrus College	CTA/NEA	230	1976	1977	2	1	6/30/94

Institution	Bargaining Agent +	Unit Size	Cur. Agent Elected	Initial Contract ++	2/4 Yr. College	No. of Campuses#	Contract Expiration
CALIFORNIA (Cont.)							
Coast Community College District	CTA/NEA	1,004	1979	1980	2	3	9/1/99
Coastline Comm. Col.					2		
Golden West Comm. Col.					2		
Orange Coast Comm. Col.					2		
College of Marin	AFT	168 (Credit)	1978	1980	2	2	6/30/95
Indian Valley Campus Kentfield Campus		164 (Non-Credit)					
College of the Redwoods	Ind.	272	1977	1977	2	1	8/31/94
College of the Sequoias	CWA	216	1994		2	1	6/30/95
Compton Community College	AFT	113	1978	1979	2	1	6/30/95
Contra Costa Community College District	Ind.	522	1976	1977		3	6/30/96
Contra Costa Col.					2		
Diablo Valley Col.					2		
Los Medanos Col.					2		

Institution	Bargaining Agent +	Unit Size	Cur. Agent Elected	Initial Contract ++	2/4 Yr. College	No. of Campuses#	Contract Expiration
CALIFORNIA (Cont.)							
Cuesta College	AFT	203	1994	1996	2	1	1999
El Camino Comm. Col.	AFT	488	1976	1977	2	1	7/31/97
Feather River Community College	AFT	45	1994		2	1	6/30/95
Foothill-DeAnza Community College District	Ind.	727	1977	1977	2	4	6/30/92
DeAnza Col.					2		
Foothill Col.					2		
Middlefield Col.					2		
Sunnyvale Col.					2		
Glendale Community College	AFT	511	1979	1980	2	1	6/30/97
Grossmont/Cuyamaca Community College District	Ind. - UF (CTA/NEA 1977)	831	1984	1978	2	2	6/30/2000
Cuyamaca Col. Grossmont Col.					2 2		
Hartnell Community College	CTA/NEA	235	1979	1979	2	1	6/30/92
Imperial Valley College	CCA/CTA/NEA	250	1981	1984	2	1	6/30/98

Institution	Bargaining Agent +	Unit Size	Cur. Agent Elected	Initial Contract + +	2/4 Yr. College	No. of Campuses#	Contract Expiration
CALIFORNIA (Cont.)							
Kern Community College District	CCA/NEA	556	1977	1977	2	3	6/30/95
Bakersfield Col.					2		
Cerro Coso Col.					2		
Porterville Col.					2		
Long Beach City College	CTA/NEA	600	1990	1991			6/30/99
Liberal Arts Campus Pacific Coast Campus							
Los Angeles Community College System	AFT	1,969	1977	1978	2	9	9/29/96
East L. A. Col.					2		
L. A. City Col.					2		
L. A. Harbor Col.					2		
L. A. Mission Col.					2		
L. A. Pierce Col.					2		
L. A. Southwest Col.					2		
L. A. Trade-Tech. Col.					2		
L. A. Valley Col.					2		
West L. A. Col.					2		
Los Rios Community College System	AFT	1,500	1977	1977	2	3	6/30/99
American River Col.						2	

Institution	Bargaining Agent +	Unit Size	Cur. Agent Elected	Initial Contract ++	2/4 Yr. College	No. of Campuses#	Contract Expiration
Los Rios Comm. Col. Sys. (Cont.)							
Cosumnes River Col.					2		
Sacramento City Col.					2		
Mendocino College	CTA/NEA	160	1994	1994	2	1	6/30/94
Merced College	CTA/NEA	346	1976	1977	2	1	6/30/99
Monterey Peninsula Community College	CTA/NEA	225	1978	1980	2	1	6/30/99
Mount San Antonio College	CTA/NEA	671	1976	1978	2	1	12/31/99
Napa Valley College	CTA/NEA	182	1977	1979	2	1	6/30/99
Ohlone College	Ind.	300	1979		2	1	6/30/96
Palo Verde College	CTA/NEA (AFT 1976)	30	1980	1976	2	1	6/30/2000
Perlata Community College District	AFT/CFT	500	1979	1980	2	4	6/30/97
Col. of Alameda					2		
Laney College					2		
Merritt Col.					2		
Vista Col.					2		

Institution	Bargaining Agent +	Unit Size	Cur. Agent Elected	Initial Contract ++	2/4 Yr. College	No. of Campuses#	Contract Expiration
CALIFORNIA (Cont.)							
Rancho Santiago Community College District	Ind.	600	1978		2	3	6/30/2000
o Continuing Educ. Faculty	CTA/NEA	488	1977		2	2	6/30/95
Rio Hondo Community Col.	CTA/NEA	500	1979	1980	2	1	6/30/98
Riverside Community College District	CTA/NEA	630	1978	1979	2	3	6/30/98
Saddleback Community College District	CTA/NEA	757	1976	1976	2	2	6/30/97
Irvine Valley Col. Saddleback Col.					2 2		
San Bernardino Community College District	CTA/NEA	411	1984	1989	2	2	1/31/93
Crafton Hills Community Col. San Bernardino Valley Col.					2 2		
San Diego Community Colleges	AFT (CTA/NEA 1977)	1,346	1987	1977	2	3	6/30/97
San Diego City Col. San Diego Mesa Col. San Diego Miramar Col.					2 2 2		

Institution	Bargaining Agent +	Unit Size	Cur. Agent Elected	Initial Contract + +	2/4 Yr. College	No. of Campuses#	Contract Expiration
CALIFORNIA (Cont.)							
San Diego Community College Adult Education System	AFT	695	1977	1977	2	6	6/30/99
Centre City/Skills Center					2		
Cesar Chavez Center					2		
Clairemont Mesa Campus Center					2		
Ed. Cultural Complex Campus Center					2		
Kearney Mesa Campus					2		
Mid-City Center					2		
Miramar Campus					2		
Mission Bay Campus					2		
Navajo Campus Center					2		
Point Loma Campus					2		
San Francisco Community College	AFT	979	1978	1979	2	2	6/30/97
City Col. of San Francisco Community Col. Centers					2		
					2		
San Joaquin Delta Col.	CTA/NEA	350	1977	1977	2	1	6/30/95
San Jose/Evergreen Com. College District	Ind. (CTA/NEA 1977)	338	1987	1978	2	2	6/30/2000
Evergreen Valley Col.					2		
San Jose City Col.					2		
San Mateo County Com. College District	AFT (NEA 1977)	746	1982	1978	2	3	6/30/95
Canada Col.					2		

Institution	Bargaining Agent +	Unit Size	Cur. Agent Elected	Initial Contract + +	2/4 Yr. College	No. of Campuses#	Contract Expiration
San Mateo County Community College District (Cont.)							
Col. of San Mateo Skyline Col.					2 2		
Santa Clarita Community College District	CTA/NEA	270	1977	1978	2	1	6/30/98
Santa Monica Community College	Ind.	700	1978	1979	2	1	12/31/98
Santa Rosa Jr. College	Ind.	922	1989	1990	2	1	6/96
Shasta College	CTA/NEA	250	1976	1976	2	1	6/30/96
Sierra Joint Community College District	CTA/NEA	600	1977	1978	2	2	6/30/99
Solano Community College	CCA/CTA/NEA	275	1976	1977	2	1	6/30/98
State Center Community College District	AFT	575	1992		2	2	
Fresno City College					2		
Kings River Community College					2		

Institution	Bargaining Agent +	Unit Size	Cur. Agent Elected	Initial Contract ++	2/4 Yr. College	No. of Campuses#	Contract Expiration
CALIFORNIA (Cont.)							
Taft College	CTA/NEA	31	1976	1977	2	1	6/30/2000
*University of San Francisco	AFT	575	1981	1985	4	1	12/31/98
Ventura County Community College District	AFT	700	1977	1978	2	3	6/30/97
Moorpark Col.					2		
Oxnard Col.					2		
Ventura Col.					2		
West Valley Mission Community College District	Ind. (ACE 1984)	465	1993	1985	2	2	6/30/95
Mission Col.					2		
West Valley Col.					2		
Yosemite Com. College District	Ind. (CTA/NEA 1976)	180	1989	1978	2	2	6/30/91
Columbia Col.					2		
Modesto Jr. Col.					2		
Yuba Comm. College	YCFA/AAUP AFT (Ind. CTA/NEA 1976)	412	1994	1995	2	3	6/30/97

Institution	Bargaining Agent +	Unit Size	Cur. Agent Elected	Initial Contract ++	2/4 Yr. College	No. of Campuses#	Contract Expiration
<u>CONNECTICUT</u>							
Connecticut Community and Technical College System							
Asnuntuck Community Technical Col.					2		
Capital Community-Technical College					2		
Gateway Community-Technical College					2		
Housatonic Community-Technical College					2		
Manchester Community-Technical College					2		
Middlesex Community-Technical College					2		
Naugatuck Valley Comm.-Technical Col.					2		
Norwalk Community-Technical College					2		
Quinebaug Valley Comm.-Tech Col.					2		
Three Rivers Community-Technical College					2		
Tunxis Comm.-Tech. Col.					2		
A. Community Colleges Faculty	CCCC/SEIU	2,328			2	12	6/30/01
B. Technical Colleges Faculty	AFT	227	1992	1993	2	5	6/30/01
C. Comm./Tech. Colleges Administrators	CCCC/SEIU ¹⁵	619			2	5	6/30/01
D. Comm. Tech College Administrators	AFSCME	7	1980	1981	2	5	6/30/01
<u>DISTRICT OF COLUMBIA</u>							
* American University	ELIFA (Ind.)	32	1982	1982	4	1	4/30/96

Institution	Bargaining Agent+	Unit Size	Cur. Agent Elected	Initial Contract++	2/4 Yr. College	No. of Campuses#	Contract Expiration
<u>FLORIDA</u>							
State University of Florida System	UFF/FTP/NEA (UFF/AFT)	314	1976	1976	4	10	6/30/98
Florida Agric. & Mech. Univ.					4		
Florida Atlantic Univ.					4		
Florida Gulf Coast University					4		
Florida Int'l Univ.					4		
Florida State Univ.					4		
Univ. of Central Florida					4		
Univ. of Florida					4		
Univ. of N. Florida					4		
Univ. of S. Florida					4		
Univ. of W. Florida					4		
<u>HAWAII</u>							
University of Hawaii	UHPA/NEA	357	1974	1975	2/4	10	6/30/99
Hawaii Comm. Col.					2		
Honolulu Comm Col.					2		
Kapiolani Comm. Col.					2		
Kauai Comm. Col.					2		
Leeward Comm. Col.					2		
Maui Comm. Col.					2		
UH- Hilo Campus					4		
UH- Manoa Campus					4		
UH- West Oahu					4		
Windward Comm. Col.					2		

Institution	Bargaining Agent +	Unit Size	Cur. Agent Elected	Initial Contract ++	2/4 Yr. College	No. of Campuses#	Contract Expiration
<u>ILLINOIS</u>							
Elgin Community College	AFT	61	1993		2	1	12/31/97
Highland Community College	AFT	3			2	1	8/30/96
Illinois Central College	Ind.	400	1977	1977	2	1	7/31/93
Oakton Community College	IEA/NEA	118	1985	1987	2	2	8/10/96
<u>IOWA</u>							
Hawkeye Community College	NEA	33	1980	1981	2	5	8/16/98
Main Campus - MLK Metro Campus - Evansdale							
Northeast Iowa Community College (Area I)	NEA	54	1975	1976	2	2	8/15/98
Calmar Campus Peosta Campus					2 2		
Southeastern Community College	NEA	11	1987	1976	2	2	6/30/98
North Campus South Campus					2 2		

Institution	Bargaining Agent +	Unit Size	Cur. Agent Elected	Initial Contract ++	2/4 Yr. College	No. of Campuses#	Contract Expiration
<u>KANSAS</u>							
Cloud County Community College	Ind.	6 regular 260 other	1970	1973	2	1	6/30/98
Independence Community College	NEA	1	1970	1970	2	1	6/30/97
<u>MAINE</u>							
University of Maine System	PATFA/AFT	250	1986	1988	4	7	8/31/97
Univ. of Maine					4		
Univ. of Maine-Augusta					4		
Univ. of Maine-Farmington					4		
Univ. of Maine-Fort Kent					4		
Univ. of Maine-Machias					4		
Univ. of Southern Maine					4		
<u>MASSACHUSETTS</u>							
*Berklee College of Music	AFT	217	1985	1986	4	1	8/31/2000
*Curry College	AAUP	130	1979	1981	4	2	5/31/99
Massachusetts Community College System	NEA/ MTA/ MCCC	1,800	1987	1991	2	15	12/31/98
Berkshire Comm. Col.						2	

Institution	Bargaining Agent +	Unit Size	Cur. Agent Elected	Initial Contract + +	2/4 Yr. College	No. of Campuses#	Contract Expiration
Massachusetts Community College System (Cont.)							
Bristol Comm. Col.					2		
Bunker Hill Comm. Col.					2		
Cape Cod Comm. Col.					2		
Greenfield Comm. Col.					2		
Holyoke Comm. Col.					2		
Massachusetts Bay Comm. Col.					2		
Massasoit Comm. Col.					2		
Middlesex Comm. Col.					2		
Mt. Wachusett Comm. Col.					2		
North Shore Comm. Col.					2		
Northern Essex Comm. Col.					2		
Quinsigmond Comm. Col.					2		
Roxbury Comm. Col.					2		
Springfield Tech. Comm. Col.					2		
Massachusetts State Colleges	NEA/MTA	1,050	1987	1989	4	9	8/31/92
o Div. of Continuing Ed.							
Bridgewater St. Col.					4		
Fitchburg St. Col.					4		
Framingham St. Col.					4		
Mass. Col. of Art					4		
Mass. Maritime of Academy					4		
North Adams St. Col.					4		

Institution	Bargaining Agent +	Unit Size	Cur. Agent Elected	Initial Contract + +	2/4 Yr. College	No. of Campuses#	Contract Expiration
Massachusetts State Colleges (Cont.)							
Salem St. Col.					4		
Westfield St. Col.					4		
Worcester St. Col.					4		
University of Massachusetts-Dartmouth	AFT	77	1985	1986	4	1	6/30/93
Part-time and Visiting Lecturers							
<u>MICHIGAN</u>							
Mott Community College	NEA	267	1994	1966	2	3	5/23/99
Lapeer Campus					2		
Main Campus					2		
Southern Lakes Campus					2		
Oakland University	AAUP	297	1970	1971	4	1	8/15/00
Schoolcraft College	MEA/NEA	310	1972	1967	2	1	8/18/98
Wayne County Community College	AFT	250	1970	1970	2	4 (1 Center)	12/31/94
Downriver Campus					2		
Downtown Campus					2		
Eastern Campus					2		
Northwestern Campus					2		

Institution	Bargaining Agent +	Unit Size	Cur. Agent Elected	Initial Contract++	2/4 Yr. College	No. of Campuses#	Contract Expiration
<u>MONTANA</u>							
Flathead Valley Community College	AFT	94	1990	1991	2	2	6/30/98
Lincoln Co. Campus Main Campus		14 80			2 2		
<u>NEW JERSEY</u>							
Mercer County Comm. Col.	AFT	185	1997		2		
Middlesex County College Adjunct Faculty	AFT	320	1996	1998	2		6/30/01
New Jersey State College System	AFT AFT	1,875 95	1997 1987	1997	4 4	8 8	6/30/99
Jersey City St. Col.					4		
Kean Col. of New Jersey					4		
Montclair University					4		
Ramapo Col. of New Jersey					4		
Rowan Col. of New Jersey					4		
Stockton St. Col.					4		
Thomas A. Edison St. Col.					4		
College of New Jersey					4		
Wm. Paterson Col. of New Jersey					4		
Raritan Valley Community College	AFT (NEA)	200	1973		2	1	6/30/2000

Institution	Bargaining Agent +	Unit Size	Cur. Agent Elected	Initial Contract + +	2/4 Yr. College	No. of Campuses#	Contract Expiration
<u>NEW JERSEY</u> (cont.)							
Rutgers (State University of New Jersey)	AAUP	450	1988	1991	4	3	1994
Camden Campus					4		
New Brunswick Campus					4		
Newark Campus					4		
Sussex County Comm. Col.	AFT	97	1997		2		
University of Medicine and Dentistry of New Jersey	AAUP	218	1972	1973	4	5	6/30/92
Grad. School of Biomedical Sciences					4		
New Jersey Dental School					4		
New Jersey Medical School					4		
Robert Wood Johnson Medical School					4		
School of Osteopathic Medicine					4		
School of Health Related Professions					4		
<u>NEW MEXICO</u>							
Technical Vocational Institute Comm. Col. (TVI)	AFT	197	1997		2		

Institution	Bargaining Agent +	Unit Size	Cur. Agent Elected	Initial Contract + +	2/4 Yr. College	No. of Campuses#	Contract Expiration
<u>NEW YORK</u>							
*Adelphi University	AAUP	374	1972	1973	4	1	8/31/01
Broome Community College	NYEA/NEA	198	1979	1969	2	1	8/31/98
City University of New York	PSC	8,000	1969	1969	2/4	18	1/31/96
Baruch College					4		
Bor. Of Manhattan Comm. Col.					2		
Bronx Comm. Col.					2		
Brooklyn College					4		
City College					4		
College of Staten Island					4		
Grad. School & Univ. Center					4		
Hostos Comm. Col.					2		
Hunter College					4		
John Jay Col. of Criminal Justice					4		
Kingsborough Comm. Col.					2		
LaGuadia Comm. Col.					2		
Lehman College					4		
Medgar Evers College					4		
New York City Tech. Col.					4		
Queens College					4		
Queensborough Comm. Col.					2		
York College					4		

Institution	Bargaining Agent +	Unit Size	Cur. Agent Elected	Initial Contract + +	2/4 Yr. College	No. of Campuses#	Contract Expiration
NEW YORK (Cont.)							
Cornell University, ILR	NYSUT/AFT	200	1981	1981	4	3	8/31/97
Long Island Campus					4		
New York City Campus					4		
Westchester/Rockland Campus					4		
Dutchess Community College	NEA (NYSUT/AFT 1985)	270	1987	1987	2	1	8/31/96
Fashion Institute of Technology	NYSUT/AFT	220	1971		2/4	1	2/28/95
Hofstra University	AAUP	571	1973	1974	4	1	8/31/2001
*Long Island University	CWA						
Brooklyn Center	NYSUT/AFT (AFT 1970)	650	1976	1972	4	1	8/31/2000
C.W Post Center	CWA NYEA/NEA 1985)	600	1987	1979	4	1	10/31/99
Monroe Community College	NYSUT/AFT	264	1969	1969	2	2	8/31/99
Nassau Community College	NYSUT/AFT (AFA)	1,719	1974	1974	2	1	9/30/95

Institution	Bargaining Agent +	Unit Size	Cur. Agent Elected	Initial Contract ++	2/4 Yr. College	No. of Campuses#	Contract Expiration
NEW YORK (Cont.)							
Onondaga Com. College	NYSUT/AFT	266	1967	1968	2	1	8/31/2000
Orange County Community College	NYEA/NEA (NEA 1969, ACCF 1972)	108	1978	1969	2	2	8/31/99
*Pratt Institute	NYSUT/AFT (AFT 1971, NYSUT)	350	1971	1972	4	2	8/31/92
Brooklyn Pratt Manhattan Center					4	4	
Rockland Community College	NYSUT/AFT	350	1993	1994	2	1	8/31/95
*St. John's University	AAUP/Ind.	305	1970	1970	2/4	2	6/30/97
Queens Staten Island					2/4		
Suffolk County Community College	NYSUT/AFT	1,000	1993	1971	2	3	8/31/97
Eastern Campus (Riverhead)					2		
Selden Campus					2		
Western Campus (Brentwood)					2		
*Trocaire College	Ind.	46	1974	1981	2	1	8/15/92

Institution	Bargaining Agent +	Unit Size	Cur. Agent Elected	Initial Contract + +	2/4 Yr. College	No. of Campuses#	Contract Expiration
<u>OREGON</u>							
Central Oregon Community College	Ind. (Ind. 1975 NEA 1979)	18	1985	1977	2	1	6/30/99
Chemeketa Community College	NEA/OEA	270	1984	1984	2	1	6/30/02
Clackamas Community College	NEA/OEA	380	1986	1986	2	3	6/30/99
Mount Hood Community College	NEA/OEA	417	1982	1984	2	1	8/30/98
Portland Community College	OFT/AFT	820	1984	1986	2	4	9/14/97
Open Campus					2		
Cascade Campus					2		
Rock Creek Campus					2		
Sylvania Campus					2		
Portland State University	AFT	250	1978	1979	4	1	6/30/97
<u>PENNSYLVANIA</u>							
Bucks County Comm. Col.	AFT	450	1997		2		
Community College of Philadelphia	AFT	719	1978	1983	2	1	8/31/97
* Moore College of Art and Design	AFT	30	1971	1971	4	1	8/31/96

Institution	Bargaining Agent +	Unit Size	Cur. Agent Elected	Initial Contract + +	2/4 Yr. College	No. of Campuses#	Contract Expiration
<u>PENNSYLVANIA (Cont.)</u>							
University of Pittsburgh Medical School	Ind.	50	1976		4	1	
<u>RHODE ISLAND</u>							
Bryant College	AFT	80	1967	1967	4	1	7/31/98
*Rhode Island School of Design	NEA	80	1980	1979	4	1	6/30/99
*Roger Williams University	NEA	30	1972	1973	4	2	6/30/98
Bristol Campus Providence Branch					4		
					4		
<u>VERMONT</u>							
Vermont State Colleges	AFT	165	1991	---	2/4	4	8/31/94
Castleton St. Col.							
Johnson St. Col.					4		
Lyndon St. Col.					4		
Vermont Tech. Col.					2/4		
<u>WASHINGTON</u>							
Bates Technical College	AFT	196	1981		2		6/30/95


Institution	Bargaining Agent +	Unit Size	Cur. Agent Elected	Initial Contract + +	2/4 Yr. College	No. of Campuses#	Contract Expiration
WASHINGTON (Cont.)							
Bellevue Community College	NEA	351	1972	1972	2	1	8/31/99
Bellingham Technical College	NEA	7			2	1	8/31/95
Centralia College	AFT (NEA 1968)	134	1986	1986	2	1 ⁶¹	6/30/98
Clark College	WEA/NEA (Ind. 1964)	361	1974	1964	2	1	6/30/98
Columbia Basin Community College	WEA/NEA	275	1972	1973	2	1	6/30/2000
Community Colleges of Spokane	WEA	800	1970	1977	2	2	6/30/2000
Spokane Comm. Col.					2		
Spokane Falls Comm. Col.					2		
Edmonds Community College	AFT (Ind. 1969)	400	1975	1976	2	1 ⁶³	6/30/98
Everett Community College	AFT (Ind. 1969)	177	1975	1976	2	1	6/30/97
Green River Community College	AFT/NEA	248	1972	1973	2	1	12/31/98

Institution	Bargaining Agent +	Unit Size	Cur. Agent Elected	Initial Contract + +	2/4 Yr. College	No. of Campuses#	Contract Expiration
WASHINGTON (Cont.)							
Highline Community College	NEA	250	1965	1969	2	1	8/31/96
Lake Washington Technical College	AFT	200	1978		2	1	8/31/98
Olympic College	NEA	305	1964		2	1	6/30/94
Pierce College	AFT 1993 (Ind. 1989; SEIU 1981; NEA 1969)	300	1993	1969	2	2	6/30/99
Fort Steilacoom Campus Puyallup Campus							
Renton Technical College	AFT	400	1979		2	1	6/30/98
Seattle Community College District IV	AFT	620	1968	1968	2	3	6/30/2000
Central Campus North Campus South Campus							
South Puget Sound Community College	AFT (NEA 1968)	180	1986	1989	2	1	6/30/2000
Tacoma Community College	AFT	250	1972	1973	2	1	6/30/2000
Gig Harbor Center Downtown Tacoma Center Education Center -WCCN							

Institution	Bargaining Agent +	Unit Size	Cur. Agent Elected	Initial Contract ++	2/4 Yr. College	No. of Campuses#	Contract Expiration
WASHINGTON (Cont.)							
Walla Walla Community College	AHE	150	1968	1970	2	3	6/30/98
Clarkston Center Main Campus					2		
WA St. Penitentiary Campus					2		
Wenatchee Valley College	NEA	137	1965	1975	2	2	6/30/99
North Campus Wenatchee Campus					2		
					2		
WISCONSIN							
Milwaukee Area Technical College	AFT	2,149	1992	1993	2	4	6/30/99
Waukesha County Technical	NEA		1967	1967	2	3	7/31/95
			47 = 50% workload				
			48 = 50% workload				
Menomonee Falls Campus					2		
Pewaukee (Main Campus)					2		
Waukesha Campus					2		

FOOTNOTES

1. Continuing Education Faculty
2. Total number of adjunct faculty represented for purposes of collective bargaining is 75,882. Note that the sizeable change in this number as compared to the 1997 Directory is due to conforming this section with part-time faculty listings in the main section of this volume, rather than an actual major change in the number of adjunct faculty.



**GRADUATE AND TEACHING ASSISTANT CONTRACTS AND
BARGAINING AGENTS IN PUBLIC AND PRIVATE
INSTITUTIONS IN THE UNITED STATES**

GRADUATE EMPLOYEE BARGAINING AGENTS IN THE UNITED STATES
1998

Institution	Bargaining Agent +	Unit Size	Cur. Agent Elected	Initial Contract ++	2/4 Yr. College	No. of Campuses#	Contract Expiration
<u>CALIFORNIA</u>							
University of California/ Berkeley	AGSE/ UAW	700	1993		4	1	
<u>FLORIDA</u>							
University of Florida	UFF/NEA	2,916	1982	1982	4	1	6/30/96
University of S. Florida	UFF/NEA	1,447	1982	1982	4	1	6/30/95
<u>KANSAS</u>							
University of Kansas	AFT	1,035	1995		4		
<u>MASSACHUSETTS</u>							
University of Massachusetts-Amherst	GEO/UAW	2,000	1990	1991	4	1	1996
University of Massachusetts-Lowell	GEO/UAW	320	1994		4	1	

Institution	Bargaining Agent +	Unit Size	Cur. Agent Elected	Initial Contract + +	2/4 Yr. College	No. of Campuses#	Contract Expiration
<u>MICHIGAN</u>							
University of Michigan	GEO/AFT	1,603	1976	1976	4	3	2/1/96
Ann Arbor						4	
Dearborn						4	
Flint						4	
<u>NEW JERSEY</u>							
Rutgers, State University of New Jersey	AAUP	1,740	1970	1971	4	3	6/30/95
Camden Campus					4		
New Brunswick Campus					4		
Newark Campus					4		
<u>NEW YORK</u>							
State University of New York	GSEU/CWA	3,900	1992		2/4	29	
<u>OREGON</u>							
University of Oregon	GTEU/AFT	1,176	1977	1978	4	1	9/30/97

Institution	Bargaining Agent +	Unit Size	Cur. Agent Elected	Initial Contract + +	2/4 Yr. College	No. of Campuses#	Contract Expiration
WISCONSIN							
University of Wisconsin-Madison	TAA/AFT	2,150	1987	1988	4	1	6/30/97
University of Wisconsin-Milwaukee	MGAA/AFT	591	1991	1992	4	1	6/30/97

Total number of graduate student employees represented for purposes of collective bargaining is 19,578.
 No new elections were held in 1997.

**FACULTY COLLECTIVE BARGAINING
AT CANADIAN UNIVERSITIES**

FACULTY COLLECTIVE BARGAINING AT CANADIAN UNIVERSITIES

Institution	Affiliation	Unit Size	Cur. Agent Elected	Initial Contract	Contract Expiration
<u>ALBERTA</u>					
Augustana University	CAUT	50			Annual
University of Alberta	CAUT	1,725	1982		Annual
University of Athabasca	CAUT	118	1982		Annual
University of Calgary	CAUT	1,164	1982		Annual
University of Lethbridge	CAUT	263	1982		Annual
<u>BRITISH COLUMBIA</u>					
University of Northern British Columbia	CAUT	138		1995	6/30/98
<u>MANITOBA</u>					
Brandon University	CAUT	200	1978	1978	3/31/98
Saint-Boniface	ACPPU/MGEA	44	1983	1977	3/31/96
University of Manitoba	CAUT	1,132	1974	1975	3/31/98
University of Winnipeg	CAUT	255	1981	1982	3/31/97

Institution	Affiliation	Unit Size	Cur. Agent Elected	Initial Contract	Contract Expiration
<u>NEW BRUNSWICK</u>					
Université de Moncton	ACPPU	309	1976	1977	6/30/99
Mount Allison University	CAUT	104	1982	1984	6/30/98
St. Thomas University	CAUT	75	1976	1977	6/30/97
Saint-Louis Maillet	ACPPU	48	1972	1972	8/31/99
Shippagan	ACPPU	32	1978	1978	6/30/99
University of New Brunswick	CAUT	584	1979	1980	6/30/98
<u>NEWFOUNDLAND</u>					
Memorial University	CAUT	784	1988	1988	8/31/99
<u>NOVA SCOTIA</u>					
Acadia University	CAUT	224	1976	1977	11/1/97
Dalhousie University	CAUT	744	1978	1978	11/1/97
Mount St. Vincent University	CAUT	160	1989	1989	11/1/97

Institution	Affiliation	Unit Size	Cur. Agent Elected	Initial Contract	Contract Expiration
<u>NOVA SCOTIA (Cont.)</u>					
Nova Scotia College of Art and Design	CAUT	60	1985	1985	11/1/97
Saint Mary's University	CAUT	214	1974	1974	11/1/97
Technical University of Nova Scotia	CAUT	90	1980	1980	11/1/97
Université Sainte-Anne	ACPPU	43	1982	1980	11/1/97
University College of Cape Breton	CAUT	119	1975	1976	11/1/97
<u>ONTARIO</u>					
Algoma University College	CAUT	37	1976	1980	6/30/92*
Algonquin Community College	OPSEU	535	1971	1971	8/31/01
Brock University	CAUT	258	1996	N/A	6/30/97*
Cambrian Community College	OPSEU	220	1971	1971	8/31/01
Canadore Community College	OPSEU	160	1971	1971	8/31/94
Carleton University	CAUT	661	1975	1975	4/30/97*

Institution	Affiliation	Unit Size	Cur. Agent Elected	Initial Contract	Contract Expiration
ONTARIO (Cont.)					
Centennial Community College	OPSEU	500	1971	1971	8/31/94
College Boréal	OPSEU	85	1992		8/31/01
Conestoga Community College	OPSEU	300	1971	1971	8/31/94
Confederation Community College	OPSEU	175	1971	1971	8/31/94
Durham Community College	OPSEU	220	1971	1971	8/31/94
Fanshawe Community College	OPSEU	445	1971	1971	8/31/94
George Brown Community College	OPSEU	465	1971	1971	8/31/94
Georgian Community College	OPSEU	260	1971	1971	8/31/94
Hearst University	ACPPU	14	1982	1983	6/30/95*
Humber Community College	OPSEU	650	1971	1971	8/31/94
La Cité Collégiale	OPSEU	165	1989		8/31/01
Lakehead University	CAUT	277	1979	1981	6/30/97*

Institution	Affiliation	Unit Size	Cur. Agent Elected	Initial Contract	Contract Expiration
ONTARIO (Cont.)					
Lambton Community College	OPSEU	140	1971	1971	8/31/01
Laurentian University	CAUT	384	1979	1980	6/30/97*
Loyalist Community College	OPSEU	160	1971	1971	8/31/01
Mohawk Community College	OPSEU	420	1971	1971	8/31/01
Niagara Community College	OPSEU	220	1971	1971	8/31/01
Nipissing Univ. College	CAUT	49	1994	1994	4/30/96*
Northern Community College	OPSEU	100	1971	1971	8/31/01
Queens University	CAUT	889	1995	1996	1999
Ryerson Polytechnical Institute	CAUT	486	1964	1966	6/30/96*
St. Clair Community College	OPSEU	280	1971	1971	8/31/01
St. Lawrence Community College	OPSEU	240	1971	1971	8/31/01
Sault Community College	OPSEU	175	1971	1971	8/31/01

Institution	Affiliation	Unit Size	Cur. Agent Elected	Initial Contract	Contract Expiration
ONTARIO (Cont.)					
Seneca Community College	OPSEU	715	1971	1971	8/31/01
Sheridan Community College	OPSEU	350	1971	1971	8/31/01
Sir Sandford Fleming Community College	OPSEU	320	1971	1971	8/31/01
Trent University	CAUT	204	1980	1981	6/30/99*
University of Ottawa	CAUT	836	1975	1976	4/30/96*
University of Windsor	CAUT	610	1977	1976	6/30/98*
Wilfrid Laurier University	CAUT	276	1988	1988	6/30/99*
York University	CAUT	1,062	1977	1976	4/30/96*
QUÉBEC					
Bishop's University	FQPPU/CAUT	114	1976	1976	2000
Concordia University	FQPPU/CAUT	726	1981	1981	6/02
Institut Armand Frappier	FQPPU	32	1979	1980	6/11/95
Institut National de la Recherche Scientifique	FQPPU	130	1973	1973	11/30/97

Institution	Affiliation	Unit Size	Cur. Agent Elected	Initial Contract	Contract Expiration
QUÉBÉC (Cont.)					
Université de Montréal	FQPPU	1,200	1975	1975	2000
Université du Québec à Chicoutimi	FQPPU	226	1979	1979	1999
Université du Québec à Hull	FQPPU	128	1980	1980	1998
Université du Québec à Montréal	FQPPU/CSN	924	1971	1971	1999
Université du Québec en Abitibi-Témiscamingue	FQPPU	81	1982	1982	1998
Université du Québec à Rimouski	FQPPU	152	1973	1973	1999
Université du Québec à Trois-Rivières	FQPPU	344	1971	1971	1999
Université de Sherbrooke	FQPPU	345	1974	1976	2000
Université Laval	FQPPU	1290			1999
Ecole de technologie supérieur	FQPPU	67	1984		2000

Institution	Affiliation	Unit Size	Cur. Agent Elected	Initial Contract	Contract Expiration
QUEBÉC (Cont.)					
Ecole Polytechnique	FQPPU	193			1999
Téle-Université	FQPPU	38	1981		1999
McGill University	FQPPU/CAUT	650	N/A	N/A	98 Version
Faculté des médecine de l'Université Laval	FQPPU	110			1997
Faculté de médecine de l'Université de Montréal	FQPPU	127			1994
Faculté de médecine de l'Université de Sherbrooke	FQPPU	261	1973	1978	2001
Faculté des Sciences appliquées de l'Université de Sherbrooke	FQPPU	79	1970		2001
SASKATCHEWAN					
St. Thomas More College	CAUT	48	1977	1977	6/30/90
University of Regina	CAUT	803	1977	1977	6/30/93
FEDERAL					
Canadian Military College	CAUT	153	1990	1995	3/31/97

SPECIAL PLAN BARGAINING: CANADIAN UNIVERSITIES

Institution	Affiliation	Bargaining Unit Size	Provisions
<u>BRITISH COLUMBIA</u>			
British Columbia	CAUT	2,012	Annual monetary negotiations culminating in interest arbitration (conventional) pursuant to a "Framework Agreement" for bargaining; provides as well for the negotiation of subsidiary agreements on "Conditions of Appointment."
Simon Fraser	CAUT	676	Some terms and conditions negotiable, others may not be unilaterally altered. Annual monetary negotiations culminating in interest arbitration (conventional).
<u>ONTARIO</u>			
Toronto	CAUT	1,760	Special Plan addresses many terms and conditions of employment; annual salary and benefit negotiations culminating in arbitration.
Guelph	CAUT	472	Comprehensive agreement on terms and conditions of employment; annual salary and benefit negotiations culminating in mediation.
<u>PRINCE EDWARD ISLAND</u>			
Prince Edward Island	CAUT	175	Annual monetary negotiations culminating in interest arbitration (Final Offer Selection) pursuant to framework document; other terms and conditions not part of Special Plan Bargaining arrangement.

ENDNOTES

1. The statistical information for the Canadian section of the Directory has been provided by the Canadian Association of University Teachers (CAUT), Ottawa, by the Fédération Québécoise des Professeures et Professeurs d'Université (FQPPU), Montréal, and by the Ontario Public Service Employees Union.

2. According to information supplied by CAUT, all collective agreements in Nova Scotia are extended for a period of two years by the Act Respecting Compensation Restraint in the Public Sector.

3. Statutory recognition in 1982.

4. Faculty association and Board of Governors engage in bargaining outside the scope of labor relations legislation.

5. Starred institutions in Ontario are possibly subject to terms of local agreement under the Social Contract Act of Ontario (end March 31, 1996).

CANADIAN ORGANIZATIONS LISTED IN THIS DIRECTORY

Canadian Association of University Teachers/Association Canadienne des Professeures et Professeurs d'Université.

Fédération Québécoise des Professeures et Professeurs d'université.

Centrale de l'Enseignement du Québec.

Confédération des Syndicats Nationaux.

Ontario Public Service Employees Union.



SUMMARY OF ELECTIONS, UNITED STATES
JANUARY 1 - DECEMBER 31, 1997

SUMMARY OF ELECTIONS-1997

A. AGENTS ELECTED

Institution	State	Unit Size	Vote	Agent Elected	2/4 Year College
Allen County Comm. Col.	KS	55		NEA	2
Bucks County Comm. Col (Part-time faculty)	PA	450	AFT 155 N-Agt 53	AFT	2
Central Washington University	WA	320	AFT/NEA 236 N-Agt 84	AFT/NEA	4
Highland Community College	KS	30		NEA	2
Lake Tahoe Comm. Col.	CA	21		NEA	2
Mercer Co. Comm. Col. (Adjunct faculty)	NJ	185	AFT 92 N-Agt. 24	AFT	2
Noesho Co. Comm. Col.	KS	44		NEA	2
New Jersey State System (Adjunct Faculty)	NJ	1875	AFT 1,114 N-Agt 90	AFT	4
Oregon Coast Comm. Col. Fairbanks, Anchorage & Juneau	OR	50	AFT 22 N-Agt 10	AFT	2
Sussex County Comm. Col. (Adjunct Faculty)	NJ	97	AFT 61 N-Agt 24	AFT	2
Tech.-Voc. Inst. Comm. Col. (TUI) (Part-time)	NM	197	AFT 134 N-Agt 13	AFT	2

University of Alaska (Adjuncts)	AK	1030	AAUP/AFT 425 N-Agt 195	AAUP/AFT	4
University of Great Falls	MT	50	AFT 20 N-Agt 19	AFT	4
University of Toledo (Non-Tenure Track Lecturers)	OH	40		AAUP	4

B. CHANGE IN AGENT STATUS

No reported faculty change in agent status during 1997

C. CHALLENGE TO AGENT STATUS

No reported faculty challenge to agent status during 1997


D. AGENTS DECERTIFIED

No reported faculty agent decertifications during 1997.

E. NO-AGENT VOTES

No reported faculty "no-agent" votes during 1997







STATISTICAL ANALYSIS

"HOW WE COUNT"

We continue to receive queries as to the methods we employ to "count". Set forth below are several explanations as to our "counting" process which, we hope, will be of value to the reader.

INSTITUTIONS: Institutions are identified as colleges and universities that may be autonomous entities having a single campus (University of Montana), or as multi-campus systems (California State University) which bargain collectively as one. Each institution is represented by a single agent and is counted as one agent and/or one contract. The current volume of the Directory shows 509 agents in institutions involved in faculty collective bargaining. However, this figure embraces 1,097 campuses. In the example of SUNY, although there are 29 campuses, for the purposes of the Directory this is tabulated as one institution, one agent and 29 campuses.

CAMPUSES: To present another demographic perspective, we also have included a campus "count". A campus, as defined by the National Center for Education Statistics, has a permanent administration, offers programs at least two years in length, and is located in a community different from parent institutions so as not to be within commuting distance. Using SUNY once again, the 29 campuses include the State University Colleges at Buffalo, New Paltz and Potsdam, etc. All are covered by a single agreement. Our own college, Baruch, is one of the 18 campuses included in CUNY and, while reflected in the campus count, is subsumed under CUNY in the institution count.

TWO YEAR/FOUR YEAR: Those institutions that contain two- and four-year colleges within the same system, such as CUNY, are recorded as four-year institutions. However, the two-year components are tabulated as such under the campus count. For example, Queensborough Community College is shown as a unionized two-year campus, but its collective bargaining agreement status is tabulated as one of the 18 campuses under one institution, CUNY.

"WHO WE COUNT"

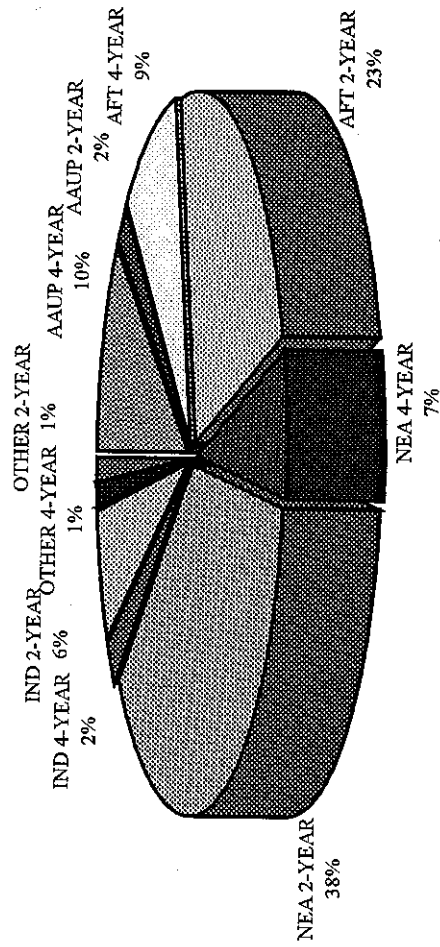
This Directory includes full- and part-time faculty, administrators, chairpersons, and other professional staff bargaining units. Professional staff is defined, but not limited to, librarians, counselors, computer specialists, registrars and related titles. It should be noted that at some institutions, librarians and counselors have faculty status, while at others, they are considered administrators. Excluded from the Directory are academic support staff (non-professional) and health care support staff. We acknowledge the existence of some overlap between groups and will make efforts to refine them in future volumes.

We have included a separate listing of graduate student unions, but we have not included those numbers in our statistics.

TABLE ONE
RECOGNIZED FACULTY BARGAINING AGENTS
PUBLIC AND PRIVATE
1998

UNION	PUBLIC 4-YEAR	PUBLIC 2-YEAR	TOTAL PUBLIC	PRIVATE 4-YEAR	PRIVATE 2-YEAR	TOTAL PRIVATE	TOTAL 4-YEAR	TOTAL 2-YEAR	GRAND TOTALS
AAUP	28	8	36	22	1	23	50	9	59
AFT	29	109	138	20	3	23	49	112	161
NEA	25	193	218	10	4	14	35	197	232
IND	4	28	32	6	1	7	10	29	39
AAUP/AFT	2	1	3	0	0	0	2	1	3
AFT/NEA	2	1	3	0	0	0	2	1	3
AAUP/NEA	0	0	0	0	0	0	0	0	0
AFGE	2	0	2	0	0	0	2	0	2
AFSCME	2	0	2	0	0	0	2	0	2
CWA	0	1	1	1	0	1	1	1	2
OPEIU	0	0	0	1	0	1	1	0	1
SEIU	1	2	3	0	0	0	1	2	3
UAW	0	1	1	0	0	0	0	1	1
OTHERS	4	4	8	0	0	0	4	4	8
TOTALS	99	348	447	60	9	69	159	357	516

TABLE TWO
FACULTY BARGAINING AGENTS IN TWO AND FOUR-YEAR INSTITUTIONS
1998



Dual Affiliations Credited to Both Unions

TABLE THREE
FACULTY COLLECTIVE BARGAINING AGREEMENTS
1998

A. PUBLIC INSTITUTIONS

4/2 YEAR	AAUP		IND	AAUP/ AFT/ AFT		IND	AAUP/ AFGE		AFSCM	CWA	SEIU	UAW	OTHERS	TOTAL
	AFT	NEA		AFT	NEA		AFGE	NEA						
4-YEAR	25	26	23	2	0	0	2	2	0	0	1	0	4	87
2-YEAR	8	107	185	28	1	1	0	0	1	2	2	1	2	336
TOTAL	33	133	208	30	3	1	0	2	2	1	3	1	6	423

B. PRIVATE INSTITUTIONS

4/2 YEAR	AAUP		IND	AAUP/ AFT/ AFT		IND	AAUP/ AFGE		AFSCM	CWA	SEIU	UAW	OTHERS	TOTAL
	AFT	NEA		AFT	NEA		AFGE	NEA						
4-YEAR	22	20	10	5	0	0	0	0	0	1	0	0	0	58
2-YEAR	1	3	3	1	0	0	0	0	0	0	0	0	0	8
TOTAL	23	23	13	6	0	0	0	0	0	1	0	0	0	66

C. SUMMARY OF FACULTY COLLECTIVE BARGAINING AGREEMENTS

4/2 YEAR	AAUP		IND	AAUP/ AFT/ AFT		IND	AAUP/ AFGE		AFSCM	CWA	SEIU	UAW	OTHERS	TOTAL
	AFT	NEA		AFT	NEA		AFGE	NEA						
4-YEAR	47	46	33	7	2	0	0	2	2	1	1	0	4	145
2-YEAR	9	110	188	29	1	1	0	0	0	1	2	1	2	344
TOTAL	56	156	221	36	3	1	0	2	2	2	3	1	6	489

TABLE FOUR
ANALYSIS OF COLLECTIVE BARGAINING AGENTS AND AGREEMENTS
1998

A. RECOGNIZED AGENTS

4/2 YEAR	AAUP		AFT		NEA		IND	AAUP/ AFT/ AFT		AAUP/ AFGE		AFSC		CWA		SEIU		UAW		OTHERS		TOTAL	
	AAUP	AFT	AFT	NEA	NEA	IND		AAUP/ AFT/ AFT	AAUP/ AFGE	AFSC	CWA	SEIU	UAW	OTHERS	AAUP	AFT	NEA	IND	AAUP/ AFT/ AFT	AAUP/ AFGE	AFSC		CWA
4-YEAR	50	49	35	10	2	2	0	2	2	1	1	0	4	158									
2-YEAR	9	112	197	29	1	2	0	0	0	1	2	1	358										
TOTAL	59	161	232	39	3	4	0	2	2	2	3	1	516										

B. COLLECTIVE BARGAINING AGREEMENTS

4/2 YEAR	AAUP		AFT		NEA		IND	AAUP/ AFT/ AFT		AAUP/ AFGE		AFSC		CWA		SEIU		UAW		OTHERS		TOTAL	
	AAUP	AFT	AFT	NEA	NEA	IND		AAUP/ AFT/ AFT	AAUP/ AFGE	AFSC	CWA	SEIU	UAW	OTHERS	AAUP	AFT	NEA	IND	AAUP/ AFT/ AFT	AAUP/ AFGE	AFSC		CWA
4-YEAR	47	46	33	7	2	0	0	2	2	1	1	0	145										
2-YEAR	9	110	188	29	1	1	0	0	0	1	2	1	344										
TOTAL	56	156	221	36	3	1	0	2	2	2	3	1	489										

C. BARGAINING UNITS WITHOUT AGREEMENTS

4/2 YEAR	AAUP		AFT		NEA		IND	AAUP/ AFT/ AFT		AAUP/ AFGE		AFSC		CWA		SEIU		UAW		OTHERS		TOTAL	
	AAUP	AFT	AFT	NEA	NEA	IND		AAUP/ AFT/ AFT	AAUP/ AFGE	AFSC	CWA	SEIU	UAW	OTHERS	AAUP	AFT	NEA	IND	AAUP/ AFT/ AFT	AAUP/ AFGE	AFSC		CWA
4-YEAR	3	3	2	3	0	2	0	0	0	0	0	0	13										
2-YEAR	0	2	9	0	0	1	0	0	0	0	0	0	14										
TOTAL	3	5	11	3	0	3	0	0	0	0	0	0	27										

TABLE FIVE
FACULTY BARGAINING AGENTS AND COLLECTIVE BARGAINING AGREEMENTS, 1974-1997

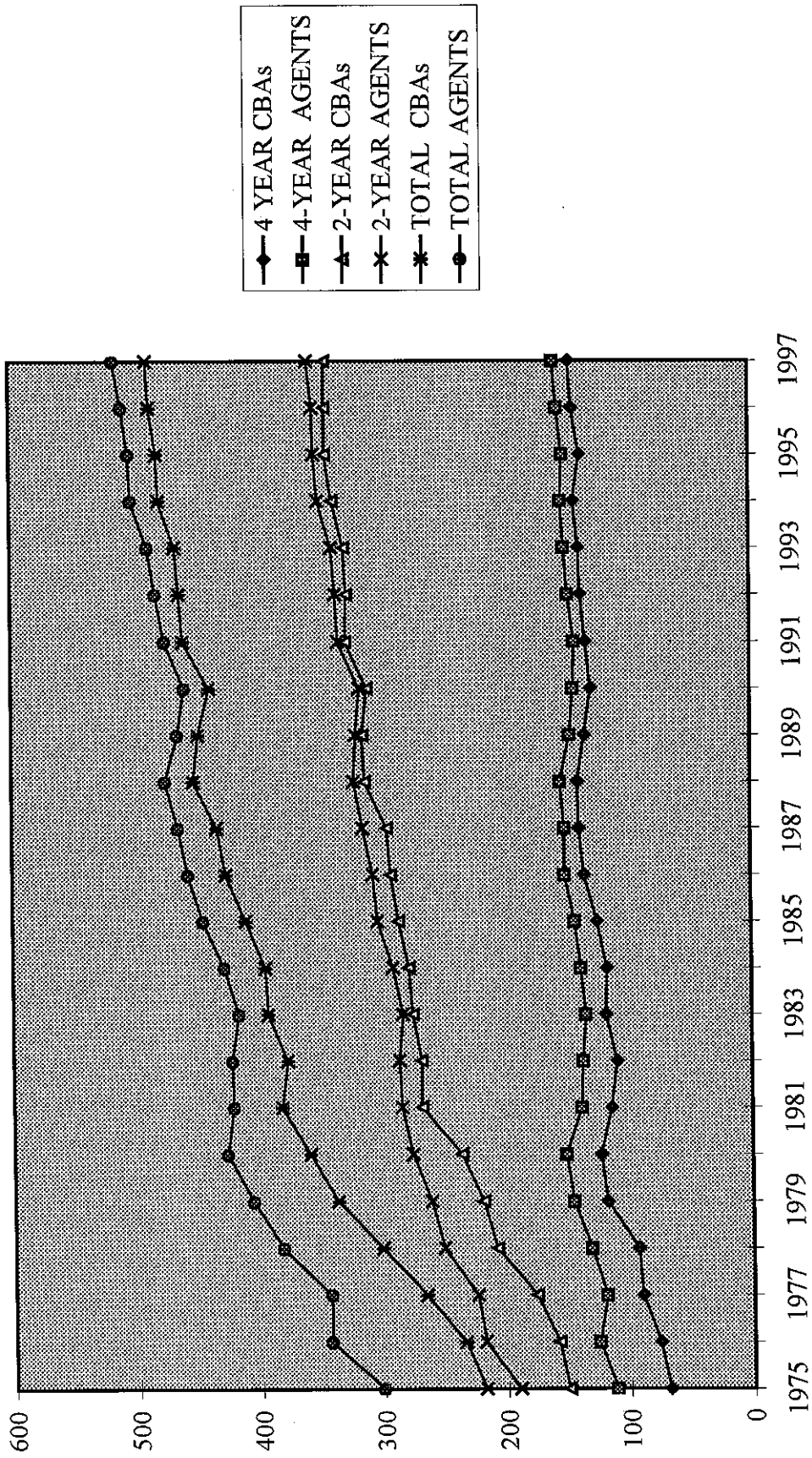


TABLE SIX

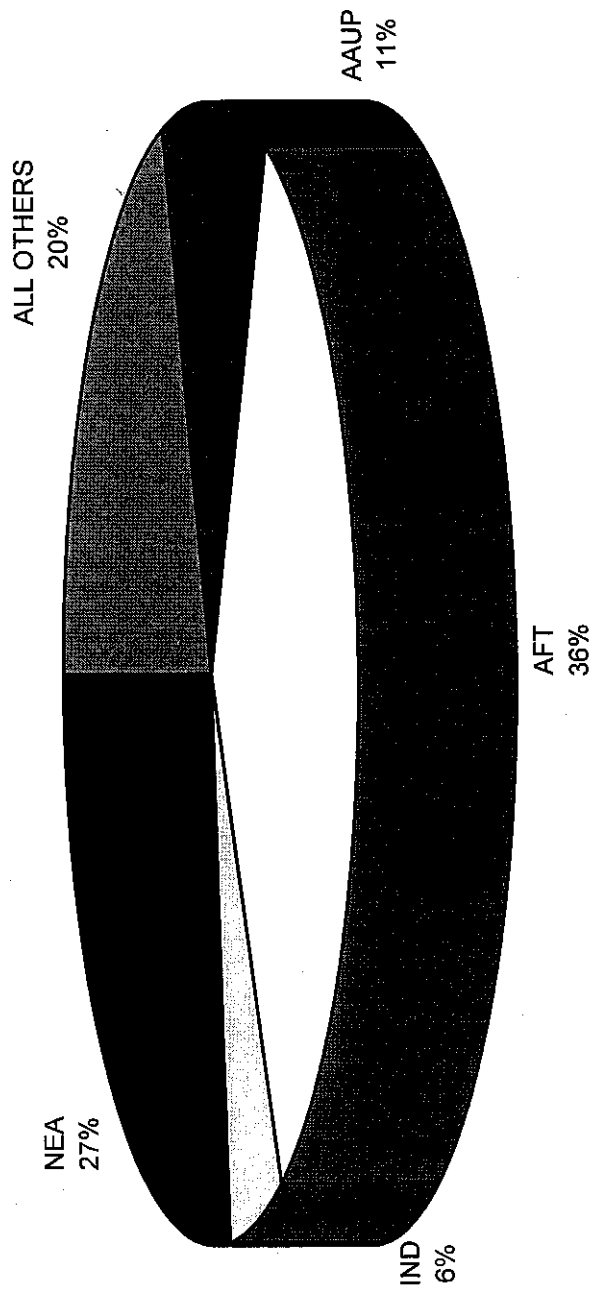
FACULTY BARGAINING AGENTS AND COLLECTIVE BARGAINING AGREEMENTS
IN TWO AND FOUR-YEAR INSTITUTIONS, 1974-1997

	4 YEAR CBAs	4-YEAR AGENTS	2-YEAR CBAs	2-YEAR AGENTS	TOTAL CBAs	TOTAL AGENTS
1974	66	97	145	180	211	277
1975	68	111	150	190	218	301
1976	76	125	158	218	234	343
1977	90	119	176	224	266	343
1978	93	131	208	251	301	382
1979	118	145	219	261	337	406
1980	123	151	236	276	359	427
1981	114	138	268	284	382	422
1982	109	137	268	286	377	423
1983	118	134	275	283	393	417
1984	117	138	278	291	395	429
1985	125	143	286	303	411	446
1986	135	151	292	307	427	458
1987	139	151	295	315	434	466
1988	140	154	313	322	453	476
1989	134	146	315	320	449	466
1990	129	143	311	317	440	460
1991	133	142	328	334	461	476
1992	137	147	327	336	464	483
1993	138	150	329	339	467	489
1994	142	152	338	350	480	502
1995	137	151	344	353	481	504
1996	143	155	344	354	487	509
1997	145	158	344	358	489	516

TABLE SEVEN
FACULTY REPRESENTED BY CERTIFIED BARGAINING AGENTS
1998

UNION	PUBLIC 4 YEAR	PUBLIC 2 YEAR	TOTAL PUBLIC	PRIVATE 4 YEAR	PRIVATE 2 YEAR	TOTAL PRIVATE	TOTAL 4-YEAR	TOTAL 2-YEAR	GRAND TOTALS
AAUP	20387	1876	22263	4914	180	5094	25301	2056	27357
AFT	41439	44726	86165	4057	93	4150	45496	44819	90315
NEA	23837	43261	67098	917	132	1049	24754	43393	68147
IND	1607	13278	14885	310	80	390	1917	13358	15275
AAUP/AFT	1929	130	2059	0	0	0	1929	130	2059
AFT/NEA	724	362	1086	0	0	0	724	362	1086
AAUP/NEA	0	0	0	0	0	0	0	0	0
AFGE	106	0	106	0	0	0	106	0	106
AFSCME	613	0	613	0	0	0	613	0	613
CWA	0	525	525	600	0	600	600	525	1125
SEIU	18400	3944	22344	0	0	0	18400	3944	22344
UAW	0	160	160	0	0	0	0	160	160
OTHERS	19741	7756	27497	0	0	0	19741	7756	27497
TOTALS	128783	116018	244801	10798	485	11283	139581	116503	256084

TABLE EIGHT
FACULTY REPRESENTED BY CERTIFIED BARGAINING AGENTS
1998



Dual Affiliation Membership Status Credited to Both Organizations

Note: In some situations the dual affiliation agreement specifies how many faculty are represented by each union-- these tables do not reflect that fact.

**TABLE NINE
CAMPUSES REPRESENTED BY RECOGNIZED FACULTY
BARGAINING AGENTS-PUBLIC AND PRIVATE
1998**

A. PUBLIC INSTITUTIONS														
4/2 YEAR	AAUP	AFT	NEA	IND	AAUP/		AFT/	AAUP/		AFGE/AFSCME	CWA	SEIU	UAW OTHERS	TOTAL
					AFT	NEA		NEA	NEA					
4-YEAR	76	109	82	7	7	0	2	7	0	22	0	28	342	
2-YEAR	18	216	344	45	3	1	0	0	1	17	1	45	691	
TOTAL	94	325	426	52	10	3	0	2	7	39	1	73	1033	

B. PRIVATE INSTITUTIONS														
4/2 YEAR	AAUP	AFT	NEA	IND	AAUP/		AFT/	AAUP/		AFGE/AFSCME	CWA	SEIU	UAW OTHERS	TOTAL
					AFT	NEA		NEA	NEA					
4-YEAR	28	22	14	7	0	0	0	0	1	0	0	6	78	
2-YEAR	3	4	6	1	0	0	0	0	0	0	0	0	14	
TOTAL	31	26	20	8	0	0	0	0	1	0	0	6	92	

C. SUMMARY														
4/2 YEAR	AAUP	AFT	NEA	IND	AAUP/		AFT/	AAUP/		AFGE/AFSCME	CWA	SEIU	UAW OTHERS	TOTAL
					AFT	NEA		NEA	NEA					
4-YEAR	104	131	96	14	7	0	2	7	1	22	0	34	420	
2-YEAR	21	220	350	46	3	1	0	0	1	17	1	45	705	
TOTAL	125	351	446	60	10	3	0	2	7	39	1	79	1125	

TABLE TEN
GEOGRAPHIC DISTRIBUTION OF UNIONIZED FACULTY
1998

STATE	UNIONIZED FACULTY
ALASKA	1980
ARIZONA	724
CALIFORNIA	67698
COLORADO	77
CONNECTICUT	8527
DELAWARE	1148
DISTRICT OF COLUMBIA	462
FLORIDA	10163
HAWAII	3080
ILLINOIS	7862
IOWA	2113
KANSAS	1684
MAINE	1834
MARYLAND	1092
MASSACHUSETTS	9644
MICHIGAN	10422
MINNESOTA	11041
MISSOURI	560
MONTANA	978
NEBRASKA	2271
NEVADA	103
NEW HAMPSHIRE	1035
NEW JERSEY	12938

TABLE TEN
GEOGRAPHIC DISTRIBUTION OF UNIONIZED FACULTY
1998

STATE	UNIONIZED FACULTY
NEW MEXICO	555
NEW YORK	55040
OHIO	5386
OREGON	5203
PENNSYLVANIA	11748
RHODE ISLAND	1957
SOUTH DAKOTA	1122
VERMONT	451
WASHINGTON	10892
WISCONSIN	6713
GUAM	100

TABLE ELEVEN
BARGAINING AGENTS, BY STATE
1998

STATE	<u>PUBLIC</u>		<u>PRIVATE</u>	
	<u>4-YEAR</u>	<u>2-YEAR</u>	<u>4-YEAR</u>	<u>2-YEAR</u>
Alaska	1	1		
Arizona		2		
California	4	75	5	
Colorado			1	
Connecticut	4	4	2	1
Delaware	2			
District of Columbia	1		1	
Florida	1	8	2	
Hawaii	1			
Illinois	6	40		1
Iowa	1	12		
Kansas	1	15		
Maine	3	1		
Maryland	1	2		
Massachusetts	6	2	6	2
Michigan	11	25	5	
Minnesota	2	3		
Missouri		2	1	
Montana	6	4		
Nebraska	6	8		
Nevada		1		
New Hampshire	2		2	
New Jersey	6	18	3	1
New Mexico		3		
New York	6	33	21	2
Ohio	8	11	3	
Oregon	4	17	1	
Pennsylvania	6	14	4	2
Rhode Island	2	1	4	
South Dakota	1			
Vermont	2			
Washington	3	29		
Wisconsin		17		
Guam	1			
TOTALS	98	348	61	9
(N= 516)				

**TABLE TWELVE
SUMMARY OF DECERTIFICATIONS¹**

<u>Year</u>	<u>Institution</u>	<u>State</u>	<u>2 /4 Year</u>	<u>Unit Size</u>	<u>Agent</u>	<u>Year Agent Elected</u>
1976	*New England College	NH	4		AFT	
1977	*Jamestown College	ND	4		NEA	
1980	Delaware Technical & CC	DE	2	230	NEA	1974
1980(Y) ²	*Catholic University of America (Law School)	DC	Grad.	22	IND	1977
1980 (Y)	*Yeshiva University	NY	4	200	IND	1976
1981 (W)	*Goddard College	VT	4	10	AFT	1975
1981 (Y) (W) ³	*Mount Vernon College	DC	4	25	AAUP	1977
1981 (Y)	*Salem College	WV	4	64	NEA	1979
1981 (W)	Southwestern Michigan College	MI	2	35	NEA	1969
1981 (Y)	*University of Albuquerque	NM	4		AFT	1982
1982 (Y) (W)	*Ashland College	OH	4	82	AAUP	1972
1982 (Y) (W)	*Daemen College	NY	4	80	AAUP	1979
1982 (Y) (W)	*Drury College	MO	4	60	AAUP	1979
1982 (Y)	*College of Osteopathic Medicine & Surgery	IA	4	65	AFT	1975
1982 (Y)	*Ithaca College	NY	4		AFT	1978
1982 (Y)	*Stevens Institute of Tech.	NJ	4	109	AAUP	1976
1982 (Y)	*Thiel College	PA	4	63	AAUP	
1982 (Y)	*Wagner College	NY	4	105	AFT	1979
1983 (Y)	*Ohio Northern University	OH	4	145	NEA	1979
1983 (Y)	*Seton Hall University	NJ	4	350	AFT	1982
1983 (Y)	*Stephens College	MO	4	120	AFT	1979
1983 (Y)	*University of New Haven	CT	4	130	AFT	1979
1984 (Y)	*Boston University	MA	4	860	AAUP	1975
1984 (Y)	*Polytechnic Institute of NY	NY	4	220	AAUP	1971
1985 (Y)	*Lewis University	IL	4	97	IND	1975
1985 (W)	*Cottey College	MO	2	30	AFT	1976
1987	*U. of Dubuque Seminary	IA	2	13	NEA	1973
1987 (Y)	*Fairleigh Dickinson University	NJ	2 & 4	495	AAUP	1974
1987 (W)	Rutgers University (part-time)	NJ	4	80	IND	1978
1987	Lansing C.C. (Admin. Assn.)	MI	2	60	IND	1977
1988 (Y)	*University of Dubuque	IA	4	60	NEA	1973
1989	Florida Memorial College	FL	4	40	UFF/NEA	1976
1989 (Y) (W)	*Marymount University	VA	4	51	AAUP	1989

¹ For purposes of this listing, decertifications are defined as those instances in which a bargaining agent election is lost by the certified agent to "No-Agent," or when the NLRB or appropriate state agency determines that the certified agent is no longer "representative." Those instances in which the certified agent was challenged by a competing organization and subsequently lost its certificate are not considered technical decertifications and are listed under "Change in Agent Status."

² Y--Results of Yeshiva litigation.

³ W--Union voluntarily withdrew its certification.

TABLE THIRTEEN
ROSTER OF INSTITUTIONS AFFECTED BY THE YESHIVA DECISION

<u>Institution</u>	<u>State</u>	<u>Unit</u> <u>Size</u>	<u>Agent</u>	<u>Status</u> ¹	<u>Year Agent</u> <u>Elected</u>
Adrian College	MI	56	NEA	NM	1975
American International College	MA	~	AAUP	M	~
American University (English Language Institute)	DC	37	ELIFA	NM	1982
Ashland College	OH	82	AAUP	D, W	1972
Boston University	MA	860	AAUP	D, M	1975
Bradford College	MA	29	IBT	NM, NA	1982
Catholic University of America (Law School)	DC	22	IND	D, M	1977
College of Osteopathic Medicine	IA	65	AFT	D, M	1976
College of Saint Rose	NY	~	NEA	M	~
College of Saint Theresa	MN	~	IND	W	~
Cooper Union	NY	55	AFT	NM	1974
Daemen College	NY	80	AAUP	D, W	1979
Dean Academy & Junior College	MA	~	AFT	M	~
Drury College	MO	60	AAUP	D, W	1979
Duquesne University Law School	PA	26	IND	M	~
Fairleigh Dickinson University	NJ	495	AAUP	D, M	1974
Florida Memorial College	FL	40	UFF/NEA	NM	1979
Ithaca College	NY	~	AFT	D, M	1978
Kendall School of Design	MI	50	NEA	NM	1974
Lewis & Clark College	OR	75	AAUP	NM, AP	1979
Lewis University	IL	97	IND	D, M	1975
Livingston College	NC	77	AFT	M	~
Long Island University-Brooklyn	NY	250	AFT	W	1976
Long Island University-C.W. Post	NY	350	AFT	W	1976
Long Island University-Pharmacy	NY	25	AAUP	W	1978
Long Island University-Southampto	NY	72	AFT	W	1976
Loretto Heights College	CO	100	NEA	(Closed 1	1972
Marymount University	VA	51	NEA	NM	1975
			AAUP	W	
Milton College	WI	35	AFT	losed 198	1979
Montefiore Hospital/Med. Center	NY	~	NYSFPD	NA, W	~
Mount Allison University	CAN	122	CAUT	NM	1982
Mount Vernon College	DC	25	AAUP	D, W	1977
Nasson College	ME	30	AFT	losed 198	1977
New York Medical College	NY	~	AFT	NM, NA	~
Ohio Northern University	OH	145	NEA	D, M	1979
Parsons School of Design	NY	~	AFT	NM, NA	~
Polytechnic Institute of NY	NY	220	AAUP	D, M	1971

TABLE THIRTEEN
ROSTER OF INSTITUTIONS AFFECTED BY THE YESHIVA DECISION

<u>Institution</u>	<u>State</u>	<u>Unit</u>		<u>Agent</u>	<u>Status¹</u>	<u>Year Agent</u>
		<u>Size</u>				<u>Elected</u>
Pratt Institute	NY	470		AFT	NM	1971
Puerto Rico Junior College	PR	~		IND	NM	1975
Rio Grande College	OH	76		IND	W	1976
Saint Joseph College	ME	27		NEA	NM, AP	~
Salem College	WV	64		NEA	D, M	1979
Seattle University	WA	~		AAUP	W	~
Seton Hall University	NJ	350		AFT	D, M	1982
Simon's Rock of Bard College	MA	27		AAUP	W	1980
Southern Oregon State College	OR	193		IND	NM	1973
Stephens College	MO	120		AFT	D, M	1979
Stephens Institute/Academy of Art College	CA	~		IND	NM	1976
Stevens Institute of Technology	NJ	109		AAUP	D, M	1976
St. Thomas University	FL	43		UFF/NEA	NM, NA	1990
Thiel College	PA	63		AAUP	D, M	~
University of Alaska	AK	~		NEA ²		1982
University of Albuquerque	NM	92		AFT	D, M	~
Univ. Central De Bayamon	PR	~		UPU	NM	~
University of Dubuque	IA	46		NEA	D, M	1973
University of New Haven	CT	130		AFT	D, M	1976
University of Pittsburgh	PA	1250		AAUP/AFT	M, AP	~
Villanova University	PA	~		AAUP	W	~
Wagner College	NY	105		AFT	D, M	1979
Wichita State University	KS	~		KEA ³		~
Wilberforce University	OH	49		AAUP	NM	1979
Wordsworth Academy	PA	~		AFT	NM	~
Yeshiva University	NY	200		IND	D, M	1976

¹ STATUS: AP=Appeal Pending
D=Decertified
M=Managerial
NA= "No Agent" Elected
NM=Nonmanagerial
W=Agent Withdrew, Voluntary Resolution

² Public sector claim. ALRA held Yeshiva not applicable to the University of Alaska and further "...that if the faculty were to be considered managers...they would be entitled to a manager's unit or similarly designated unit." See Case no. UA-80-2 (1981).

³ Public sector claim. Kansas PERB held Yeshiva not applicable and found faculty at Wichita State University nonmanagerial. PERB ordered the designation of an appropriate bargaining unit as recommended by the hearing officer. See Case no. 75-UD-01-1980 (Kansas PERB (1981)).

**TABLE FOURTEEN
COLLEGE CLOSINGS¹**

<u>Institution</u>	<u>State</u>	<u>Agent</u>	<u>Unit Size</u>	<u>2/4 Year</u>	<u>Closing Date</u>
*Antioch School of Law ²	DC	AFT	16	3	1988
*Central YMCA CC	IL	AFT	80	2	1983
*Colorado Women's College	CO	AAUP	42	4	1982
*Detroit Institute of Technology	MI	NEA	34	4	1981
*Loretto Heights College	CO	NEA	80	4	1988
*Milton College	WI	AFT	35	4	1982
*Nasson College	ME	AFT	30	4	1983
*National College of Business ³	SD	NEA	40	4	1990
Shaw College at Detroit ⁴	MI	NEA	37	4	1983
Springfield Campus--University of South Dakota	SD	NEA	~	4	1984
Waseca Campus--University of Minnesota	MN	NEA ⁵	2	4	1992
Metropolitan Community College of East St. Louis	IL	AFT	31	2	1999

¹ Institution previously cited in the Directory as having negotiated collective bargaining agreement.

² Antioch School of Law was subsumed by University of the District of Columbia Law School.

³ Institution sold; currently known as National College. Collective bargaining agreement no longer in effect.

⁴ U.S. Bankruptcy Court judge orders permanent closing of institution. (March 1984)

⁵ The NEA is still the bargaining agent for the University of Minnesota.

TABLE FIFTEEN
STATUS OF PUBLIC SECTOR COLLECTIVE BARGAINING LEGISLATION¹

<u>State</u>	<u>Date of Legislation or Amendment</u>
Alabama	1973 (meet and confer)
Alaska	1972
Arizona	Governing Boards ²
California	1975 (2 year); 1978 (4 year)
Connecticut	1975
Delaware	1970
District of Columbia	1978 ³
Florida	1974
Hawaii	1970 (amend. 1975)
Illinois	1983
Indiana	1990 (Executive Order)
Iowa	1974
Kansas	1970 (2 year) (amend. 1974)
Maine	1974 (2 year voc/tech); (amend. 1975); 1975 (all other)
Maryland	Governing Boards
Massachusetts	1974
Michigan	1973 (amend. 1976)
Minnesota	1971 (amend. 1976, 1980)
Missouri	1967
Montana	1973 (amend. 1975)
Nebraska	1972
Nevada	Governing Boards
New Hampshire	1975
New Jersey	1974 (amend.)
New Mexico	1992 (legislation), 1973 (Executive Order)
New York	1967
Ohio	1983
Oregon	1963 (2 year) (amen. 1975)
Pennsylvania	1970
Rhode Island	1958 (amend. 1973)
South Dakota	1969 (amend. 1974)
Vermont	1972 (amend. 1975)
Washington	1973 (2 year); 1987 (2 year) ⁴
Wisconsin	1966 (2 year) (amend. 1974); 1985 (T.A.'s)

¹ Public institutions only. In the absence of enabling legislation, the parties are free to voluntarily negotiate a collective bargaining agreement; however, they do so without the protection of a statute. Authority to engage in collective bargaining in private institutions has existed since 1970 under the National Labor Relations Act, P.L. 198, 74th Congress, (1935).

² No state enabling legislation. Governing Boards enacted policy enabling faculty collective bargaining.

³ Prior to 1978, Governing Boards policy permitted collective bargaining.

⁴ The 1973 legislation was a "meet and confer" ruling. The 1987 bill authorizes collective bargaining.

**TABLE SIXTEEN
MERGED BARGAINING AGENTS**

<u>Institution</u>	<u>State</u>	<u>Bargaining Agent</u>	<u>4/2 Year</u>	<u>Unit Size</u>
California State University System	California	AAUP/NEA	4	18400
Belleville Area College	Illinois	AAUP/AFT	2	130
Minnesota Technical Colleges	Minnesota	AFT/NEA	2	1948
Montana State University-Billings	Montana	AAUP/AFT	4	199
Central Washington University	Washington	AFT/NEA	4 4	320
Eastern Washington University	Washington	AFT/NEA	4	404
Green River Community College	Washington	AFT/NEA	2	362
University of Alaska	Alaska	AAUP/AFT	4	1730

TABLE SEVENTEEN
OTHER NATIONAL UNIONS REPRESENTING FACULTY¹

<u>Institution</u>	<u>State</u>	<u>Bargaining Agent</u>	<u>4/2 Year</u>	<u>Unit Size</u>
Butte College	California	CWA	2	525
Claremont College	California	OPEIU	4	0
College of the Sequoias	California	CWA	2	362
Connecticut Community Technical College System (administrators)	Connecticut	SEIU	2	1020
Connecticut Community Technical College System (community college faculty)	Connecticut	SEIU	2	2924
Connecticut State University System	Connecticut	AFSCME	4	358
US Coast Guard Academy	Connecticut	AFGE	4	15
Black Hawk College	Illinois	UAW	2	160
Long Island University	New York	CWA	4	600
US Merchant Marine Academy	New York	AFGE	4	91
California State University System	California	SEIU	4	18400
Nebraska State College	Nebraska	AFSCME	4	255

¹ National unions which represent faculty for purposes of collective bargaining other than the AAUP, AFT, and NEA.

TABLE EIGHTEEN
BARGAINING AGENTS CITED IN THIS DIRECTORY

AAUP	American Association of University Professors
ACA	Association of College Administrators
ACCF	Associated Community College Faculties
ACE	Association of Certified Educators
ACPU	Association Canadienne des Professeurs d' Universite
AEA	Arizona Education Association
AFA	Adjunct Faculty Association
AFGE	American Federation of Government Employees
AFSCME	American Federation of State, County and Municipal Employees
AFT	American Federation of Teachers
AGSE, UAW	Association of Graduate Student Employees, United Auto Workers, Local 2165, University of California, Berkeley
AHE	Association for Higher Education
APA	Association of Professional Administrators
APSCUF	Association of Pennsylvania State College and University Faculties
CAUT	Canadian Association of University Teachers
CCA	Community College Association
CCCC	Congress of Connecticut Community Colleges
CCCEA	Central Community College Education Association
CCCTU	Cook County College Teachers Union
CEQ	Centrale de l' Enseignement du Quebec
CFA	California Faculty Association
CFT	California Federation of Teachers
CLPFA	Chabot-Las Positas Faculty Association
CNA	California Nurses Association
CSEA	California State Employees Association
CSN	Confederation des Syndicats Nationaux
CTA	California Teachers Association
CWA	Communication Workers of America
ECCFF	Edison Community College Faculty Federation
ELIFA	English Language Institute Faculty Association
FAC	Florida Academic Congress
FAPUQ	Federation des Associations des Professeurs des Universities du Quebec
FBC	Faculty Bargaining Council (Finger Lakes Community College)

FQPPU	Federation Quebecoise des Professeuses et Professeurs d'Universite
FSCAPE	Fort Scott College Association of Professional Employees
FTP	Florida Teaching Profession
FUSA	Faculty United Service Association
GEO, UAW	Graduate Employees Organization, United Autoworkers
GFT	Guam Federation of Teachers
GSEU	Graduate Student Employees Union
IBT	International Brotherhood of Teamsters
IEA	Illinois Education Association
IFO	Inter-Faculty Organization
IFT	Illinois Federation of Teachers
IND	Independent
KEA	Kansas Education Association
LCCFAHE	Lower Columbia College Faculty Association of Higher Education
MCCC	Massachusetts Community College Council
MCCFA	Minnesota Community College Faculty Association
MEA	Michigan Education Association
MEA	Minnesota Education Association
MFT	Michigan Federation of Teachers
MGEA	Manitoba Government Employees Association
MSEA	Maine State Employees Association
MSP	Massachusetts Society of Professors
MTA	Maine Teachers Association
MTA	Massachusetts Teachers Association
NCCFT	Nassau Community College Federation of Teachers
NEA	National Education Association
NJEA	New Jersey Educational Association
NSEA	Nebraska State Education Association
NYEA	New York Educator's Association
NYS Fed. Phy.Dent.	New York State Federation of Physicians and Dentists
NYSUT	New York State United Teachers
OEA	Ohio Education Association
OEA	Oregon Education Association
OFT	Oregon Federation of Teachers
OPAP	Organization of Professional Administration Personnel
OPEIU	Office of Professional Employees International Union
OPSEU	Ontario Public Service Employees Union
PAE	Parkland Association of Educators

PaFT	Pennsylvania Federation of Teachers
PCCEA	Pima Community College Education Association
PCFA	Post College Faculty Association
PSC	Professional Staff Congress
PSEA	Pennsylvania State Education Association
SCEA	State Colleges Education Association (Nebraska)
SCFA	Santa Cruz Faculty Association
SEIU	Service Employees' International Union
SFAIFU	San Francisco Art Institute Faculty Union
SPSE	Society of Professional Scientists and Engineers
SRFBC	Simon's Rock Faculty Bargaining Council
TAA	Teaching Assistants Association
TAUP	Temple Association of University Professors
UAPD	Union of American Physicians and Dentists
UCCFF	United Community College Faculty of Florida
UEA	University Education Association
UFF	United Faculty of Florida
UFL	University Federation of Librarians
UHPA	United Hawaii Professional Assembly
UPC	United Professors of California
UPI	University Professionals of Illinois
UPU	Union De Profesores Universitarios
UUP	United University Professions
WEA	Washington Education Association
WEA	Wisconsin Education Association
WFT	Wisconsin Federation of Teachers
YCFA	Yuba College Faculty Association
1199	National Union of Hospital and Health Care Employees, AFL-CIO

"NO-AGENT" VOTES

1971-1997

**"NO-AGENT" VOTES
1971 - 1997**

State	Institution	Agent Defeated	Year	2/4
ALASKA	University of Alaska	NEA	1982	4
CALIFORNIA	*California Institute of Arts	AFT	1975-	4
	Cerritos Community College	AFT,NEA	1994	2
	Coachella Valley Comm. College	CTA/NEA	1978, 1979	2
	College of the Desert**		2	
	Imperial Valley College**	CTA/NEA	1980	2
	Mendocino College	Ind.	1988	2
	No. Orange Co. Comm. College**	CTA/NEA	1978	2
	Pasadena City College**	CTA/NEA	1977	2
	Univ. of Calif.-Berkeley	AAUP	1980	4
	-Professional Scientist & Engineers of the Lawrence Livermore National Labs. -Researchers -UCLA	SPSE/CSEA AFT Ind.	1983 1986 1981	4 4 4
	*Univ. of San Francisco College of Professional Studies	AFT	1983	4
COLORADO	Univ. of Colorado** -Boulder	AAUP/AFT	1975- 1980	4 4
CONNECTICUT	Connecticut Technical College (Part-time Faculty) *Wesleyan University	AFT AAUP	1988 1979	2 4
DISTRICT OF COLUMBIA	*Catholic Univ. of America Law School	Ind.	1979	4

Agent Defeated

Year

Institution

State

"NO-AGENT" VOTES (Cont.)

FLORIDA

Central Florida Comm. Coll.	NEA	1977	2
	UFF/NEA	1988	2
Florida Junior College	AFT	1975	2
Florida Keys Comm. Coll.	Ind.	1989	2
*Jacksonville University	AAUP	1975-	4
Miami Dade Junior Coll.	AFT	1975	2
	AFT	1984	2
	NEA	1975	2
Okaloosa-Walton Junior Coll.			
Pensacola Junior College	UFF/AFT	1979	2
(Full- & Part-time)	UFF/NEA	1989	2
Polk Community College	NEA	1976	2
Santa Fe Comm. College	NEA	1977	2
St. Petersburg Junior Coll.	NEA	1990	2
St. Thomas Univ.		1980	4
Univ. of Florida-Gainesville**			
Univ. of Florida Institute of			
Food & Agric. Science	Ind.	1976	4
*Univ. of Miami-Coral Gables	AAUP	1974	4

ILLINOIS

*College of St. Francis	AFT	1975-	4
Illinois State Univ.	AAUP, AFT, NEA	1986, 1990	4
Northern Ill. University	AAUP, UPI	1986	4
	AFT	1993	4
	NEA, AFT/AAUP	1988	4
Southern Ill. Univ.-Carbondale			
Southern Ill. Univ.-Carbondale	NEA, AFT	1988	4
(Admin. Professional Staff)	NEA, AFT/AAUP	1988, 1991	4
Southern Ill. Univ.-Edwardsville			
Southern Ill. Univ.-Edwardsville	NEA, AFT/AAUP	1988	4
(Dental School)	NEA, AFT	1976	2
Wm. Rainey Harper College**			

State	Institution	Agent Defeated	Year	2/4
"NO-AGENT" VOTES (Cont.)				
INDIANA	*Butler University	NEA	1977	4
	*University of Evansville	NEA	1979	4
KANSAS	University of Kansas	NEA, AAUP	1987	4
MAINE	Maine Maritime Academy	AFT	1985	4
	*Ricker College	AFT	1975-	4
MASSACHUSETTS	*Anna Maria College	AAUP	1978	4
	*Bradford College	IBT	1982	2
	*Dean Junior College	AFT	1975-	2
	Holyoke Community College**	NEA	1971	2
	(subsequently affiliated with NEA under statewide system)			
	*Lasell Junior College	AFT	1976	2
	Mass. Maritime Academy	AFT, NEA	1975	4
	*Merrimack College	NEA	1976	4
	*New England Conservatory of Music	AAUP	1975	4
	*Northeastern University	AAUP, NEA	1975	4
MICHIGAN	Quinsigamond Comm. College**	AFT	1975-	2
	Springfield Tech. Community College**	AFT	1975-	2
	*Albion College	AAUP, NEA	1975-	4
American Inst. of Technology	AAUP	1980	4	
Grand Valley State Colleges	NEA	1974	4	
	NEA	1977	4	
	NEA	1980	4	
	NEA	1982	4	

State	Institution	Agent Defeated	Year	2/4
"NO-AGENT" VOTES (Cont.)				
	*Lawrence Inst. of Technology	NEA	1988	4
	Michigan State University	AAUP	1975-	4
		AAUP,NEA	1972	4
		AAUP,NEA	1978	4
		AAUP,NEA	1982	4
MICHIGAN	Michigan Tech. College	AFT,NEA	1993	4
	Northern Michigan Univ.**	NEA	1975	4
	*University of Detroit**	AAUP	1975-	4
		NEA	1975-	4
MINNESOTA	*Hamline University	AAUP	1975	4
	*Saint Theresa's College	AAUP	1980	4
	University of Minnesota			
	-Faculty**	AAUP	1978	4
	-Law School (Duluth & Twin Cities Campus)		1980	4
	-Health Science (Duluth & Twin Cities Campus)		1980	4
	-Crookston Campus-Faculty		1980	4
	-Minneapolis-St. Paul	NEA,AAUP	1981	4
	-Teaching Assistants	AFT	1975	4
MISSOURI	*Cottey College	AFT	1985	4
	*Stephens College**	AFT,AAUP	1978	4
MONTANA	Montana State University	AAUP	1978	4
		AFT	1989	4
	Montana Technical Faculty	AFT	1996	2
	University of Montana**	AAUP,AFT	1975	4

State	Institution	Agent Defeated	Year	2/4
"NO-AGENT" VOTES (Cont.)				
NEBRASKA	Univ. of Nebraska College of Dentistry	Ind.	1975	4
	Univ. of Nebraska-Lincoln	AAUP	1976	4
NEW HAMPSHIRE	*Nathaniel Hawthorne College	AFT	1975	4
	Univ. System of New Hampshire -Durham Campus -Plymouth Campus	AAUP,NEA AAUP,NEA	1977 1977	4 4
NEW JERSEY	*Centenary Coll. for Women	AAUP	1977	4
	Somerset Co. Coll.-Adjunct Unit	AFT	1982	2
NEW YORK	Corning Comm. College	AFT	1976	2
	*Fordham University	AAUP	1975-	4
		AAUP	1975-	4
	*Ithaca College**	AAUP,AFT	1975-	4
	*Manhattan College	AAUP	1971	4
	*Montefiore Medical Center	NYS Fed Phy/Dent	1982	4
	*New York Medical College	NYS Fed Phy/Dent	1982	4
	*New York University	AAUP,AFT	1975-	4
		AFT	1975-	4
		AFT	1975	4
		AAUP	1978	4
		AFT	1987	4
	AFT	1985	2	
	AAUP	1975	4	
	NEA	1975-	4	
	AFT	1976	4	
	AAUP	1975-	4	
	AFT	1975-	2	
NORTH CAROLINA	*Barber-Scotia College	NEA	1979	4

Agent Defeated

Institution

State

Year

"NO-AGENT" VOTES (Cont.)

OHIO

*Antioch College	AAUP, AFT	1975-	4
*Baldwin-Wallace College	AAUP	1975-	4
Bowling Green St. Univ.	Ind.	1979	4
Loraine Co. Community College	AFT	1993	2
Miami University	Ind./AAUP	1989	4
*Oberlin College	Ind.	1974	4
Ohio University	AAUP, NEA	1976	4
University of Toledo	AAUP, AFT	1975-	4
Eastern Oregon St. Coll.		1975	4
Oregon Coll. of Education	AAUP, AFT	1975-	4
Oregon Inst. of Technology	Ind.	1975	4
Oregon State University	AAUP, AFT	1977	4

OREGON

Treasure Valley Comm. Coll.**	NEA	1977	2
Umpqua Community College	NEA	1975-	2
	NEA	1983	2
University of Oregon	AAUP, AFT	1977	4

PENNSYLVANIA

Butler Co. Comm. Coll.**	NEA, Ind.	1976	2
*King's College	AFT, NEA	1975-	4
Pennsylvania St. Univ.	AAUP, NEA	1977	4
*Philadelphia Coll. of Art	AFT	1975-	4
*Point Park College	AAUP	1974	4
*Seton Hill College	NEA	1975-	4
Univ. of Pittsburgh**	AFT, AAUP/AFT	1977, 1991	4
Univ. of Pittsburgh Health Professional Schools	AAUP, NEA	1975	4
Univ. of Pittsburgh Law School	Ind.	1975	4

State	Institution	Agent Defeated	Year	2/4
	Univ. of Pittsburgh- Provost Unit	AAUP, AFT, NEA	1976	4
	*Villanova University	AAUP	1975-	4
	*Waynesburg College	NEA	1976	4
	*Wilson College	PSEA/NEA	1977	4
RHODE ISLAND	*Rhode Island School of Design**	AFT	1975-	4
TENNESSEE	*Tusculum College	AFT	1972	4
VERMONT	Comm. College of Vermont University of Vermont	AFT	1985	2
		AFT, AAUP, NEA	1976	4
VIRGINIA	*Randolph-Macon College	AAUP	1973	4
WASHINGTON	*Seattle University	AAUP	1975-	4
WISCONSIN	*Northland College**	AFT	1972	4

For purposes of this Directory, "No-Agent" Votes are defined as elections in which faculty chose not to be represented by a certified collective bargaining agent.

*Denotes private institution.

**Institutions in which faculty initially voted "No-Agent" and then subsequently elected to be represented.

1975- Information on "No-Agent" votes conducted prior to 1975 is not readily available, thus for those institutions the year "1975", followed by a dash (-) is used.

**INDEX OF UNITED STATES AND CANADIAN
INSTITUTIONS CITED IN
1998 DIRECTORY**

INDEX

Institution	Page No.
Acadia University-Nova Scotia	117
Adelphi University	48, 102
Adirondack Community College	48
Adrian College	33, 146
Albany State University-SUNY	56
Albert Lea Campus-Riverland Comm.Col.-Minn. Consol. Cols.	40
Albion College	158
Albuquerque Technical Vocational Institute	47
Alexandria Technical College-Minn. Tech. Cols.	38
Alfred College of Technology-SUNY	55
Algoma University College-Ontario	118
Algonquin Community College-Ontario	118
Allegheny Campus-Comm. Col. of Allegheny County	63
Allen County Comm. Col.	28, 129
Allied Health Center Campus-Broward Community College	18
Alpena Community College	33
Ambler Campus-Temple University	65
American Institute of Technology	158
American International College	146
American River College-Los Rios Comm. Col. Sys.	9, 88
American University	18, 94, 146
American University English Language Institute	146
Amherst Campus-Univ. of Massachusetts	33, 112
Ankeny Campus-Des Moines Area Comm. Col.	26
Ann Arbor-University of Michigan	113
Anna Maria College	158
Anoka-Hennepin Tech. Col.-Minn. Tech. Cols.	38
Anoka-Ramsey Community College-Minnesota Comm. Col. Sys.	38
Antelope Valley College	4, 85
Antigo Campus-N. Central Tech. Coll.	74
Antioch College-Ohio	161
Antioch College School of Law-Washington, D.C.	148
Arrowhead/Northeast Service Cntr.-Minn. Comm. Cols.	38
Ashland Campus-Wisconsin Indianhead Tech. Col.	75
Ashland College-Ohio	145, 146
Ashtabula Regional Campus-Kent State University	59
Asnuntuck Comm. Col.-Conn. Comm. & Tech. Col. Sys.	16, 94
Atlantic Community College	44
Auburn Hills Campus-Oakland Comm. Col.	36
Augustana University-Alberta	116
Austin Campus-Ridgewater Col.-Minn. Consolidated Cols.	40
Austin Campus-Riverland Comm.Col.-Minn. Consolidated Cols.	40

INDEX (Cont.)

Institution	Page No.
Baker College of Flint	33
Bakersfield-California State College-CSU	4
Bakersfield College-Kern Comm. Col. District	8, 88
Baldwin-Wallace College	161
Baltimore City Community College	30
Bank Street College	48
Barber-Scotia College	160
Bard College	48
Barstow Community College	4,85
Baruch College-CUNY	49, 102
Bates Technical College	68, 106
Battle Creek Campus-Western Michigan Univ.	37
Bay de Noc Community College	33
Beatrice Campus-Southeast Comm. Col.	43
Beaver Dam Campus-Moraine Park Tech. Inst.	74
Becker College	31
Belleville Area College	21, 47, 150
Belleville Campus-Belleville Area Col.	21
Bellevue Community College	68, 107
Bellingham Technical College	68, 107
Bemidji Campus-Northwest Tech.-Minn. Tech. Cols.	38
Bemidji State University-Minnesota St. Univs.	40
Benton Harbor Campus-Western Michigan Univ.	37
Bergen Community College	44
Berkeley Campus-University of California	14
Berklee College of Music	31, 97
Berkshire Community College-Massachusetts C. C. Sys.	31, 97
Big Bend Community College	68
Binghamton State University-SUNY	56
Bishop's University-Quebec	121
Black Hawk College	21, 151
Black Hills State Univ.-South Dakota Bd. of Reg. Sys.	67
Blackhawk Technical College	72
Bloomfield College	44
Bloomsburg University of Pennsylvania	64
Blue Mountain Community College	60
Boone Campus-Des Moines Area Comm. Col.	26
Borough of Manhattan Community College-CUNY	49, 102
Boston Campus-Univ. of Massachusetts	33
Boston Campus-Wentworth Institute of Technology	33
Boston University	145, 146
Bowling Green State University	161
Boyce Campus-Comm. Col. of Allegheny County	63

INDEX (Cont.)

Institution	Page No.
Bradford College	146, 158
Branch Campus-Carl Sandberg College	22
Brandon Learning Center-Hillsborough Comm. Col.	19
Brandon University-Manitoba	116
Brevard Community College	18
Bridgewater State College-Mass. State Colleges	32, 98
Bristol Campus-Roger Williams University	67, 106
Bristol Community College-Massachusetts C. C. Sys.	31, 98
Brock University-Ontario	118
Brockport State College-SUNY	56
Bronx Community College-CUNY	49, 102
Brookdale Community College	44
Brooklyn College-CUNY	49, 102
Brooklyn Health Science Center-SUNY	56
Brooklyn Park Campus-Hennepin Tech. Col.-Minn. Tech. Cols.	38
Brooklyn-Pratt Institute	54, 104
Broome Community College	48, 102
Broward Community College	18
Bryant College	66, 106
Bucks County Community College	62, 105, 129
Buffalo State College-SUNY	56
Buffalo State University-SUNY	56
Bunker Hill Comm. Col.-Massachusetts C. C. Sys.	31, 98
Burlington County College	44
Bushnell Carthage Extension Cntr.-Carl Sanburg Col.	22
Butler County Community College-Kansas	28
Butler County Community College-Pennsylvania	62, 161
Butler University	158
Butte College	4, 85, 151
Cabrillo College	4, 85
California Institute of the Arts	156
California Polytechnic St. Univ.-Calif. State Univ.	4
California Maritime Academy-Calif. State Univ.	4
California State University System	4, 150, 151
California University of Pennsylvania	64
Calmar Campus-Northeast Iowa Community College	27, 96
Cambrian Community College-Ontario	118
Cambridge Campus-Anoka-Ramsey C. C.-Minn. C. C.'s	38
Camden Campus-Rutgers State University of N.J.	46, 101, 113
Camden County College	44
Canada College-San Mateo County C. C. District	12, 91
Canadian Military College	123
Canadore Community College-Ontario	118

INDEX (Cont.)

Institution	Page No.
Canby Campus-West Comm. & Tech. Col.-Minn. Tech. Cols.	39
Canton Agricultural & Technical College-SUNY	55
Cape Cod Community College-Massachusetts C. C. Sys.	31, 98
Capital Comm.-Tech. Col.-Conn. Comm. & Tech. Col. Sys.	16, 94
Carl Sandburg College	21
Carleton University-Ontario	118
Carroll Campus-Des Moines Area Comm. Col.	26
Cascade Campus-Portland Comm. Col.	61, 105
Castleton State College-Vermont State Colleges	68, 106
Catholic University of America Law School	145, 146, 156
Cattaraugus County Campus-Jamestown Comm. Col.	52
Cayuga County Community College	48
Cedar Rapids Campus-Kirkwood Community College	27
Centenary College for Women	160
Centennial Community College-Ontario	119
Center Campus-Macomb County Comm. Col.	35
Centers in Sidney & Alliance-Western Nebraska C. C.	43
Central Campus-Broward Comm. Col.	18
Central Campus-Palm Beach Comm. Col.	20
Central Campus-Seattle Comm. Col. District VI	71, 108
Central Campus-Southern State Comm. Col.	59
Central Community College	42
Central Connecticut State Univ.-Conn. State Univ. Sys.	17
Central Florida Community College	156
Central Islip Campus-New York Institute of Technology	53
Central Lakes College-Minn. Consolidated Cols.	39
Central Maine Technical College-Maine Tech. Col. Sys.	29
Central Michigan University	33
Central Ohio Technical College	58
Central Oregon Community College	60, 105
Central State University	58
Central Washington University	68, 129, 150
Central YMCA Community College	148
Centralia College	69, 107
Centre City Skills Cntr.-San Diego C.C. Adult Ed. Sys.	11, 91
Century Comm. & Tech. Col.-Minn. Consolidated Cols.	39
Cerritos Community College	156
Cerro Coso College-Kern Comm. Col. District	8, 88
Cesar Chavez Center-San Diego C.C. Adult Ed. Sys.	11, 91
Chabot College	5
Chabot College-Las Positas Comm. Col. District	5, 85
Chadron State College-Nebraska State Colleges	42
Chaffey College	5, 85

INDEX (Cont.)

Institution	Page No.
Charlotte Co. Campus-Edison C. C.	19
Chastain Center-Indian River Community College	19
Chemeketa Community College	60, 105
Cheyney University of Pennsylvania	64
Chicago State University	22
Chico-California State University	4
Chipola Junior College	19
Chippewa Falls Campus-Chippewa Valley Tech. College	72
Chippewa Valley Technical College	72
Cincinnati State Technical Comm. College	58
Citrus College	5, 85
City Campus-Erie Comm. Col.	51
City College-CUNY	49, 102
City College of San Francisco-San Francisco Comm. Col.	12, 91
City Colleges of Chicago	22
City University of New York	49, 102
Clackamas Community College	61, 105
Clairemont Mesa Center-San Diego C. C. Adult Ed. Sys.	11, 91
Claremont Colleges	5, 151
Clarinda Campus-Iowa Western Comm. Col.	26
Clarion University of Pennsylvania	64
Clark College	69, 107
Clarkston Center-Walla Walla Comm. Col.	71, 108
Clatsop Community College	61
Clermont General & Tech. Col.-Univ. of Cincinnati	60
Cleveland State University	58
Clinton Community College-Eastern Iowa C. C. District IX	26
Clinton Community College-New York	49
Cloud County Community College	28, 97
Clover Park Technical College	69
Coachella Valley Community College	156
Coast Community College District	5, 86
Coastline Community College-Coast Comm. Col. District	5, 86
Cobleskill Agricultural & Technical College-SUNY	55
Cocoa Campus-Brevard Comm. Col.	18
Coffeyville Community College	28
Colby Community College	28
College Boreal	119
College of Alameda-Peralta Comm. Col. District	10, 89
College of DuPage	22
College of Environ. Sci. & Forestry at Syracuse-SUNY	55
College of Insurance	49
College of Lake County	22

INDEX (Cont.)

Institution	Page No.
College of Marin	6, 86
College of New Jersey-NJ State Col. Sys.	45, 100
College of Optometry at New York City-SUNY	56
College of Osteopathic Medicine	145, 146
College of Saint Francis	157
College of Saint Rose	146
College of Saint Theresa	146
College of San Mateo-San Mateo County C. C. District	12, 92
College of Staten Island-CUNY	49, 102
College of Technology and Applied Sci.-N.Mich.Univ.	36
College of Technology-Montana State U.	41
College of the Desert	156
College of the Redwoods	6, 86
College of the Sequoias	6, 86, 151
Collier County Campus-Edison Community College	19
Colorado Women's College	148
Columbia Basin Community College	69, 107
Columbia College-Yosemite Comm. Col. District	15, 93
Columbia Greene Community College	50
Columbus-Region 1-Central Comm. Col.	42
Community Campus-Pima Co. Comm. Col. District	3
Community College Centers-San Francisco Comm. Col.	12, 91
Community College of Allegheny County	63
Community College of Beaver County	63
Community College of Philadelphia	63, 105
Community College of Rhode Island	66
Community College of Vermont	162
Community Colleges of Spokane	69, 107
Compton Community College	6, 86
Concordia University-Quebec	121
Conestoga Community College-Ontario	119
Confederation Community College-Ontario	119
Connecticut Comm. & Tech. Cols. Sys.	16, 94, 151
Connecticut State University System	17, 151
Connecticut Technical College	156
Contra Costa C. C. District	6, 86
Contra Costa College	6, 86
Coon Rapids Campus-Anoka-Ramsey C. C.-Minn. C. C.'s	38
Cooper Union	50, 146
Cornell University-ILR	50, 103
Corning Community College	160
Cornish College of the Arts	69
Cortland State College-SUNY	56

INDEX (Cont.)

Institution	Page No.
Cosumnes River College-Los Rios C. C. Sys.	9, 89
Cottey College	145, 159
Council Bluffs Campus-Iowa Western Comm. Col.	26
County College of Morris	44
Cowley County Community College	28
Crafton Hills Community College-San Bernadino C. C.	11, 90
Creston-Southwestern Comm. Col.	28
Crookston Campus-University of Minnesota	159
Cuesta College	6, 87
Culinary Institute of America	50
Cumberland County College	45
Curry College	31, 97
Cuyahoga Community College District	58
Cuyamaca College-Grossmont/Cuyamaca Comm. Col. District	7, 87
Cypress College-North Orange County Comm. Col.	9
Daemen College	145, 146
Dakota County Technical College-Minn. Tech. Cols.	38
Dakota State Univ.-South Dakota Bd. of Reg. Sys.	67
Dale Mabry Campus-Hillsborough Comm. Col.	19
Dalhousie University-Nova Scotia	117
Danville Area College	22
Dartmouth Campus-Univ. of Massachusetts	33, 99
David N. Myers College	58
Davis Campus-University of California	14
Dawson Community College	41
Dean Academy and Junior College	146, 158
DeAnza College-Foothill-DeAnza Comm. Col. District	7, 87
Dearborn Campus-University of Michigan	113
Dearborn Heights Campus-Henry Ford Comm. Col.	34
Delaware County Comm. Col.	63
Delaware State University	18
Delaware Technical & Community College	145
Delaware Valley College	63
Delhi Agricultural & Technical College-SUNY	55
Des Moines Area Community College	26
Desert Community College District	6
Desert Vista Campus-Pima Co. Comm. Col. Dist.	3
Detroit College of Business	33
Detroit Institute of Technology	148
Detroit Lakes Campus-Northwest Tech.-Minn. Tech. Cols.	38
Diablo Valley College-Contra Costa College Dist.	6, 86
Dixon/Hendry Center-Indian River Comm. Col.	19
Dodge City Community College	28

INDEX (Cont.)

Institution	Page No.
Dominguez Hills-California State University	4
Dowling College	50
Downriver Campus-Wayne County Comm. Col.	37, 99
Downtown Campus-Pima Co. Comm. Col. District	3
Downtown Campus-Wayne County Comm. Col.	37, 99
Downtown Tacoma Center-Tacoma Comm. Col.	71, 108
Drury College	145, 146
Duluth Campus-University of Minnesota	40, 156
Duquesne University Law School	146
Durham Campus-Univ. System of N.H.	160
Durham Community College-Ontario	119
Dutchess Community College	50, 103
D'Youville College	50
East Campus-Black Hawk Col.	21
East Campus-Pima Co. Comm. Col. District	3
East Grand Forks Campus-Northwest Tech.-Minn. Tech. Cols.	38
East Liverpool Regional Campus-Kent State Univ.	59
East Los Angeles College-Los Angeles Comm. Col. Sys.	8
East Stroudsburg University of Pennsylvania	64
Eastern Campus-Cuyahoga Comm. Col. District	58
Eastern Campus (Riverhead)-Suffolk County Comm. Col.	57, 104
Eastern Campus-Wayne Co. Comm. Col.	37, 99
Eastern Connecticut State Univ.-Conn. State Univ. Sys.	17
Eastern Illinois Univ.	22
Eastern Iowa Community College District IX	26
Eastern Maine Technical College-Maine Tech. Col. Sys.	29
Eastern Michigan University	34
Eastern Oregon State College	161
Eastern Washington University	69, 150
Eau Claire Campus-Chippewa Valley Tech. Col.	72
Ecole de technologie superieur	122
Ecole Polytechnique	123
Eden Prairie Campus-Hennepin Tech. Col.-Minn. Tech. Cols.	38
Edinboro University of Pennsylvania	65
Edison Community College	19
Edison State College	58
Edmonds Community College	69, 107
Education Center-WCCN-Tacoma Comm. Col.	71, 108
Educational Cultural Complex Campus Center-San Diego Comm. Col. Adult Ed. Sys.	11, 91
Edward Waters College	19
Eissey Campus-Palm Beach Comm. Col.	20
El Camino Community College	7, 87

INDEX (Cont.)

Institution	Page No.
Elgin Community College	22, 96
Elizabeth Campus-Union County College	47
Elkhorn Valley Campus-Metropolitan Comm. Col.	42
Emerson College	31
Empire State College-SUNY	55
Endicott College	31
Erie Community College	51
Essex County College	45
Everett Community College	69, 107
Evergreen Valley College-San Jose C. C. District	12, 91
Faculte de medicine de l'Universite Laval	123
Faculte de medicine de l'Universite de Montreal	123
Faculte de medicine de l'Universite de Sherbrooke	123
Faculte des Sciences appliquees de l'Univ. de Sherbrooke	123
Fairbault Campus-South Central Tech. Col.-Minn. Tech. Col.	39
Fairleigh Dickinson University	145, 146
Fanshawe Community College-Ontario	119
Farmingdale Agricultural & Technical Coll.-SUNY	55
Fashion Institute of Technology	51, 103
Feather River Community College	7, 87
Fergus Falls Comm. Col.-Minnesota Comm. Cols.	38
Ferris State University	34
Finger Lakes Community College	51
Fitchburg State College-Mass. State Colleges	32, 98
Flathead Valley Comm. Col.	41, 100
Flint Campus-University of Michigan	113
Florida Agric. & Mech. Univ.-State Univ. Sys. of Florida	20, 95
Florida Atlantic University-State Univ. Sys. of Florida	20, 95
Florida Gulf Coast Univ.-State Univ. Sys. of Florida	20, 95
Florida Int'l Univ.-State Univ. System of Florida	20, 95
Florida Junior College	157
Florida Keys Community College	157
Florida Memorial College	145, 146
Florida State University-State Univ. Sys. of Florida	20, 95
Florissant Valley Campus-St. Louis Comm. Col.	41
Fond du Lac Campus-Moraine Park Tech. Inst.	74
Fond du Lac C. C.-Arrowhead/Northeast Service Cntr.-Minn. Comm. Cols.	38
Foothill College-Foothill-DeAnza Comm. Col. District	7, 87
Foothill-DeAnza Community College District	7, 87
Fordham University	160
Forest Park Campus-St. Louis Comm. Col.	41
Fort Omaha Campus-Metropolitan Comm. Col.	42
Fort Scott Community College	28

INDEX (Cont.)

Institution	Page No.
Fort Steilacoom Campus-Pierce College	70, 108
Fox Valley Technical College	72
Fox Valley Tech. Institute-Appleton	72
Fox Valley Tech. Institute-Oshkosh	72
Framingham State College-Mass. State Cols.	32, 98
Franklin Pierce College	44
Fraser Campus-Macomb Community College	35
Fredonia State College-SUNY	56
Fremont Campus-Metropolitan Comm. Col.	42
Fresno-California State Univ.	4
Fresno City College-State Center Comm. Col. District	13, 92
Frontier Community College-Illinois Eastern Comm. Col.	23
Fullerton-California State Univ.	4
Fullerton College-North Orange County Comm. Col.	9
Fulton-Montgomery Community College	51
Garden City Community College	28
Gateway Aviation Center-Kenosha	73
Gateway Comm.-Tech. Col.-Conn. Comm. & Tech. Col. Sys.	16, 94
Gateway Technical College	73
Gateway Tech.-Elkhorn	73
Gateway Tech.-Kenosha	73
Gateway Tech.-Racine	73
Gavilan Community College	7
Geauga Regional Campus-Kent State Univ.	59
Genesee Community College	51
Geneseo State College-SUNY	56
George Brown Community College-Ontario	119
Georgian Community College-Ontario	119
Germantown Campus-Montgomery Col.	30
Gig Harbor Center-Tacoma Comm. Col.	71, 108
Glade Campus-Palm Beach Community College	20
Glendale Community College	7, 87
Glen Oaks Community College	34
Gloucester County College	45
Goddard College	145
Gogebic Community College	34
Golden West Comm. Col.-Coast Comm. Col. Dist.	5, 86
Governors State Univ.	23
Graduate School & University Center-CUNY	49, 102
Graduate School of Biomedical Sciences-Univ. of Med. & Dent. of NJ	47, 101
Grand Island-Region 2-Central Comm. Col.	42
Grand Rapids Campus-Western Michigan Univ.	37

INDEX (Cont.)

Institution	Page No.
Grand Rapids Community College	34
Grand Valley State Colleges	158
Granite Campus-Minn. W. Comm & Tech. Col.-Minn. Tech. Cols.	39
Granite City Campus-Belleville Area College	21
Grays Harbor College	69
Green Bay Campus-Northeast Wisconsin Tech. Col.	75
Green River Community College	70, 107, 150
Greenfield Comm. Col.-Massachusetts Comm. Col. Sys.	31, 98
Grossmont College-Grossmont/Cuyamaca Comm. Col. Dist.	7, 87
Grossmont/Cuyamaca Community College District	7, 87
Hamline University	159
Harbor Campus-Baltimore City Comm. Col.	30
Hartford Campus-Univ. of Connecticut	17
Hartnell Community College	7, 87
Hastings-Region 3-Central Comm. Col.	42
Hawaii Community College-University of Hawaii	21, 95
Hawkeye Community College	26, 96
Hayward-California State Univ.	4
Hearst University-Ontario	119
Hennepin Technical College-Minn. Tech. Cols.	38
Henry Ford Community College	34
Herkimer County Community College	51
Hibbing Community College-Minnesota Consolidated Cols.	39
Highland Community College-Illinois	23, 95
Highland Community College-Kansas	28, 129
Highland Lakes Campus-Oakland Comm. Col.	36
Highland Park Community College	34
Highline Community College	70, 108
Hillsborough Community College	19
Hocking Technical College	58
Hofstra University	52, 103
Holyoke Community College-Mass. Comm. Col. Sys.	31, 98, 158
Honolulu Community College-Univ. of Hawaii	21, 95
Hostos Community College-CUNY	49, 102
Housatonic Regional Comm. Col.-Conn. & Tech. Comm. Col. Sys.	16, 94
Hudson County Community College	45
Hudson Valley Community College	52
Humber Community College-Ontario	119
Humboldt State University-California State Univ.	4
Hunter College-CUNY	49, 102
Hutchinson Community College	28
Hutchinson Campus-Ridgewater College-Minn. Consolidated Cols.	40

INDEX (Cont.)

Institution	Page No.
Illinois Board of Governors Universities	23
Illinois Central College	23, 96
Illinois Eastern Community Colleges	23
Illinois State University	157
Illinois Valley Community College	23
Imperial Valley College	7, 87, 156
Independence Community College	28, 97
Indian River Community College	19
Indian Valley Campus-College of Marin	6, 85
Indiana University of Pennsylvania	65
Institut Armand Frappier-Quebec	121
Institut National de la Recherche Scientifique-Quebec	121
Institute of Technology at Utica/Rome-SUNY	55
Inver Hills Community Col.-Minnesota Comm. Cols.	38
Iowa Central Community College	26
Iowa City Campus-Kirkwood Comm. Col.	27
Iowa Lakes Community College	26
Iowa Western Community College	26
Irvine Campus-University of California	14
Irvine Valley College-Saddleback Comm. Col. District	11, 90
Itasca Community College-Arrowhead/Northeast Service Cntr. Minn. C. C.'s	38
Ithaca College	145, 146, 160
Jackson Campus-Minn. W. Comm. Col.-Minn. Tech. Cols.	39
Jackson Community College	34
Jacksonville University	157
Jamestown Campus-Jamestown Comm. Col.	52
Jamestown College	145
Jamestown Community College	52
Jefferson Community College	52
Jefferson Technical College	58
Jersey City State College-New Jersey State Col. Sys.	45, 100
John A. Logan College	23
John Jay College of Criminal Justice-CUNY	49, 102
Johnson County Community College	28
Johnson State College-Vermont State College	68, 106
Joliet Junior College	23
Kalamazoo (Main) Campus-Western Michigan Univ.	37
Kalamazoo Valley Community College	34
Kankakee Community College	23
Kansas City Kansas Community College	29
Kapiolani Community College-Univ. of Hawaii	21, 95

INDEX (Cont.)

Institution	Page No.
Kaskaskia College	23
Kauai Community College-Univ. of Hawaii	21, 95
Kean College of New Jersey-New Jersey State Col. Sys.	45, 100
Kearny Mesa Campus Cntr.-San Diego Comm. Col. Adult Ed. Sys.	11, 91
Keene State College	44
Kellogg Community College	34
Kendall College of Art and Design	34
Kendall School of Design	146
Kennebec Valley Tech. College-Maine Tech. Col. Sys.	29
Kennedy-King College-City Colleges of Chicago	22
Kent State University	58
Kentfield Campus-College of Marin	6, 85
Kern Community College District	8, 88
King's College	161
Kings River Comm. Col.-St. Center Comm. Col. Dist.	13, 92
Kingsborough Community College-CUNY	49, 102
Kirkwood Community College	27
Kirtland Community College	35
Kishwaukee Community College	23
Kutztown University of Pennsylvania	65
La Cite Collegiate-Ontario	119
Labette Community College	29
Laboure College	31
Lackawanna Junior College	63
LaGuardia Community College-CUNY	49, 102
Lake Land College	24
Lake Superior Col.-Minn. Consolidated Cols.	39
Lake Superior State University	35
Lake Tahoe Comm. Col.	8, 129
Lake Washington Tech. College	70, 108
Lakehead University-Ontario	119
Lakeland Community College	59
Lakeshore Technical College	73
Lambton Community College-Ontario	120
Lane Community College	61
Laney College-Peralta Comm. Col. District	10, 89
Lansing Campus-Western Michigan Univ.	37
Lansing Community College	35, 145
Lapeer Campus-Mott Community College	35, 99
Las Positas College-Chabot-Las Positas C. C. Dist.	5
Lasell Junior College	158
Lassen Community College	8
Laurentian University-Ontario	120

INDEX (Cont.)

Institution	Page No.
Lawrence Institute of Technology	159
Lee Co. Campus-Edison C. C.	19
Leeward Community College-Univ. of Hawaii	21, 95
Lehigh Carbon Community College	63
Lehman College-CUNY	49, 102
Leicester Campus-Becker College	31
Lewis and Clark College	146
Lewis and Clark Community College	24
Lewis University	145, 146
Liberal Arts Campus-Long Beach City College	8, 88
Liberty Campus-Baltimore City Comm. Col.	30
Lincoln Campus-Comm. Col. of Rhode Island	66
Lincoln Campus-Flathead Valley Comm. Col.	41, 100
Lincoln Campus-Southeast Comm. Col.	43
Lincoln Land Community College	24
Lincoln Trail College-Illinois Eastern Comm. Col.	23
Lincoln University	63
Linn-Benton Community College	61
Livingstone College	146
Lock Haven University of Pennsylvania	65
Long Beach-California State Univ.	4
Long Beach City College	8, 88
Long Island Campus-Cornell University ILR	50, 103
Long Island University	52, 103, 151
Long Island University-Brooklyn	52, 103, 146
Long Island University-College of Pharmacy	52, 146
Long Island University-C.W. Post	52, 103, 146
Long Island University-Southampton Center	53, 146
Loraine County Community College	161
Loretto Heights College	146, 148
Los Angeles-California State Univ.	4
Los Angeles Campus-Univ. of California	14
Los Angeles City College-Los Angeles Comm. Col. Sys.	8, 88
Los Angeles Community College System	8, 88
Los Angeles Harbor College-Los Angeles Comm. Col. Sys.	8, 88
Los Angeles Mission College-Los Angeles Comm. Col. Sys.	8, 88
Los Angeles Pierce College-Los Angeles Comm. Col. Sys.	8, 88
Los Angeles Southwest College-Los Angeles Comm. Col. Sys.	9, 88
Los Angeles Trade-Tech. College-Los Angeles Comm. Col. Sys.	9, 88
Los Angeles Valley College-Los Angeles Comm. Col. Sys.	9, 88
Los Medanos College-Contra Costa Col. Dist.	6, 86
Los Rios Community College System	9, 88
Lowell Campus-Univ. of Mass.	33, 112

INDEX (Cont.)

Institution	Page No.
Lower Columbia College	70
Loyalist Community College-Ontario	120
Luzerne County Community College	63
Lyndon State College-Vermont State Col.	106
Macomb Community College	35
Madison Area Technical College-Commercial Ave.	73
Madison Area Technical College District	73
Madison Area Technical College-Downtown	73
Madison Area Technical College-Fort Atkinson	73
Madison Area Technical College-Portage	73
Madison Area Technical College-Reedsburg	73
Madison Area Technical College-Truax	73
Madison Area Technical College-Watertown	73
Main Campus-Carl Sandburg College	22
Main Campus-Cranford-Union County Col.	47
Main Campus-Flathead Valley Comm. Col.	100
Main Campus-Hawkeye Comm. Col.	26, 96
Main Campus-Henry Ford Comm. Col.	34
Main Campus-Kent State Univ.	59
Main Campus-Labette Comm. Col.	29
Main Campus-Mott Comm. Col.	35, 99
Main Campus-North Central Technical Col.	74
Main Campus-Penn Col. of Tech.	64
Main Campus-Univ. of Cincinnati	60
Main Campus-Walla Walla Comm. Col.	71, 108
Maine Maritime Academy	29, 158
Maine Technical College System	29
Malcolm X College-City Cols. of Chicago	22
Malone Campus-North Country Comm. Col.	54
Manchester Comm. Col.-Connecticut Comm. Col. Sys.	16, 94
Manhattan College	160
Mankato Campus-South Central Tech. Col.-Minn. Tech. Cols.	39
Mankato State University-Minnesota State Univs.	40
Mansfield University of Pennsylvania	65
Marinette Campus-Northeast Wisconsin Tech. Col.	75
Maritime College at Fort Schuyler-SUNY	55
Marshfield Campus-Mid-State Tech. Col.	73
Marymount College	53
Marymount University	145, 146
Massachusetts Bay Comm. Col.-Mass. Comm. Col. Sys.	31, 98
Massachusetts College of Art-Mass. St. Cols.	32, 98
Massachusetts Community College System	31, 97
Massachusetts Maritime Academy-Mass. St. Cols.	32, 98, 158

INDEX (Cont.)

Institution	Page No.
Massachusetts State Colleges	32, 98
Massasoit Community College-Mass. Comm. Col. Sys.	31, 98
Maui Community College-Univ. of Hawaii	21, 95
McCook Campus-Mid-Plains Comm. Col. Area	42
McGill University	123
McHenry County College	24
Medford Campus-N. Central Tech. Col.	74
Medgar Evers College-CUNY	49, 102
Melbourne Campus-Brevard Comm. Col.	18
Memorial University-Newfoundland	117
Mendocino College	9, 89, 156
Menomonie Campus-Chippewa Valley Tech. Col.	72
Menomonie Falls Campus-Waukesha County Tech. Col.	75, 108
Meramec Campus-St. Louis Comm. Col.	41
Merced College	9, 89
Mercer County Community College	45, 100, 129
Merrimack College	158
Merritt College-Peralta Comm. Col. District	10, 89
Mesabi Community & Tech. College-Minnesota Consolidated Col. Sys.	39
Metro Campus-Hawkeye Comm. Col.	26, 96
Metropolitan Campus-Cuyahoga Comm. Col. District	58
Metropolitan Community College	42
Metropolitan CC of East St. Louis	24, 148
Metropolitan State Univ.-Minnesota State Univs.	40
Miami Dade Junior College	157
Miami University	161
Michigan State University	159
Michigan Technical College	159
Mid-City Campus Center-San Diego Comm. Col. Adult Ed. Sys.	11, 91
Middlefield College-Foothill-DeAnza Comm. Col. Dist.	7, 87
Middlesex Comm. Col.-Conn. Comm. & Tech. Col. Sys.	16, 97
Middlesex Comm. Col.-Mass. Comm. Col. Sys.	31, 98
Middlesex County College	45, 100
Mid-Michigan Community College	35
Mid-Plains Campus-McDonald Belton Mid-Plains Comm. Col.	42
Mid-Plains Community College Area	42
Mid-Plains Voc. Tech.-Mid-Plains Comm. Col. Area	42
Mid-State Technical College	73
Miles Community College	41
Milford Campus-Southeast Comm. Col.	43
Millersville University of Pennsylvania	65
Milton Campus-Pensacola Junior Col.	20
Milton College	146, 148

INDEX (Cont.)

Institution	Page No.
Milwaukee Area Technical College	74, 108
Milwaukee Campus-Milwaukee Area Tech. Col.	74
Minneapolis Comm. & Technical College-Minn. Consolidated Cols.	39
Minnesota Community Colleges	38
Minnesota Consolidated Cols.	39
Minnesota State Universities	40
Minnesota Technical Colleges	38, 150
Minnesota West Comm. & Tech. Col.	39
Miramar Campus Cntr.-San Diego Comm. Col. Adult Ed. Sys.	11, 91
Mission Bay Campus-San Diego Comm. Col. Adult Ed. Sys.	12, 91
Mission College-West Valley Mission Comm. Col. District	15, 93
Mitchell College	17
Modesto Junior College-Yosemite Comm. Col. District	15, 93
Mohawk Community College-Ontario	120
Mohawk Valley Community College	53
Monmouth University	45
Monroe Community College	53, 103
Monroe County Community College	35
Montana State University	159
Montana State University-Billings	41, 150
Montana Technical Faculty	159
Montcalm Community College	35
Montclair University-New Jersey State Col. Sys.	45, 100
Montefiore Hospital/Medical Center-N.Y.	146, 160
Monterey Peninsula Community College	9, 89
Montgomery College	30
Montgomery County Community College	64
Moon Township Campus-Robert Morris College	65
Moore College of Art and Design	64, 105
Moorhead Campus-Northwest Tech.-Minn. Tech. Cols.	39
Moorhead State University-Minnesota State Univ. Sys.	40
Moorpark College-Ventura County Comm. Col. District	14, 93
Moraine Park Technical College	74
Moraine Valley Community College	24
Morrisville Agricultural & Technical College-SUNY	55
Morton College	24
Mott Community College	35, 99
Mount Allison University-New Brunswick	117, 146
Mount Hood Community College	61, 105
Mount San Antonio College	9, 89
Mount San Jacinto College	9
Mount St. Vincent University-Nova Scotia	117
Mount Vernon Campus-Skagit Valley College	71

INDEX (Cont.)

Institution	Page No.
Mount Vernon College	145, 146
Mount Wachusett Comm. Col.-Mass. Comm. Col. Sys.	31, 98
Mueller Center-Indian River Comm. Col.	19
Muscatin Comm. Col.-Eastern Iowa Comm. Col. Dist. IX	26
Muskegon Campus-Western Michigan Univ.	37
Muskegon Community College	35
Msil-Akita, Japan-Minn. State Univs.	40
Napa Valley College	9, 89
Nassau Community College	53, 103
Nasson College	146, 148
Nathaniel Hawthorne College	160
National College of Business	148
Naugatuck Valley Comm-Tech Col-CT Comm & Tech Col Sys.	16, 94
Navajo Campus Center-San Diego Comm. Col. Adult Ed. Sys.	12, 91
Nebraska State Colleges	42, 151
Neosho County Comm. Col.	29, 126
New Brunswick Campus-Rutgers State Univ. of NJ	46, 101, 113
New England College	145
New England Conservatory of Music	158
New Hampshire College	44
New Jersey Dental School-Univ. of Med. & Dent. of N.J.	47, 101
New Jersey Institute of Technology	45
New Jersey Medical School-Univ. of Med. & Dent. of N.J.	47, 101
New Jersey School of Osteopathic Medicine-Univ. of Med. and Dent. of N.J.	101
New Jersey State College System	45, 97, 129
New Mexico Junior Col.	48
New Paltz State College-SUNY	56
New Richmond Campus-Wisconsin Indianhead Tech. Col.	75
New York City Campus-Cornell University ILR	50, 103
New York City Campus-New York Inst. of Tech.	53
New York City Technical College-CUNY	49, 102
New York Institute of Technology	53
New York Medical College	146, 160
New York University	160
New York University Law School	53
Newark Campus-Essex County Col.	45
Newark Campus-Rutgers State Univ. of New Jersey	46, 101, 113
Newton Campus-Des Moines Area Comm. College	26
Niagara Community College-Ontario	120
Niagara County Community College	53
Niagara University	53
Nicolet Area Technical College	74

INDEX (Cont.)

Institution	Page No.
Nipissing Univ. College-Ontario	120
Normandale Community College-Minn. Comm. Cols.	38
North Adams State College-Massachusetts St. Cols.	32, 98
North Campus-Broward Comm. Col.	18
North Campus-Comm. Col. of Allegheny County	63
North Campus-Erie Comm. Col.	51
North Campus-Iowa Lakes Comm. Col.	26
North Campus-Milwaukee Area Tech. Col.	74
North Campus-Seattle Comm. Col. District VI	71, 108
North Campus-Southeastern Comm. Col.	27, 96
North Campus-Southern State Comm. Col.	59
North Campus-Wellsboro-Penn. Col. of Tech.	64
North Campus-Wenatchee Valley Col.	72, 108
North Central Michigan College	35
North Central Technical College	74
North Country Community College	54
North County Extension Center-Jamestown Comm. Col.	52
North Hennepin Comm. Col.-Minnesota Comm. Cols.	38
North Orange County Community College	9, 156
North Shore Community College-Mass. Comm. Col. Sys.	32, 98
Northampton Community College	64
Northeast Community College	43
Northeast Iowa Community College (Area I)	27, 96
Northeast Wisconsin Tech. College	75
Northeastern Illinois Univ.	24
Northeastern University	158
Northern Community College-Ontario	120
Northern Essex Comm. Col.-Mass. Comm. Col. Sys.	32, 98
Northern Illinois University	24, 157
Northern Maine Tech. Col.-Maine Tech. Col. Sys.	29
Northern Michigan University	36, 159
Northern Montana College	41
Northern State Univ.-South Dakota Bd. of Reg. Sys.	67
Northland College	162
Northland Comm. & Tech. Col.-Minnesota Consolidated Cols.	39
Northridge-California State Univ.	4
Northwest Iowa Community College (Area IV)	27
Northwest State Comm. Col.	59
Northwest Technical College-Minn. Tech. Cols.	38
Northwestern Conn. Comm. Col.-Conn. Comm. & Tech. Col. Sys.	16
Northwestern Campus-Wayne County Comm. Col.	37, 99
Norwalk Community College-Conn. Comm. & Tech. Col. Sys.	16, 94
Nova Scotia College of Art and Design	118

INDEX (Cont.)

Institution	Page No.
Oakland Community College	36
Oakland University	36, 99
Oakton Community College	24, 96
Oberlin College	161
Ocean County College	46
Ohio Northern University	145, 146
Ohio University	161
Ohlone College	10, 89
Okaloosa-Walton Junior College	157
Old Westbury-New York Inst. of Tech.	53
Old Westbury State College-SUNY	56
Olive-Harvey College-City Cols. of Chicago	22
Olney Central College-Illinois Eastern Comm. Col.	23
Olympic College	70, 108
Oneonta State College-SUNY	56
Onondaga Community College	54, 104
Open Campus-Portland Community College	63, 105
Orange Coast Comm. College	61, 129
Orange Coast Comm. Col.-Coast Comm. Col. Dist.	5, 86
Orange County Community College	54, 104
Orchard Ridge Campus-Oakland Comm. Col.	36
Oregon College of Education	161
Oregon Institute of Technology	161
Oregon State University	161
Oswego Campus-Labette Comm. Col.	29
Oswego State College-SUNY	56
Owens Community College	59
Oxnard College-Ventura County Comm. Col. District	14, 93
Pace University	160
Pacific Coast Campus-Long Beach City Col.	8, 88
Palm Bay Center-Brevard Comm. Col.	18
Palm Beach Community College	20
Palo Verde College	10, 89
Park College	40
Parkland College	24
Parsons School of Design	146, 160
Pasadena City College	10, 156
Passaic County Community College	46
Paul Smith College	160
Peirce College	70, 108
Peninsula College	70
Pennsylvania College of Technology	64

INDEX (Cont.)

Institution	Page No.
Pennsylvania State System of Higher Education	64
Pennsylvania State University	161
Pensacola Campus-Pensacola Junior Col.	20
Pensacola Junior College	20, 157
Peosta Campus-Northeast Iowa Comm. Col.	27, 96
Peralta Community College District	10, 89
Peru State College-Nebraska State Cols.	42
Pewaukee (Main Campus)-Waukesha County Tech. Col.	75, 108
Philadelphia Campus-Temple Univ.	65
Philadelphia College of Art	161
Phillips Campus-N. Central Tech. Col.	74
Pierce College	64, 108
Pima County Community College District	3
Pine Technical College-Minn. Tech. Cols.	39
Pipestone Campus-Southwestern Tech. Col.-Minn. Tech.	39
Pittsburg State University	29
Pittsburgh Campus-Robert Morris Col.	65
Plainfield Campus-Union County Col.	47
Plant City Campus-Hillsborough Comm. Col.	19
Plattsburgh State College-SUNY	56
Plymouth Campus-Hennepin Tech. Col.-Min. Tech. Cols.	38
Plymouth Campus-Univ. Sys. of New Hampshire	160
Point Loma Campus-San Diego C.C. Adult Ed. Sys.	12, 91
Point Park College	161
Polk Community College	153
Polytechnic Institute of New York	145, 146
Pomona-California State Polytechnic University-CSU	4
Port St. Lucie/St. Lucie West Centers-Indian River Comm. Col.	19
Porterville College-Kern Comm. Col. District	8, 88
Portland Community College	61, 105
Portland State University	62, 105
Potsdam State College-SUNY	56
Prairie State College	24
Pratt Community College	29
Pratt Institute	54, 104, 147
Pratt Manhattan Center-Pratt Inst.	54, 104
Providence Branch-Roger Williams Univ.	67, 106
Providence Campus-Comm. Col. of Rhode Island	66
Puerto Rico Junior College	147
Purchase State College-SUNY	56
Puyallup Campus-Pierce College	70, 108
Quad Campus-Black Hawk Col.	21
Queens Campus-St. John's Univ.	54, 104

INDEX (Cont.)

Institution	Page No.
Queens College-CUNY	49, 102
Queens University-Ontario	120
Queensborough Community College-CUNY	49, 102
Quinebaug Valley Comm. Col.-Conn. Comm. & Tech. Col. Sys.	16, 94
Quinnipiac College	17
Quinsigamond Comm. Col.-Mass. Comm. Col. Sys.	32, 98, 158
Rainy River Community College-Arrowhead/Northeast Service Ctr. Minn. Comm. Cols.	38
Ramapo Col. of New Jersey-New Jersey State Col. Sys.	45, 100
Rancho Santiago Community College District	10, 90
Randolph-Macon College	162
Raritan Valley Community College	46, 100
Raymond Walters College-Univ. of Cincinnati	60
Reading Area Community College	65
Red Bud Campus-Belleville Area Col.	21
Red Oak-Southwestern Comm. Col.	27
Red Wing Campus-Red Wing/Winona Tech. Col-Minn. Tech. Cols.	39
Red Wing-Winona Tech. Col.-Minn. Tech. Cols.	39
Regis University	15
Rend Lake College	24
Rensselaer Polytechnic Institute	160
Renton Technical College	70, 108
Rhode Island College	66
Rhode Island School of Design	66, 106, 162
Rice Lake Campus-Wisconsin Indianhead Tech. Col.	75
Richard J. Daley College-City Cols. of Chicago	22
Richland Community College	25
Ricker College	158
Rider University	46
Ridgewater Col.-Minn. Consolidated Cols.	39
Rio Grande College	147
Rio Hondo Community College	10, 90
River Falls Campus-Chippewa Valley Tech. Col.	72
Riverland Comm. Col.-Minn. Consolidated Cols.	40
Riverside Campus-Univ. of California	14
Riverside Community College District	10, 90
Robert Morris College	65
Robert Wood Johnson Medical School-Univ. of Med. & Dent. of New Jersey	47, 101
Rochester Community College & Tech. Col.-Minnesota Consolidated Cols.	40
Rock Creek Campus-Portland Comm. Col.	61, 105
Rockland Community College	54, 104

INDEX (Cont.)

Institution	Page No.
Rockville Campus-Montgomery Col.	30
Roger Williams University	67, 106
Rogue Community College	62
Rome Campus-Mohawk Valley Comm. Col.	53
Rosary Hill College	160
Rowan College of New Jersey-New Jersey State Col. Sys.	45, 100
Roxbury Community College-Mass. Comm. Col. Sys.	32, 98
Royal Oaks Campus-Oakland Comm. Col.	36
Rutgers State University of New Jersey	46, 100, 113, 145
Ryerson Polytechnical Institute-Ontario	120
Sacramento-California State Univ.	4
Sacramento City College-Los Rios Comm. Col. Sys.	9, 89
Saddleback College-Saddleback Comm. Col. District	11, 90
Saddleback Community College District	11, 90
Saginaw Valley State University	36
Saint-Boniface-Manitoba	116
Saint Cloud State Univ.-Minnesota State Univs.	40
Saint Joseph College-Maine	147
Saint Joseph's College-New York	160
Saint Leo College	20
Saint Louis Community College	41
Saint-Louis Maillet-New Brunswick	117
Saint Mary's University-Nova Scotia	118
Saint Theresa College	159
Salem Community College	46
Salem College	145, 147
Salem Regional Campus-Kent State Univ.	59
Salem State College-Massachusetts State Cols.	32, 99
San Bernardino-California State Univ.	4
San Bernardino Community College District	11, 90
San Bernardino Valley College-San Bernardino Comm. Col.	11, 90
San Diego Campus-Univ. of California	14
San Diego City College-San Diego Comm. Cols.	11, 90
San Diego Community College Adult Ed. Sys.	11, 91
San Diego Community Colleges	11, 90
San Diego Mesa College-San Diego Comm. Cols.	11, 90
San Diego Miramar College-San Diego Comm. Cols.	11, 90
San Diego State University-California State Univ.	5
San Francisco Art Institute	12
San Francisco Campus-Univ. of California	14
San Francisco Community College	91
San Francisco State University-California State Univ.	5

INDEX (Cont.)

Institution	Page No.
San Joaquin Delta College	12, 91
San Jose City College-San Jose Evergreen Comm. Col. District	12, 91
San Jose/Evergreen Community College District	12, 91
San Jose State University-California State Univ.	5
San Luis Obispo-California State Polytechnic Univ.-CSU	5
San Marcos-California State Univ.	4
San Mateo County Community College District	12, 91
San Ysidro Education Center-Southwestern Comm. Col. Dist.	13
Santa Barbara Campus-Univ. of California	14
Santa Barbara City College	12
Santa Clarita Community College District	13, 92
Santa Cruz Campus-Univ. of California	14
Santa Fe Community College	157
Santa Monica Community College	13, 92
Santa Rosa Junior College	13, 92
Saranac Lake Campus-North Country Comm. Col.	54
Sarpy Center Campus-Metropolitan Comm. Col.	42
Sauk Valley Community College	25
Sault Community College-Ontario	120
Schenectady County Community College	55
Schoolcraft College	36, 99
School of Osteopathic Medicine-Univ. of Med. & Dent. of New Jersey	47, 101
Scott Community College-Eastern Iowa Comm. Col. District IX	26
Scottsbluff Campus-Western Nebraska Comm. Col.	43
Seattle Community College District VI	71, 108
Seattle University	147, 162
Selden Campus-Suffolk County Comm. Col.	57, 104
Seneca Community College-Ontario	121
Seton Hall University	145, 147
Seton Hill College	161
Shasta College	13, 92
Shaw College at Detroit	148
Shawnee Community College	25
Shawnee University	59
Sheridan Community College-Ontario	121
Shippagan-New Brunswick	117
Shippensburg University of Pennsylvania	65
Shoreline Community College	71
Sierra Joint Community College District	13, 92
Simon's Rock College of Bard	147
Sir Sandford Fleming Community College-Ontario	121

INDEX (Cont.)

Institution	Page No.
Skagit Valley College	71
Skyline College-San Mateo County Comm. Col. District	12, 92
Slippery Rock University of Pennsylvania	65
Solano Community College	13, 92
Somerset County College (See Raritan Valley C. C.)	160
Sonoma State University-California State Univ.	5
South Campus-Broward Comm. Col.	18
South Campus-Comm. Col. of Allegheny County	63
South Campus-Erie Comm. Col.	51
South Campus-Iowa Lakes Comm. Col.	26
South Campus-Macomb Comm. Col.	35
South Campus-Metropolitan Comm. Col.	42
South Campus-Milwaukee Area Tech. Col.	74
South Campus-Palm Beach Comm. Col.	20
South Campus-Seattle Comm. Col. District VI	71, 108
South Campus-Southeastern Comm. Col.	27, 96
South Campus-Southern State Comm. Col.	59
South Central Technical College-Minn. Tech. Cols.	39
South Dakota Board of Regents System	67
South Dakota School of Mines & Technology	67
South Dakota State University	67
South Puget Sound Community College	71, 108
South Suburban College	25
Southeast Community College	43
Southeastern Campus-Univ. of Connecticut	17
Southeastern Community College	27, 96
Southeastern Illinois College	25
Southern Conn. State Univ.-Conn. State Univ. Sys.	17
Southern Illinois University-Carbondale	25, 157
Southern Illinois University-Edwardsville	157
Southern Lakes Campus-Mott Comm. Col.	35, 99
Southern Maine Technical College-Maine Tech. Col. Sys.	29
Southern Oregon State College	62, 147
Southern State Community College	59
Southfield Campus-Oakland Comm. Col.	36
Southwest State University-Minnesota State Univs.	40
Southwest Wisconsin Technical College	75
Southwestern College-Southwestern Comm. Col. District	13
Southwestern Community College	27
Southwestern Community College District	13
Southwestern Michigan College	145
Southwestern Oregon Community College	62
Spencer Campus-N. Central Tech. Col.	74

INDEX (Cont.)

Institution	Page No.
Spokane Community College-Comm. Colleges of Spokane	69, 107
Spokane Falls Comm. Col.-Comm. Colleges of Spokane	69, 107
Spoon River College	25
Springfield Campus-Univ. of S. Dakota	148
Springfield Technical Community College-Massachusetts Comm. Col. Sys.	32, 98, 158
St. Charles County Community College	40
St. Clair Community College-Ontario	120
St. Clair County Community College	36
St. Cloud Technical College-Minn. Tech. Cols.	39
St. John's University	54, 104
St. Lawrence Community College-Ontario	120
St. Paul Technical College-Minn. Tech. Cols.	39
St. Petersburg Junior College	157
St. Thomas More College-Saskatchewan	123
St. Thomas University	147, 157
St. Thomas University-New Brunswick	117
Stamford Campus-Univ. of Connecticut	17
Stanislaus-California State Univ.	4
Stark County Regional Campus-Kent State Univ.	59
State Center Community College District	13, 92
State University of Florida System	20, 95
State University of New York (SUNY)	55, 113
Staten Island Campus-St. John's Univ.	54, 104
Stephens College	145, 147, 159
Stephens Institute/Academy of Art College	147
Stevens Institute of Technology	145, 147
Stevens Point Campus-Mid-State Tech. Col.	73
Stockton State College-New Jersey State Col. Sys.	46, 100
Stony Brook State University-SUNY	56
Storrs Campus-Univ. of Connecticut	17
Sturgeon Bay Campus-Northeast Wisconsin Tech. Col.	75
Suffolk County Community College	57, 104
Sullivan County Community College	57
Sunnyvale College-Foothill-DeAnza Comm. Col. District	7, 87
Superior Campus-Wisconsin Indianhead Tech. Col.	75
Sussex County Community College	46, 101, 129
Sylvania Campus-Portland Comm. Col.	61, 105
Syracuse Health Science Center-SUNY	56
Syracuse University	160
Tacoma Community College	71, 108
Taft College	13, 93

INDEX (Cont.)

Institution	Page No.
Takoma Park Campus-Montgomery College	30
Taylor Business Institute	57
Technical University of Nova Scotia	118
Technical Vocational Institute Comm. Col.	48, 101, 129
Teikyo Post University	17
Tele-Universite	123
Temple University	65
Temple University Law School	65
Terra Community College	59
Thaddeus Stevens State School of Technology	65
Thiel College	145, 147
Thomas A. Edison State Col.-New Jersey State Col. Sys.	46, 100
Three Rivers Comm.-Tech Sys-Conn Comm & Tech Col Sys.	16, 94
Ticonderoga Campus-North Country Comm. Col.	54
Titusville Campus-Brevard Comm. Col.	18
Tompkins-Cortland Community College	57
Torrington Campus-Univ. of Connecticut	17
Towson State University	30
Treasure Valley Community College	62, 161
Trent University-Ontario	121
Triton College	25
Trocaire College	57, 104
Truckee Meadows Comm. Col.	43
Truman College-City Cols. of Chicago	22
Trumbull Regional Campus-Kent State Univ.	59
Tunxis Comm. Col.-Connecticut Comm. & Tech. Col. Sys.	16, 94
Tuscarawas Regional Campus-Kent State Univ.	59
Tusculum College	162
Twin Cities Campus-Univ. of Minnesota	159
Tyler School of Art Campus-Temple Univ.	65
UH-Hilo Campus-Univ. of Hawaii	21, 95
UH-Manoa Campus-Univ. of Hawaii	21, 95
UH-West Oahu Campus-Univ. of Hawaii	21, 95
Ulster County Community College	57
Umpqua Community College	161
Union County College	47
Universite de Laval	122
Universite de Moncton-New Brunswick	117
Universite de Montreal-Quebec	122
Universite de Sherbrooke-Quebec	122
Universite du Quebec a Chicoutimi	122
Universite du Quebec a Hull	122

INDEX (Cont.)

Institution	Page No.
Universite du Quebec a Montreal	122
Universite du Quebec a Rimouski	122
Universite du Quebec a Trois-Rivieres	122
Universite du Quebec en Abitibi-Temiscamingue	122
Universite Sainte-Anne-Nova Scotia	118
University Central De Bayamon	147
University College of Cape Breton-Nova Scotia	118
University of Alaska	3, 85, 130, 147, 150, 156
University of Alberta	116
University of Albuquerque	145, 147
University of Athabasca-Alberta	116
University of Calgary-Alberta	116
University of California	14
University of California-Berkeley	14, 112, 156
University of California-Los Angeles	14, 156
University of California-Professional Scientists & Engineers of the Lawrence Livermore National Labs	156
University of California-Santa Cruz	14
University of Central Florida-State Univ. Sys. of Florida	20, 92
University of Cincinnati	60
University of Colorado	156
University of Connecticut	17
University of Delaware	18
University of Detroit Mercy	36, 159
University of the District of Columbia	18
University of Dubuque	145, 147
University of Dubuque Seminary	145
University of Evansville	158
University of Florida-State Univ. Sys. of Florida	20, 95
University of Florida-Gainesville	157
University of Florida-Institute of Food & Agricultural Science	157
University of Great Falls	41, 129
University of Guam	76
University of Hawaii	21, 95
University of Illinois at Springfield	25
University of Kansas	112, 158
University of Lethbridge-Alberta	116
University of Maine	30, 97
University of Maine System	30, 97
University of Maine-Augusta	30, 97
University of Maine-Farmington	30, 97
University of Maine-Fort Kent	30, 97

INDEX (Cont.)

Institution	Page No.
University of Maine-Machias	30, 97
University of Maine-Presque Isle	30
University of Manitoba	116
University of Massachusetts	33, 99
University of Medicine & Dentistry of New Jersey	47, 101
University of Miami-Coral Gables	157
University of Michigan Teaching Assistants	113
University of Minnesota	40, 159
University of Montana	41, 159
University of Nebraska	43
University of Nebraska College of Dentistry	160
University of Nebraska-Lincoln	160
University of Nebraska-Lincoln (Law)	43
University of New Brunswick	117
University of New Hampshire	44
University of New Haven	145, 147
University of North Florida-State Univ. Sys. of Florida	20, 95
University of Northern British Columbia	116
University of Northern Iowa	27
University of Oregon	113, 161
University of Ottawa-Ontario	121
University of Pittsburgh	147, 161
University of Pittsburgh Health Professional Schools	161
University of Pittsburgh Law School	161
University of Pittsburgh Medical School	66, 106
University of Regina-Saskatchewan	125
University of Rio Grande	60
University of San Francisco	14, 93
University of San Francisco-Col. of Professional Studies	156
University of San Francisco Law School	14
University of Scranton	66
University of South Dakota-South Dakota Bd. of Regents Sys.	67
University of South Dakota-Springfield	148
University of South Florida-State Univ. Sys. of Florida	20, 95, 112
University of Southern Maine-Univ. of Maine Sys.	30, 97
University of Toledo	60, 129, 161
University of Vermont	162
University of West Florida-State Univ. Sys. of Florida	20, 95
University of Windsor-Ontario	121
University of Winnipeg-Manitoba	116
University of Wisconsin-Madison-Teaching Assistants	114
University of Wisconsin-Milwaukee-Teaching Assistants	114
University System of New Hampshire	160

INDEX (Cont.)


Institution	Page No.
Urban Campus-Des Moines Area Comm. Col.	26
U.S. Coast Guard Academy	17, 151
U.S. Merchant Marine Academy	57, 151
Utica Campus-Mohawk Valley Comm. Col.	53
Utica College of Syracuse University	57
Ventura College-Ventura County Comm. Col. District	14, 93
Ventura County Community College District	14, 93
Vermont State Colleges	68, 106
Vermont Technical College-Vermont State Cols.	68, 106
Victor Valley College	15
Villa Maria College	160
Villanova University	147, 162
Vista College-Peralta Comm. Col. District	10, 89
WA St. Penitentiary Campus-Walla Walla Comm. Col.	71, 108
Wabash Valley College-Illinois Eastern Comm. Col.	23
Wadena Campus-Northwest Tech.-Minn. Tech. Cols.	39
Wagner College	145, 147
Walla Walla Community College	71, 109
Warren County Community College	47
Warren (PA) Extension Center-Jamestown Comm. Col.	52
Warrington Campus-Pensacola Junior Col.	20
Warwick Campus-Comm. Col. of Rhode Island	66
Waseca Campus-Univ. of Minnesota	148
Washington College-City Colleges of Chicago	22
Washington County Tech. College-Maine Tech. Col. Sys.	29
Washtenaw Community College	37
Waterbury Campus-Univ. of Connecticut	17
Waubonsee Community College	25
Waukesha Campus-Waukesha County Tech. Col.	75, 108
Waukesha County Technical College	75, 108
Wayne County Community College	37, 96
Wayne State College-Nebraska State Cols.	42
Wayne State University	37
Waynesburg College	162
Wenatchee Campus-Wenatchee Valley Col.	72, 108
Wenatchee Valley College	72, 108
Wentworth Institute of Technology	33
West Bend Campus-Moraine Park Tech. Inst.	74
West Caldwell Campus-Essex County Col.	45
West Campus-Milwaukee Area Tech. Col.	74
West Campus-Pima County Comm. Col.	3
West Chester University of Pennsylvania	65

INDEX (Cont.)

Institution	Page No.
West Hills College	15
West Los Angeles College-Los Angeles Comm. Col. Sys.	9, 88
West Shore Community College	37
West Valley College-West Valley Mission Comm. Col. District	15, 93
West Valley Mission Community College District	15, 93
Westchester Community College	57
Westchester/Rockland Campus-Cornell Univ. ILR	50, 103
Western Campus-Cuyahoga Comm. Col. District	58
Western Campus (Brentwood)-Suffolk County Comm. Col.	57, 104
Western Connecticut State Univ.-Conn. State Univ. Sys.	17
Western Illinois University	25
Western Iowa Tech Community College	27
Western Michigan University	37
Western Montana College	41
Western Nebraska Community College	43
Western State College	62
Western State Chiropractic College	62
Western Wisconsin Technical College	75
Westfield State College-Massachusetts State Cols.	32, 99
Westmoreland County Community College	66
Whatcom Community College	72
Whidbey Campus-Skagit Valley College	71
Wichita State University	147
Wilberforce University	60, 147
Wilfred Laurier University-Ontario	121
William Paterson College of New Jersey-New Jersey State College System	46, 100
William Rainey Harper College	25, 157
Willmar Campus-Rigewater Col.-Minn. Consolidated Cols.	40
Wilson College	162
Windward Community College-Univ. of Hawaii	21, 95
Winona Campus-Redwing/Winona Tech. Col.-Minn. Tech. Cols.	39
Winona State University-Minnesota State Univs.	40
Wisconsin Indianhead Tech. Col.	75
Wisconsin Rapids Campus-Mid-State Tech. Col.	73
Wittenburg Campus-N. Central Tech. Co.	74
Worcester Campus-Becker Col.	31
Worcester State College-Massachusetts State Cols.	32, 99
Wordsworth Academy	147
Worthington Campus-Minn.W. Comm. & Tech. Col.-Minn. Cons.Cols.	39
Worthington Community College-Minnesota Comm. Cols.	38
Wright College-City Cols. of Chicago	22
Yakima Valley College	72
Ybor Campus-Hillsborough Comm. Col.	19

INDEX (Cont.)

Institution	Page No.
Yeshiva University	145, 147
York College-CUNY	49, 102
York County Tech. Col.-Maine Tech. Col. Sys.	29
York University-Ontario	121
Yosemite Community College District	15, 93
Youngstown State University	60
Yuba Community College	15, 93





**NATIONAL CENTER FOR THE STUDY OF COLLECTIVE BARGAINING
IN HIGHER EDUCATION AND THE PROFESSIONS
PUBLICATIONS, 1973 - 1999**

PROCEEDINGS

Collective Bargaining and Accountability in Higher Education: A Report Card. Twenty-Seventh Ann. Conf., 1999
Responding to Challenges and Conflict in Higher Education Collective Bargaining. Twenty-Sixth Ann. Conf., 1998
Silver Anniversary Conference: 25 Years of higher Education Collective Bargaining. Twenty-Fifth Ann. Conf., 1997
Higher Education Collective Bargaining: Back to "CB" Basics. Twenty-Fourth Ann. Conf., 1996
Higher Education Collective Bargaining: Beyond the Boundaries. Twenty-Third Ann. Conf., 1995
Higher Education Collective Bargaining During a Period of Change. Twenty-Second Ann. Conf., 1994
Unions and Management: Working Our Way Out of Fiscal Stress. Twenty-First Ann. Conf., 1993
The Impact of Collective Bargaining in Higher Education: A 20 Year Retrospective. Twentieth Ann. Conf., 1992
Collective Bargaining in Higher Education: Leadership in Uncertain Times. Nineteenth Ann. Conf., 1991
Collective Bargaining in Higher Education: The 1990's. Eighteenth Ann. Conf., 1990
Power Relationships on the Unionized Campus. Seventeenth Ann. Conf., 1989
Collective Bargaining and the Economic Condition of Higher Education. Sixteenth Ann. Conf., 1988
The Faculty Life Cycle: A Legal Perspective. Fifteenth Ann. Conf., 1987
The Unionized Professoriate: A Discriminating Appraisal. Fourteenth Ann. Conf., 1986
Unionization and Academic Excellence. Thirteenth Ann. Conf. 1985
Structural Reform in Higher Education Collective Bargaining. Twelfth Ann. Conf., 1984
Collective Bargaining in a Period of Retrenchment. Eleventh Ann. Conf., 1983
Campus Bargaining at the Crossroads. Tenth Ann. Conf., 1982
The Legal and Economic Status of Collective Bargaining in Higher Education. Ninth Ann. Conf., 1981
Campus Bargaining in the Eighties. Eighth Ann. Conf., 1980
Landmarks in Collective Bargaining in Higher Education. Seventh Ann. Conf., 1979
The Uniqueness of Collective Bargaining in Higher Education. Sixth Ann. Conf., 1978
Collective Bargaining and the Future of Higher Education. Fifth Ann. Conf., 1977
Collective Bargaining in Higher Education. First - Fourth Ann. Confs., 1973-1976

BIBLIOGRAPHIES

Vols. 2, 4-25 (Vols. 1 & 3 Out of Print)

NEWSLETTERS

Collective Bargaining in Higher Education: Analysis of Issues (4 issues/year)

DIRECTORIES

Directory of Faculty Contracts and Bargaining Agents in Institutions of Higher Education (Annual) 1975-1998
Directory of Graduate Student Employee Bargaining Agents and Organizations, 1995
Directory of Non-Faculty Bargaining Agents in Institutions of Higher Education, 1991

SELECTED BOOKS AND MONOGRAPHS

Annunziato, Frank, R. Lanzerotti, M. Hayes, and Jon Curtiss, Directory of Graduate Student Employee Bargaining Agents and Organizations, 1995
Hurd, Richard W., with Kim Fellows, Directory of Staff Bargaining Agents in Institutions of Higher Education, 1995
Donovan, Mary. Sex Discrimination in Higher Education and the Professions: An Annotated Bibliography, 1989
Kaminker, Dan. Professional Staff Congress Review of Arbitrations and Digest of Selected Related Issue, 1984
Douglas, Joel M. and M. Garfin. Contract Development in Higher Education Faculty Collective Bargaining, 1980
Douglas, Joel M., Loren A. Krause and Leonard Winogora. Workload and Productivity Bargaining in Higher Education, Monograph No. 3, 1980

To order publications contact the National Center for the Study of Collective Bargaining in Higher Education and the Professions, Baruch College 17 Lexington Avenue, Box F-2053, New York, New York 10010. Telephone: (212) 802-6751 Fax: (212) 802-6834 e-mail: bjohnson@baruch.cuny.edu.

