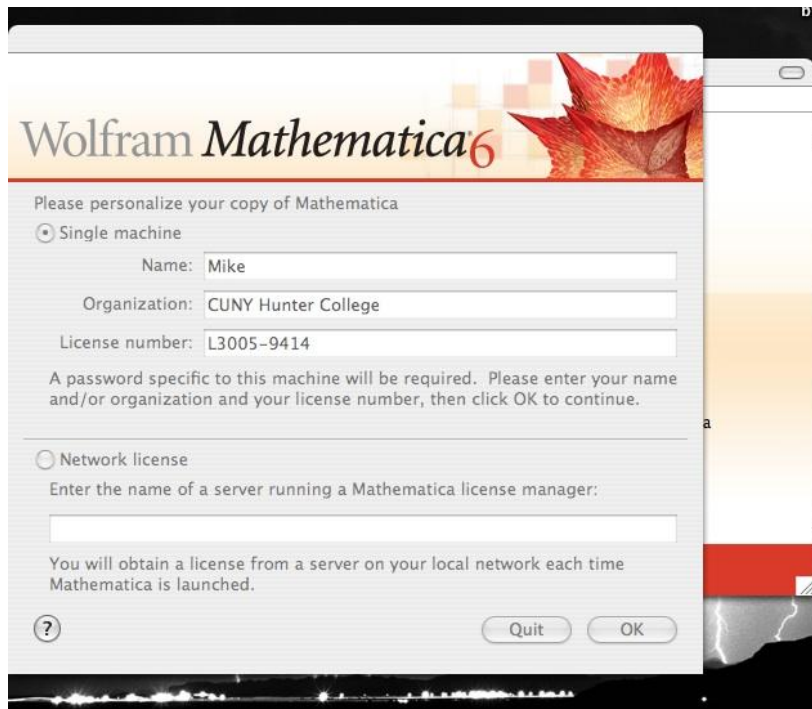


Mathematica 6 for Mac users.

Registering Mathematica:

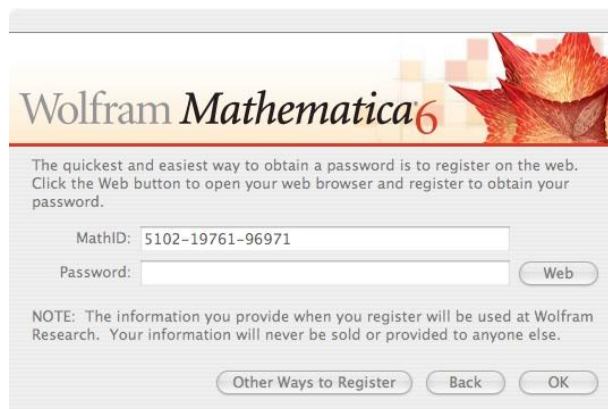
Step 1:



The image shows a registration dialog box for Wolfram Mathematica 6. The title bar reads "Wolfram Mathematica 6". Below the title, it says "Please personalize your copy of Mathematica". There are two radio button options: "Single machine" (selected) and "Network license". Under "Single machine", there are three text input fields: "Name: Mike", "Organization: CUNY Hunter College", and "License number: L3005-9414". Below these fields, a message states: "A password specific to this machine will be required. Please enter your name and/or organization and your license number, then click OK to continue." Under "Network license", there is a text input field for "Enter the name of a server running a Mathematica license manager:". Below that, another message states: "You will obtain a license from a server on your local network each time Mathematica is launched." At the bottom left is a help icon (?), and at the bottom right are "Quit" and "OK" buttons.

Enter : Your name, CUNY Hunter College, and the License Number: L3005-9414

Step 2:



The image shows a dialog box for web registration in Wolfram Mathematica 6. The title bar reads "Wolfram Mathematica 6". Below the title, it says "The quickest and easiest way to obtain a password is to register on the web. Click the Web button to open your web browser and register to obtain your password." There are two text input fields: "MathID: 5102-19761-96971" and "Password:". To the right of the "Password:" field is a "Web" button. Below these fields, a note states: "NOTE: The information you provide when you register will be used at Wolfram Research. Your information will never be sold or provided to anyone else." At the bottom are three buttons: "Other Ways to Register", "Back", and "OK".

Click on "Web"

Step 3:



SERVICES & RESOURCES

Wolfram Research Registration

Please select your action

- I want to register a product and generate a password.
- I already have a password. I just want to register.

Continue

Select: "I want to register..." Click Continue

Step 4:



SERVICES & RESOURCES

Wolfram Research Product Registration

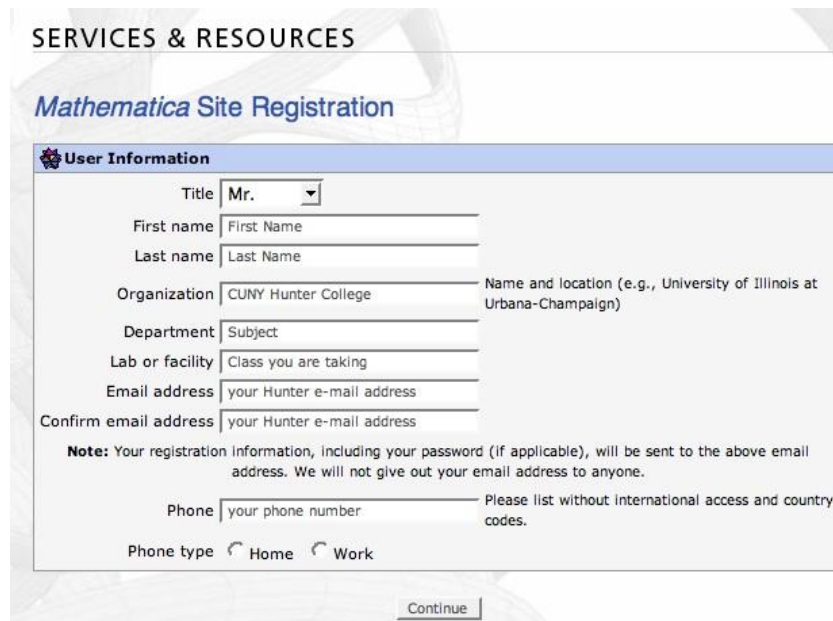
Please select the product you would like to register

- Macintosh; 6.0.1; Single User; 2 processes
- Macintosh; 6.0.0; Single User; 2 processes
- Macintosh; 5.2.0; Single User; 2 processes
- Macintosh; 5.1.1; Single User; 2 processes
- Macintosh; 5.1.0; Single User; 2 processes
- Macintosh; 5.0.1; Single User; 2 processes
- Macintosh; 5.0.0; Single User; 2 processes
- Macintosh; 4.2.0; Single User; 2 processes

Continue

Select the version you are using

Step 5:



SERVICES & RESOURCES

Mathematica Site Registration

User Information

Title

First name

Last name

Organization Name and location (e.g., University of Illinois at Urbana-Champaign)

Department

Lab or facility

Email address

Confirm email address

Note: Your registration information, including your password (if applicable), will be sent to the above email address. We will not give out your email address to anyone.

Phone Please list without international access and country codes.

Phone type Home Work

Continue

Enter: Your name, Organization is CUNY Hunter College, your department, Hunter e-mail address. When done click Continue

Step 6:

SERVICES & RESOURCES

Mathematica Site Registration

Thank you for your password request.

Your passwords have been sent to your site administrator.

You should receive your Password within 24 hours.